



MISSOURI FERTILIZER REPORT

Volume 44, No. 2

July, 2002

REPORT OF ANALYSIS OF FERTILIZER SAMPLES COLLECTED

January 1 through June 30, 2002

BAGGED FERTILIZER

| MANUFACTURER | | % FOUND | | | % Relative Value |
|-----------------------------|----------------|-----------------------|-------------------------------|--------|------------------|
| No. | Grade | Nitrogen | P ₂ O ₅ | Potash | |
| AGRI-NUTRIENTS, INC | | CATOOSA, OK | | | |
| 4181 | 9.0-24.0-24.0 | 9.2 | 23.6 | 25.7 | 101.44 |
| 2197 | 10.0-20.0-10.0 | 8.9* | 17.0* | 12.1 | 91.29* |
| 2190 | 13.0-13.0-13.0 | 17.2 | 10.7* | 15.7 | 110.00 |
| 4173 | 13.0-13.0-13.0 | 15.0 | 14.6 | 11.2* | 108.31 |
| 2186 | 13.0-25.0-12.0 | 13.2 | 26.6 | 11.7 | 103.75 |
| #TOTALS - NO. SAMPLES | | 5 - SMPLS MISBRANDED | 3 - | | 102.75 |
| AGRILIANCE LLC | | KANSAS CITY, MO | | | |
| 2425 | 6.0-24.0-24.0 | 6.1 | 25.4 | 23.5 | 102.98 |
| 4182 | 6.0-24.0-24.0 | 6.1 | 25.1 | 23.6 | 102.38 |
| 2418** | 13.0-13.0-13.0 | 13.3 | 12.6 | 14.7 | 102.31 |
| 3904** | 13.0-13.0-13.0 | 12.9 | 13.1 | 13.1 | 100.15 |
| 4236 | 13.0-13.0-13.0 | 13.1 | 12.6 | 15.2 | 102.46 |
| 4350 | 13.0-13.0-13.0 | 13.5 | 12.9 | 15.0 | 104.31 |
| 2648 | 46.0- 0.0- 0.0 | 46.3 | 0.0 | 0.0 | 100.65 |
| #TOTALS - NO. SAMPLES | | 12 - SMPLS MISBRANDED | 0 - | | 101.92 |
| AGRILIANCE, LLC | | ST PAUL, MN | | | |
| 4312** | 0.0- 0.0- 0.0 | 0.0 | 0.0 | 0.0 | 100.00 |
| 4313** | 0.0- 0.0- 0.0 | 0.0 | 0.0 | 0.0 | 100.00 |
| 4314** | 0.0- 0.0- 0.0 | 0.0 | 0.0 | 0.0 | 100.00 |
| #TOTALS - NO. SAMPLES | | 3 - SMPLS MISBRANDED | 0 - | | 100.00 |
| ALASKA FISH FERTILIZER CO | | RENTON, WA | | | |
| 2140 | 5.0- 1.0- 1.0 | 5.5 | 1.8 | 2.0 | 127.69 |
| #TOTALS - NO. SAMPLES | | 1 - SMPLS MISBRANDED | 0 - | | 127.69 |
| AMERICAN PLANT FOOD COMPANY | | BRIDGETON, MO | | | |
| 2177** | 15.0-30.0-15.0 | 16.8 | 31.2 | 16.8 | 107.43 |
| 3062** | 15.0-30.0-15.0 | 16.8 | 31.5 | 16.7 | 107.90 |
| 4551** | 15.0-30.0-15.0 | 16.7 | 31.4 | 16.6 | 107.43 |
| #TOTALS - NO. SAMPLES | | 3 - SMPLS MISBRANDED | 0 - | | 107.58 |

| MANUFACTURER | | % FOUND | | | % Relative Value |
|---------------------------|----------------|----------------------|-------------------------------|--------|------------------|
| No. | Grade | Nitrogen | P ₂ O ₅ | Potash | |
| ASC MINERAL PROCESSING | | ALLERTON, IL | | | |
| 4169** | 0.0- 0.0- 0.0 | 0.0 | 0.0 | 0.0 | 100.00 |
| 4213** | 0.0- 0.0- 0.0 | 0.0 | 0.0 | 0.0 | 100.00 |
| #TOTALS - NO. SAMPLES | | 2 - SMPLS MISBRANDED | 0 - | | 100.00 |
| BONIDE PRODUCTS | | YORKVILLE, NY | | | |
| 3011 | 4.0-10.0- 3.0 | 3.8 | 9.7 | 3.6 | 98.71 |
| #TOTALS - NO. SAMPLES | | 1 - SMPLS MISBRANDED | 0 - | | 98.71 |
| BRADFIELD INDUSTRIES, INC | | SPRINGFIELD, MO | | | |
| 2302 | 3.0- 1.0- 5.0 | 3.1 | 1.3 | 5.7 | 111.54 |
| 2511 | 3.0- 1.0- 5.0 | 3.2 | 1.3 | 5.0 | 107.69 |
| 2512 | 3.0- 1.0- 5.0 | 3.0 | 1.4 | 5.7 | 111.54 |
| 2747 | 3.0- 1.0- 5.0 | 3.3 | 1.4 | 5.7 | 116.15 |
| 4268 | 3.0- 1.0- 5.0 | 3.0 | 1.4 | 5.8 | 112.31 |
| 2516 | 9.0- 0.0- 0.0 | 10.4 | 0.0 | 0.0 | 115.56 |
| #TOTALS - NO. SAMPLES | | 6 - SMPLS MISBRANDED | 0 - | | 112.65 |
| BUCHHEIT INC | | PERRYVILLE, MO | | | |
| 2426 | 6.0-24.0-24.0 | 9.0 | 22.6 | 30.4 | 111.43 |
| 2830 | 34.0- 0.0- 0.0 | 34.4 | 0.0 | 0.0 | 101.18 |
| #TOTALS - NO. SAMPLES | | 4 - SMPLS MISBRANDED | 0 - | | 106.72 |
| CHOUTEAU LIME CO | | PRYOR, OK | | | |
| 2900 | 10.0-20.0-10.0 | 13.0 | 23.6 | 9.8 | 118.57 |
| 2895 | 13.0-13.0-13.0 | 15.8 | 17.1 | 18.6 | 129.85 |
| 4103 | 13.0-13.0-13.0 | 11.9 | 9.8* | 10.3* | 82.62* |
| 4105 | 13.0-13.0-13.0 | 14.4 | 11.5* | 16.6 | 105.23 |
| 4123 | 27.0-13.0-13.0 | 26.5 | 14.4 | 14.2 | 103.23 |
| #TOTALS - NO. SAMPLES | | 9 - SMPLS MISBRANDED | 5 - | | 104.07 |
| DOMESTIC FERTILIZER, INC | | PARIS, KY | | | |
| 2070 | 10.0-13.0-13.0 | 12.2 | 14.3 | 12.8 | 111.53 |
| 2414 | 15.0- 7.0- 6.0 | 16.3 | 8.8 | 8.0 | 116.40 |
| #TOTALS - NO. SAMPLES | | 3 - SMPLS MISBRANDED | 0 - | | 114.71 |

The University of Missouri-Columbia is an equal opportunity institution.

Issued Semi-Annually January, July by Fertilizer Control Service, Agricultural Experiment Station, University of Missouri-Columbia, 3600 E. New Haven Rd., Columbia, Missouri



BAGGED FERTILIZER

| MANUFACTURER | | % FOUND | | | % Relative Value |
|-----------------------|----------------|----------|-------------------------------|--------|------------------|
| No. | Grade | Nitrogen | P ₂ O ₅ | Potash | |
| EASY GARDENER, INC | | | | | |
| | | WACO, TX | | | |
| 2071 | 8.0-24.0- 8.0 | 10.8 | 26.1 | 9.8 | 116.11 |
| 2300 | 8.0-24.0- 8.0 | 11.0 | 26.0 | 10.0 | 116.67 |
| 4530 | 8.0-24.0- 8.0 | 12.4 | 24.9 | 8.6 | 115.56 |
| 2297 | 10.0-10.0- 4.0 | 12.2 | 10.1 | 4.6 | 111.82 |
| 4583 | 16.0- 4.0- 4.0 | 16.9 | 6.0 | 6.6 | 119.09 |
| #TOTALS - NO. SAMPLES | | 5 | SMPLS MISBRANDED | 0 | 115.92 |

| MANUFACTURER | | % FOUND | | | % Relative Value |
|--------------------------|-------|------------|-------------------------------|--------|------------------|
| No. | Grade | Nitrogen | P ₂ O ₅ | Potash | |
| FARMLAND INDUSTRIES, INC | | | | | |
| | | JOPLIN, MO | | | |
| #TOTALS - NO. SAMPLES | | 1 | SMPLS MISBRANDED | 0 | 97.60 |

| FREE FLOW FERTILIZER | | MAUMEE, OH | | | |
|-----------------------|----------------|------------|-------------------------------|--------|------------------|
| No. | Grade | Nitrogen | P ₂ O ₅ | Potash | % Relative Value |
| 2283** | 24.0- 4.0-14.0 | 22.9 | 3.7 | 14.9 | 97.29 |
| 1853** | 28.0- 3.0- 3.0 | 28.9 | 3.6 | 3.4 | 105.23 |
| 2495 | 28.0- 3.0- 3.0 | 27.6 | 3.2 | 3.0 | 99.38 |
| 2497** | 28.0- 3.0- 3.0 | 27.0 | 3.2 | 3.8 | 98.77 |
| 2498** | 28.0- 3.0- 3.0 | 27.6 | 3.1 | 3.5 | 99.85 |
| 2736** | 28.0- 3.0- 3.0 | 26.1 | 3.0 | 2.6* | 93.54* |
| 2737** | 28.0- 3.0- 3.0 | 27.1 | 3.3 | 3.2 | 98.46 |
| 3132** | 28.0- 3.0- 3.0 | 29.5 | 3.6 | 3.0 | 106.46 |
| 3133** | 28.0- 3.0- 3.0 | 27.0 | 3.2 | 3.3 | 98.00 |
| 3591** | 28.0- 3.0- 3.0 | 29.2 | 3.0 | 3.3 | 104.15 |
| 3935** | 28.0- 3.0- 3.0 | 27.3 | 3.3 | 3.5 | 99.54 |
| 4449** | 28.0- 3.0- 3.0 | 28.7 | 3.2 | 3.1 | 102.92 |
| 4450 | 28.0- 3.0- 3.0 | 28.0 | 3.4 | 3.0 | 101.23 |
| 4520** | 28.0- 4.0- 6.0 | 27.9 | 4.0 | 5.8 | 99.43 |
| 2493** | 29.0- 3.0- 4.0 | 28.3 | 3.0 | 4.6 | 98.82 |
| 2735** | 29.0- 3.0- 4.0 | 28.1 | 3.4 | 4.2 | 98.82 |
| 3126** | 29.0- 3.0- 4.0 | 27.8 | 2.7 | 4.7 | 96.62* |
| 3129** | 29.0- 3.0- 4.0 | 27.0 | 2.8 | 4.4 | 94.12* |
| 3347** | 29.0- 3.0- 4.0 | 29.7 | 3.5 | 4.0 | 103.53 |
| 3588** | 29.0- 3.0- 4.0 | 27.9 | 2.7 | 4.2 | 96.18* |
| 3929** | 29.0- 3.0- 4.0 | 29.0 | 3.4 | 3.8 | 100.88 |
| 4125** | 29.0- 3.0- 4.0 | 31.2 | 3.9 | 4.0 | 109.12 |
| 4372** | 29.0- 3.0- 4.0 | 27.6 | 2.6* | 4.6 | 95.59* |
| 4448** | 29.0- 3.0- 4.0 | 28.1 | 3.3 | 4.9 | 99.56 |
| 4516 | 29.0- 3.0- 4.0 | 26.6* | 2.9 | 4.6 | 93.53* |
| 2731** | 30.0- 3.0- 4.0 | 30.1 | 3.1 | 4.5 | 101.29 |
| 2253** | 32.0- 4.0- 8.0 | 31.4 | 3.7 | 7.8 | 97.50 |
| #TOTALS - NO. SAMPLES | | 27 | SMPLS MISBRANDED | 6 | 99.58 |

| GARD'N-WISE DIST | | WICHITA, KS | | | |
|-----------------------|----------------|-------------|-------------------------------|--------|------------------|
| No. | Grade | Nitrogen | P ₂ O ₅ | Potash | % Relative Value |
| 2417** | 13.0-13.0-13.0 | 13.4 | 12.3 | 11.8 | 97.23 |
| #TOTALS - NO. SAMPLES | | 1 | SMPLS MISBRANDED | 0 | 97.23 |

| GRO TEC, INC | | COVINGTON, GA | | | |
|-----------------------|----------------|---------------|-------------------------------|--------|------------------|
| No. | Grade | Nitrogen | P ₂ O ₅ | Potash | % Relative Value |
| 2206 | 6.0-10.0-10.0 | 6.2 | 9.5 | 11.2 | 101.43 |
| 3064 | 12.0- 6.0- 6.0 | 12.1 | 7.4 | 6.5 | 108.33 |
| #TOTALS - NO. SAMPLES | | 2 | SMPLS MISBRANDED | 0 | 104.88 |

| HONEY CREST FARMS | | BENTONVILLE, AR | | | |
|-----------------------|---------------|-----------------|-------------------------------|--------|------------------|
| No. | Grade | Nitrogen | P ₂ O ₅ | Potash | % Relative Value |
| 3353 | 4.0- 2.0- 2.0 | 4.1 | 2.8 | 2.9 | 119.29 |
| 3354 | 4.0- 2.0- 2.0 | 3.6 | 2.7 | 3.0 | 111.43 |
| #TOTALS - NO. SAMPLES | | 2 | SMPLS MISBRANDED | 0 | 115.35 |

| HOWARD JOHNSON'S ENTERPRISES, INC | | MILWAUKEE, WI | | | |
|-----------------------------------|----------------|---------------|-------------------------------|--------|------------------|
| No. | Grade | Nitrogen | P ₂ O ₅ | Potash | % Relative Value |
| 4214** | 0.0- 0.0- 0.0 | 0.0 | 0.0 | 0.0 | 100.00 |
| 2301 | 3.0- 6.0- 0.0 | 6.2 | 7.4 | 0.0 | 151.11 |
| 2682 | 5.0-10.0- 5.0 | 4.6 | 8.7* | 5.2 | 90.86* |
| 2203** | 8.0-22.0-15.0 | 9.2 | 22.9 | 15.2 | 105.87 |
| 1800 | 10.0- 6.0- 4.0 | 7.8* | 7.2 | 4.4 | 95.56* |
| 2423 | 10.0- 6.0- 4.0 | 8.8* | 5.0* | 4.0 | 87.78* |
| 2680 | 10.0- 6.0- 4.0 | 9.2 | 5.2* | 3.8 | 90.56* |
| 2681 | 10.0- 6.0- 4.0 | 8.0* | 4.0* | 3.8 | 77.22* |
| 3067 | 10.0- 6.0- 4.0 | 10.5 | 6.8 | 4.4 | 108.33 |
| 3068 | 10.0- 6.0- 4.0 | 9.8 | 5.8 | 4.2 | 98.33 |
| 3601 | 10.0- 6.0- 4.0 | 7.9* | 6.1 | 3.8 | 88.33* |
| 4180 | 10.0- 6.0- 4.0 | 9.0 | 5.2* | 3.8 | 89.44* |
| 4432 | 10.0- 6.0- 4.0 | 10.4 | 6.3 | 4.7 | 105.83 |
| 1799 | 12.0-12.0-12.0 | 10.8 | 10.0* | 12.0 | 89.33* |
| 2193 | 12.0-12.0-12.0 | 10.7* | 10.3* | 12.0 | 90.00* |
| 2194 | 12.0-12.0-12.0 | 10.8 | 9.5* | 11.2 | 86.33* |
| 2195 | 12.0-12.0-12.0 | 11.4 | 11.5 | 12.5 | 97.17 |

| MANUFACTURER | | % FOUND | | | % Relative Value |
|-----------------------------------|----------------|---------------|-------------------------------|--------|------------------|
| No. | Grade | Nitrogen | P ₂ O ₅ | Potash | |
| HOWARD JOHNSON'S ENTERPRISES, INC | | | | | |
| | | MILWAUKEE, WI | | | |
| 2419 | 12.0-12.0-12.0 | 9.2* | 12.6 | 13.0 | 94.33* |
| 2421 | 12.0-12.0-12.0 | 10.0* | 6.8* | 19.3 | 88.17* |
| 2679 | 12.0-12.0-12.0 | 9.5* | 9.2* | 11.6 | 81.67* |
| 3598 | 12.0-12.0-12.0 | 10.8 | 10.0* | 12.2 | 89.67* |
| 3599 | 12.0-12.0-12.0 | 10.6* | 9.6* | 12.4 | 88.00* |
| 4177 | 12.0-12.0-12.0 | 11.1 | 10.2* | 12.1 | 91.17* |
| 4178 | 12.0-12.0-12.0 | 11.4 | 10.1* | 12.0 | 91.67* |
| 4352 | 12.0-12.0-12.0 | 12.2 | 12.3 | 12.1 | 101.83 |
| 4431 | 12.0-12.0-12.0 | 12.1 | 12.0 | 11.3 | 99.17 |
| 4498 | 12.0-12.0-12.0 | 12.1 | 12.8 | 11.5 | 102.17 |
| 4499 | 12.0-12.0-12.0 | 11.4 | 11.5 | 11.4 | 95.33* |
| 4500 | 12.0-12.0-12.0 | 11.3 | 11.5 | 10.3* | 93.17* |
| 4502 | 12.0-12.0-12.0 | 11.8 | 11.0 | 12.0 | 96.00* |
| 2422 | 12.0-22.0- 6.0 | 11.4 | 20.3 | 6.2 | 94.05* |
| 2191** | 12.0-22.0-14.0 | 12.0 | 22.0 | 14.3 | 100.37 |
| 4107** | 12.0-22.0-14.0 | 13.7 | 25.7 | 12.2* | 110.98 |
| 4179** | 12.0-22.0-14.0 | 12.8 | 19.0* | 14.8 | 95.61* |
| 4353** | 12.0-22.0-14.0 | 13.5 | 24.4 | 13.2 | 108.54 |
| 4504** | 12.0-22.0-14.0 | 12.6 | 23.0 | 13.4 | 103.17 |
| 3600 | 12.0-24.0-12.0 | 13.8 | 19.2* | 12.4 | 93.33* |
| 2415 | 13.0-13.0-13.0 | 12.8 | 14.1 | 13.0 | 102.77 |
| 2416 | 13.0-13.0-13.0 | 11.7 | 11.4* | 13.7 | 92.15* |
| 2896 | 13.0-13.0-13.0 | 11.6* | 12.2 | 13.4 | 93.85* |
| 4528** | 14.0- 0.0-14.0 | 13.0 | 0.0 | 14.6 | 96.67* |
| 4526** | 15.0- 3.0- 5.0 | 15.0 | 3.5 | 5.6 | 103.90 |
| 2183 | 15.0- 5.0-10.0 | 14.1 | 4.9 | 9.9 | 95.80* |
| 2507 | 15.0- 5.0-10.0 | 15.3 | 5.5 | 10.0 | 103.20 |
| 4100** | 16.0- 4.0- 8.0 | 16.3 | 4.7 | 9.2 | 106.67 |
| 2296** | 16.0- 8.0- 8.0 | 15.0 | 6.1* | 7.1* | 88.04* |
| 2293** | 18.0- 3.0-15.0 | 16.6 | 2.9 | 14.4 | 93.68* |
| 4524 | 19.0- 5.0- 5.0 | 19.6 | 6.2 | 5.1 | 106.98 |
| 2285 | 23.0- 3.0- 8.0 | 24.6 | 5.4 | 8.0 | 113.33 |
| 2286** | 23.0- 3.0- 8.0 | 23.7 | 4.0 | 8.3 | 106.17 |
| 2287** | 23.0- 3.0- 8.0 | 22.7 | 3.1 | 8.4 | 100.00 |
| 2504** | 23.0- 3.0- 8.0 | 22.4 | 3.2 | 8.4 | 99.33 |
| 4132** | 23.0- 3.0- 8.0 | 22.4 | 2.9 | 7.8 | 97.33 |
| 4522** | 24.0- 3.0- 4.0 | 12.6* | 3.5 | 23.3 | 95.69* |
| 3595** | 25.0- 3.0- 3.0 | 24.2 | 4.1 | 4.4 | 103.39 |
| 2279** | 26.0- 3.0- 4.0 | 26.2 | 3.1 | 4.7 | 102.10 |
| 2740 | 26.0- 3.0- 4.0 | 25.2 | 3.2 | 6.0 | 101.29 |
| 4130** | 26.0- 3.0- 4.0 | 26.0 | 2.9 | 4.3 | 100.16 |
| 4374** | 26.0- 3.0- 4.0 | 25.1 | 3.1 | 4.5 | 98.23 |
| 4521** | 26.0- 3.0- 4.0 | 25.4 | 3.0 | 4.5 | 98.87 |
| 2501** | 27.0- 3.0- 3.0 | 27.8 | 3.0 | 3.8 | 103.81 |
| 2931** | 27.0- 3.0- 3.0 | 26.3 | 2.7 | 3.3 | 97.30 |
| 2272** | 28.0- 3.0- 4.0 | 26.5 | 3.0 | 4.2 | 95.76* |
| 2499 | 28.0- 3.0- 4.0 | 25.7* | 3.1 | 4.4 | 93.94* |
| 2739** | 28.0- 3.0- 4.0 | 26.4 | 2.4* | 3.6 | 92.73* |
| 4128** | 28.0- 3.0- 4.0 | 30.4 | 4.4 | 4.3 | 111.97 |
| 4192** | 28.0- 3.0- 4.0 | 26.9 | 3.3 | 5.8 | 100.30 |
| 4373** | 28.0- 3.0- 4.0 | 28.7 | 3.6 | 4.4 | 104.55 |
| 2262** | 30.0- 3.0- 5.0 | 28.4 | 2.8 | 5.5 | 95.63* |
| #TOTALS - NO. SAMPLES | | 71 | SMPLS MISBRANDED | 36 | 97.90 |

| HOWARD JOHNSON'S ENTERPRISES, INC | | NEOSHO, MO | | | |
|-----------------------------------|----------------|------------|-------------------------------|--------|------------------|
| No. | Grade | Nitrogen | P ₂ O ₅ | Potash | % Relative Value |
| 2902 | 8.0- 8.0- 8.0 | 7.6 | 7.8 | 8.4 | 98.00 |
| 2901** | 10.0-20.0-10.0 | 9.8 | 20.4 | 9.3 | 99.57 |
| 2894 | 13.0-13.0-13.0 | 11.1* | 10.8* | 14.5 | 89.69* |
| 2893** | 15.0- 5.0-10.0 | 13.9 | 4.5 | 9.5 | 92.60* |
| 2891** | 18.0-24.0-12.0 | 18.3 | 25.1 | 11.1 | 101.98 |
| 2890** | 19.0- 0.0-19.0 | 18.7 | 0.0 | 18.8 | 98.60 |
| 2934** | 23.0- 3.0- 5.0 | 24.1 | 4.4 | 5.4 | 109.47 |
| 2932** | 26.0- 3.0- 4.0 | 25.3 | 3.2 | 4.4 | 99.03 |
| #TOTALS - NO. SAMPLES | | 8 | SMPLS MISBRANDED | 2 | 98.87 |

| IRONITE PRODUCTS COMPANY | | SCOTTSDALE, AZ | | | |
|--------------------------|---------------|----------------|-------------------------------|--------|------------------|
| No. | Grade | Nitrogen | P ₂ O ₅ | Potash | % Relative Value |
| 2141** | 6.0- 2.0- 1.0 | 7.5 | 2.2 | 2.6 | 129.41 |
| #TOTALS - NO. SAMPLES | | 1 | SMPLS MISBRANDED | 0 | 129.41 |

| JEFFCO FEED & FERTILIZER | | DESOTO, MO | | | |
|--------------------------|----------------|------------|-------------------------------|--------|------------------|
| No. | Grade | Nitrogen | P ₂ O ₅ | Potash | % Relative Value |
| 4566 | 12.0-12.0-12.0 | 19.1 | 10.5* | 9.5* | 114.50 |
| 4559 | 17.0-17.0-17.0 | 18.6 | 13.0* | 18.0 | 95.53* |

BAGGED FERTILIZER

| MANUFACTURER | | % FOUND | | | % Relative Value |
|--------------------------------|----------------|-------------------|-------------------------------|--------|------------------|
| No. | Grade | Nitrogen | P ₂ O ₅ | Potash | |
| JEFFCO FEED & FERTILIZER | | DESOTO, MO | | | |
| 4554 | 20.0-10.0-10.0 | 21.6 | 8.8* | 14.7 | 107.86 |
| #TOTALS - NO. SAMPLES | | 3 - SMPLS | MISBRANDED | 3 - | 104.83 |
| KELLY LIME & ROCK CO, INC | | KIRKSVILLE, MO | | | |
| 4311** | 0.0- 0.0- 0.0 | 0.0 | 0.0 | 0.0 | 100.00 |
| 4274** | 0.0- 0.0-22.0 | 0.0 | 0.0 | 21.6 | 98.18 |
| #TOTALS - NO. SAMPLES | | 4 - SMPLS | MISBRANDED | 0 - | 103.63 |
| LANGE-STEGMANN COMPANY | | ST LOUIS, MO | | | |
| 2205 | 6.0-24.0-24.0 | 6.8 | 22.5 | 24.4 | 98.81 |
| 2904 | 6.0-24.0-24.0 | 6.0 | 21.0* | 25.2 | 94.29* |
| 3759 | 6.0-24.0-24.0 | 7.6 | 26.2 | 22.2 | 106.90 |
| 3906 | 6.0-24.0-24.0 | 6.2 | 22.7 | 25.2 | 98.81 |
| 4244 | 6.0-24.0-24.0 | 6.6 | 22.8 | 25.6 | 100.48 |
| 4569 | 6.0-24.0-24.0 | 6.4 | 23.4 | 24.1 | 99.64 |
| 2899 | 12.0-12.0-12.0 | 12.0 | 11.1 | 12.2 | 97.33 |
| 4016 | 12.0-12.0-12.0 | 12.6 | 11.3 | 12.5 | 100.50 |
| 4238 | 12.0-12.0-12.0 | 10.3* | 11.7 | 14.0 | 96.67* |
| 2187 | 13.0-13.0-13.0 | 13.5 | 11.8 | 12.1 | 96.46* |
| 4234 | 13.0-13.0-13.0 | 13.5 | 11.8 | 13.5 | 98.62 |
| 4563 | 13.0-13.0-13.0 | 10.7* | 12.1 | 13.7 | 91.23* |
| 2179 | 20.0-10.0-10.0 | 22.4 | 10.4 | 9.8 | 107.71 |
| 2889 | 20.0-10.0-10.0 | 19.8 | 9.4 | 10.6 | 98.57 |
| 4555 | 20.0-10.0-10.0 | 19.6 | 9.5 | 10.6 | 98.29 |
| 4556 | 20.0-10.0-10.0 | 21.4 | 9.7 | 9.7 | 102.71 |
| 2873 | 46.0- 0.0- 0.0 | 46.1 | 0.0 | 0.0 | 100.22 |
| #TOTALS - NO. SAMPLES | | 22 - SMPLS | MISBRANDED | 6 - | 99.47 |
| LEBANON SEABORN CORPORATION | | LEBANON, PA | | | |
| 2427** | 5.0-10.0- 5.0 | 5.9 | 10.5 | 5.6 | 109.71 |
| 2746 | 11.0-23.0-10.0 | 12.8 | 24.2 | 11.1 | 109.10 |
| 2284** | 24.0- 2.0-12.0 | 21.8* | 3.9 | 14.8 | 103.44 |
| 2282 | 25.0- 3.0- 3.0 | 26.8 | 1.9* | 6.3 | 107.97 |
| 2730 | 30.0- 3.0- 4.0 | 28.9 | 3.3 | 5.1 | 99.29 |
| 2263 | 30.0- 3.0- 5.0 | 29.6 | 3.1 | 5.6 | 100.00 |
| 2254 | 30.0- 4.0- 4.0 | 30.0 | 5.1 | 5.1 | 104.58 |
| 2491 | 30.0- 4.0- 4.0 | 28.2 | 5.8 | 6.0 | 102.78 |
| #TOTALS - NO. SAMPLES | | 8 - SMPLS | MISBRANDED | 2 - | 104.26 |
| LESCO, INC | | STRONGVILLE, OH | | | |
| 2295* | 18.0- 2.0-18.0 | 16.8 | 3.4 | 20.4 | 104.83 |
| #TOTALS - NO. SAMPLES | | 2 - SMPLS | MISBRANDED | 0 - | 105.24 |
| LESCO, INC | | STRONGVILLE, OH | | | |
| 2420** | 12.0-12.0-12.0 | 10.4* | 10.6* | 14.2 | 93.67* |
| #TOTALS - NO. SAMPLES | | 1 - SMPLS | MISBRANDED | 1 - | 93.67 |
| MADISON COUNTY FARM SUPPLY INC | | FREDERICKTOWN, MO | | | |
| 4507 | 6.0-24.0-24.0 | 11.4 | 24.1 | 20.8* | 109.29 |
| 1798** | 12.0-12.0-12.0 | 9.7* | 10.0* | 14.6 | 90.00* |
| 4106** | 12.0-12.0-12.0 | 11.4 | 11.7 | 14.5 | 101.17 |
| 4176** | 12.0-12.0-12.0 | 14.0 | 13.2 | 14.4 | 114.67 |
| 4501** | 12.0-12.0-12.0 | 12.2 | 13.6 | 13.8 | 109.00 |
| 4567** | 12.0-12.0-12.0 | 11.1 | 11.4 | 13.9 | 98.17 |
| 1797 | 19.0-19.0-19.0 | 18.4 | 15.4* | 20.2 | 92.42* |
| 1796 | 20.0-10.0-10.0 | 17.4* | 9.8 | 10.7 | 93.00* |
| #TOTALS - NO. SAMPLES | | 12 - SMPLS | MISBRANDED | 5 - | 102.19 |
| MAGIC GREEN CORPORATION | | SILEX, MO | | | |
| 4584** | 0.0- 0.0-24.0 | 0.0 | 0.0 | 29.2 | 121.67 |
| #TOTALS - NO. SAMPLES | | 2 - SMPLS | MISBRANDED | 0 - | 122.91 |
| MEARS FERTILIZER, INC | | EL DORADO, KS | | | |
| 4430** | 13.0-13.0-13.0 | 11.9 | 11.7 | 12.1 | 91.23* |
| #TOTALS - NO. SAMPLES | | 1 - SMPLS | MISBRANDED | 1 - | 91.23 |
| MFA AGRI SERVICES | | ELSBERRY, MO | | | |
| 3298 | 6.0-24.0-24.0 | 5.4 | 23.3 | 25.1 | 98.21 |
| #TOTALS - NO. SAMPLES | | 1 - SMPLS | MISBRANDED | 0 - | 98.21 |
| MFA AGRI SERVICES | | SEDALIA, MO | | | |
| 2294** | 18.0- 2.0- 9.0 | 18.6 | 3.8 | 11.6 | 115.10 |

| MANUFACTURER | | % FOUND | | | % Relative Value |
|--------------------------------|----------------|----------------|-------------------------------|--------|------------------|
| No. | Grade | Nitrogen | P ₂ O ₅ | Potash | |
| MFA AGRI SERVICES | | SEDALIA, MO | | | |
| 2503** | 24.0- 5.0-11.0 | 24.4 | 7.4 | 14.7 | 113.48 |
| #TOTALS - NO. SAMPLES | | 2 - SMPLS | MISBRANDED | 0 - | 114.15 |
| MFA PLANT FOODS | | COLUMBIA, MO | | | |
| 3070 | 6.0-24.0-24.0 | 5.6 | 23.4 | 25.2 | 99.05 |
| 4017** | 6.0-24.0-24.0 | 6.1 | 24.4 | 23.1 | 100.12 |
| 4109 | 6.0-24.0-24.0 | 5.8 | 23.4 | 24.6 | 98.81 |
| 4242 | 6.0-24.0-24.0 | 5.6 | 24.4 | 23.1 | 98.93 |
| 4506 | 6.0-24.0-24.0 | 5.5 | 21.5* | 23.8 | 92.62* |
| 4570 | 6.0-24.0-24.0 | 5.7 | 23.3 | 25.0 | 98.81 |
| 4571** | 6.0-24.0-24.0 | 6.2 | 23.9 | 24.1 | 100.36 |
| 3063** | 13.0-13.0-13.0 | 11.1* | 12.0 | 16.4 | 96.31* |
| 3905 | 13.0-13.0-13.0 | 12.7 | 12.6 | 12.2 | 96.62* |
| 4011** | 13.0-13.0-13.0 | 13.1 | 13.5 | 13.1 | 102.00 |
| 4012 | 13.0-13.0-13.0 | 10.4* | 11.4* | 14.0 | 88.62* |
| 4104 | 13.0-13.0-13.0 | 11.3* | 11.4* | 13.7 | 90.92* |
| 4174 | 13.0-13.0-13.0 | 12.9 | 13.2 | 13.2 | 100.62 |
| 4235 | 13.0-13.0-13.0 | 12.7 | 13.2 | 13.3 | 100.15 |
| 4494** | 13.0-13.0-13.0 | 13.0 | 13.2 | 13.0 | 100.62 |
| 4495 | 13.0-13.0-13.0 | 13.5 | 13.2 | 12.3 | 101.08 |
| 4560 | 13.0-13.0-13.0 | 13.0 | 13.4 | 11.8 | 99.38 |
| 4564** | 13.0-13.0-13.0 | 12.6 | 12.8 | 14.2 | 100.00 |
| 4565 | 13.0-13.0-13.0 | 12.7 | 12.7 | 13.1 | 98.31 |
| 4558** | 18.0-18.0-18.0 | 17.8 | 18.7 | 16.7 | 99.67 |
| 3061** | 20.0-10.0-10.0 | 17.2* | 10.6 | 12.4 | 97.14 |
| 4233 | 20.0-10.0-10.0 | 20.3 | 10.7 | 9.4 | 102.00 |
| 4492 | 20.0-10.0-10.0 | 19.6 | 9.9 | 10.5 | 99.29 |
| 4552 | 20.0-10.0-10.0 | 20.1 | 10.6 | 9.8 | 101.71 |
| 4593 | 34.0- 0.0- 0.0 | 34.0 | 0.0 | 0.0 | 100.00 |
| 4229 | 46.0- 0.0- 0.0 | 45.8 | 0.0 | 0.0 | 99.57 |
| #TOTALS - NO. SAMPLES | | 28 - SMPLS | MISBRANDED | 6 - | 98.88 |
| MICHEL FERTILIZER | | MT VERNON, IL | | | |
| 4508 | 6.0-24.0-24.0 | 5.9 | 23.0 | 21.3* | 94.17* |
| 4503** | 12.0-12.0-12.0 | 8.8* | 18.1 | 8.1* | 103.17 |
| #TOTALS - NO. SAMPLES | | 2 - SMPLS | MISBRANDED | 2 - | 97.91 |
| MILORGANITE DIVISION - MMSD | | MILWAUKEE, WI | | | |
| 2513** | 6.0- 2.0- 0.0 | 6.1 | 4.3 | 0.0 | 130.00 |
| 2514** | 6.0- 2.0- 0.0 | 6.2 | 4.5 | 0.0 | 133.75 |
| 2515** | 6.0- 2.0- 0.0 | 6.4 | 3.7 | 0.0 | 126.25 |
| 3139 | 6.0- 2.0- 0.0 | 6.3 | 3.8 | 0.0 | 126.25 |
| 3602** | 6.0- 2.0- 0.0 | 6.2 | 4.6 | 0.0 | 135.00 |
| 4195** | 6.0- 2.0- 0.0 | 6.0 | 3.7 | 0.0 | 121.25 |
| 4196** | 6.0- 2.0- 0.0 | 6.2 | 3.6 | 0.0 | 122.50 |
| 4531** | 6.0- 2.0- 0.0 | 6.6 | 4.2 | 0.0 | 135.00 |
| 4532 | 6.0- 2.0- 0.0 | 6.3 | 4.0 | 0.0 | 128.75 |
| #TOTALS - NO. SAMPLES | | 9 - SMPLS | MISBRANDED | 0 - | 128.75 |
| MIRACLE-GRO LAWN PRODUCTS, INC | | MARYSVILLE, OH | | | |
| 4197 | 0.1- 0.0- 0.1 | 0.4 | 0.2 | 0.2 | 466.67 |
| 2926** | 31.0- 3.0- 9.0 | 31.8 | 3.4 | 9.5 | 103.77 |
| #TOTALS - NO. SAMPLES | | 4 - SMPLS | MISBRANDED | 0 - | 104.59 |
| MK MINERALS INC | | MANHATTAN, KS | | | |
| 4170** | 0.0- 0.0- 0.0 | 0.0 | 0.0 | 0.0 | 100.00 |
| 4505** | 0.0- 0.0- 0.0 | 0.0 | 0.0 | 0.0 | 100.00 |
| 4544** | 0.0- 0.0- 0.0 | 0.0 | 0.0 | 0.0 | 100.00 |
| #TOTALS - NO. SAMPLES | | 3 - SMPLS | MISBRANDED | 0 - | 100.00 |
| BRUCE OAKLEY INC | | BEEBE, AR | | | |
| 2903 | 8.0-24.0-24.0 | 8.0 | 21.9* | 25.1 | 96.48* |
| 4568 | 8.0-24.0-24.0 | 8.0 | 22.1 | 23.7 | 95.34* |
| 2897 | 13.0-13.0-13.0 | 12.2 | 11.1* | 12.2 | 90.46* |
| 4013 | 13.0-13.0-13.0 | 12.1 | 11.0* | 12.6 | 90.46* |
| 4102 | 13.0-13.0-13.0 | 11.4* | 12.2 | 13.2 | 92.92* |
| 4237 | 13.0-13.0-13.0 | 11.7 | 11.6* | 14.1 | 93.38* |
| 4561 | 13.0-13.0-13.0 | 12.4 | 11.6* | 13.4 | 94.46* |
| 2892 | 17.0-17.0-17.0 | 16.7 | 17.0 | 18.6 | 101.18 |
| 3004 | 34.0- 0.0- 0.0 | 34.4 | 0.0 | 0.0 | 101.18 |
| #TOTALS - NO. SAMPLES | | 10 - SMPLS | MISBRANDED | 7 - | 95.75 |

BAGGED FERTILIZER

| MANUFACTURER | | % FOUND | | | % Relative Value |
|-------------------------|----------------|------------------|-------------------------------|--------|------------------|
| No. | Grade | Nitrogen | P ₂ O ₅ | Potash | |
| PBI/GORDON CORPORATION | | KANSAS CITY, MO | | | |
| 2014** | 3.0-10.0- 3.0 | 3.0 | 10.3 | 3.1 | 102.41 |
| 2139** | 3.0-10.0- 3.0 | 3.0 | 9.9 | 3.3 | 100.34 |
| #TOTALS - NO. SAMPLES | | 2 - SMPLS | MISBRANDED | 0 - | 101.37 |
| PCS SALES (USA) INC. | | NORTHBROOK, IL | | | |
| 4098 | 46.0- 0.0- 0.0 | 46.5 | 0.0 | 0.0 | 101.09 |
| 4172 | 46.0- 0.0- 0.0 | 46.0 | 0.0 | 0.0 | 100.00 |
| #TOTALS - NO. SAMPLES | | 2 - SMPLS | MISBRANDED | 0 - | 100.54 |
| PELLETIZING COMPANY INC | | GORDONSVILLE, TN | | | |
| 4168** | 0.0- 0.0- 0.0 | 0.0 | 0.0 | 0.0 | 100.00 |
| #TOTALS - NO. SAMPLES | | 1 - SMPLS | MISBRANDED | 0 - | 100.00 |
| PURSELL INDUSTRIES, INC | | ST LOUIS, MO | | | |
| 2198 | 10.0-10.0-10.0 | 12.4 | 10.8 | 12.2 | 117.20 |
| 2199 | 10.0-10.0-10.0 | 11.5 | 12.4 | 11.8 | 119.20 |
| 2200 | 10.0-10.0-10.0 | 11.6 | 13.6 | 10.2 | 121.20 |
| 2201 | 10.0-10.0-10.0 | 14.2 | 11.4 | 12.4 | 127.20 |
| 3069 | 10.0-10.0-10.0 | 8.1* | 10.6 | 5.2* | 85.20* |
| 4240 | 10.0-10.0-10.0 | 9.4 | 8.6* | 10.6 | 93.20* |
| 2508** | 12.0-10.0- 5.0 | 12.5 | 9.7 | 5.7 | 102.24 |
| 2898** | 12.0-12.0-12.0 | 12.2 | 12.1 | 11.9 | 100.83 |
| 3065 | 12.0-12.0-12.0 | 18.8 | 13.2 | 19.2 | 138.67 |
| 3066** | 12.0-12.0-12.0 | 10.8 | 10.7* | 10.8 | 89.67* |
| 4015 | 12.0-12.0-12.0 | 13.3 | 12.0 | 12.0 | 104.33 |
| 2188 | 13.0-13.0-13.0 | 15.7 | 18.3 | 16.2 | 129.54 |
| 4267 | 14.0- 7.0- 7.0 | 13.8 | 7.2 | 7.4 | 100.82 |
| 2069 | 17.0- 5.0-11.0 | 16.2 | 5.6 | 8.2* | 94.18* |
| 2937** | 18.0-24.0-10.0 | 18.6 | 24.6 | 10.7 | 103.30 |
| 3138** | 18.0-24.0-10.0 | 19.5 | 24.0 | 11.8 | 105.11 |
| 4265 | 18.0-24.0-10.0 | 17.9 | 24.3 | 11.4 | 101.91 |
| 2292 | 18.0-29.0- 6.0 | 18.4 | 29.4 | 6.4 | 102.00 |
| 2745 | 18.0-29.0- 6.0 | 17.8 | 30.6 | 6.0 | 102.80 |
| 2485** | 20.0-27.0- 5.0 | 23.4 | 27.9 | 2.9* | 106.57 |
| 3352** | 20.0-27.0- 5.0 | 12.8* | 19.9* | 11.1 | 77.27* |
| 2484** | 24.0- 3.0-12.0 | 24.6 | 2.9 | 12.2 | 101.82 |
| 2502 | 24.0- 3.0-12.0 | 28.2 | 4.8 | 10.2* | 115.45 |
| 3596** | 24.0- 3.0-12.0 | 20.0* | 2.6* | 9.5* | 82.88* |
| 2281 | 25.0- 3.0- 3.0 | 25.5 | 3.5 | 5.3 | 107.29 |
| 2275 | 28.0- 3.0- 3.0 | 28.0 | 3.9 | 3.1 | 102.92 |
| 2276 | 28.0- 3.0- 3.0 | 30.3 | 2.7 | 2.8 | 105.85 |
| 2277 | 28.0- 3.0- 3.0 | 28.1 | 2.5* | 3.2 | 99.08 |
| 2278 | 28.0- 3.0- 3.0 | 29.4 | 2.6* | 5.4 | 106.77 |
| 2496 | 28.0- 3.0- 3.0 | 29.2 | 3.2 | 3.4 | 104.92 |
| 2930 | 28.0- 3.0- 3.0 | 29.2 | 4.3 | 5.1 | 110.92 |
| 3134 | 28.0- 3.0- 3.0 | 27.6 | 2.7 | 3.0 | 97.85 |
| 3593 | 28.0- 3.0- 3.0 | 28.6 | 4.2 | 2.6* | 104.92 |
| 3933 | 28.0- 3.0- 3.0 | 29.9 | 3.6 | 3.6 | 108.62 |
| 4517 | 28.0- 3.0- 3.0 | 28.7 | 4.1 | 3.3 | 106.00 |
| 2271 | 28.0- 3.0- 4.0 | 29.7 | 2.7 | 3.9 | 104.09 |
| 2273 | 28.0- 3.0- 4.0 | 25.7* | 3.0 | 4.6 | 93.94* |
| 2274 | 28.0- 3.0- 4.0 | 27.6 | 3.2 | 4.4 | 100.00 |
| 3135 | 28.0- 3.0- 4.0 | 29.4 | 3.5 | 4.5 | 106.52 |
| 2928** | 29.0- 2.0- 5.0 | 29.7 | 3.2 | 8.4 | 110.75 |
| 3125** | 29.0- 2.0- 5.0 | 21.4* | 12.5 | 5.9 | 110.00 |
| 2268 | 29.0- 3.0- 3.0 | 30.6 | 2.7 | 3.3 | 104.33 |
| 2269 | 29.0- 3.0- 3.0 | 31.3 | 3.3 | 1.2* | 105.07 |
| 2492 | 29.0- 3.0- 3.0 | 31.4 | 3.8 | 1.9* | 107.91 |
| 2732 | 29.0- 3.0- 3.0 | 28.9 | 2.3* | 2.7 | 97.16 |
| 4515 | 29.0- 3.0- 3.0 | 28.7 | 3.6 | 3.4 | 101.49 |
| 2264 | 29.0- 3.0- 4.0 | 37.6 | 3.1 | 2.8* | 123.82 |
| 2265** | 29.0- 3.0- 4.0 | 29.0 | 3.1 | 4.7 | 101.32 |
| 3128 | 29.0- 3.0- 4.0 | 25.7* | 2.7 | 3.9 | 89.26* |
| 3131 | 29.0- 3.0- 4.0 | 36.2 | 2.6* | 3.3* | 118.97 |
| 3590 | 29.0- 3.0- 4.0 | 23.4* | 2.8 | 4.7 | 83.97* |
| 3932 | 29.0- 3.0- 4.0 | 21.9* | 4.0 | 5.8 | 84.71* |
| 2259** | 30.0- 3.0- 3.0 | 33.2 | 2.5* | 5.6 | 111.59 |
| 2488** | 30.0- 3.0- 3.0 | 36.8 | 7.3 | 3.0 | 132.17 |
| 2728** | 30.0- 3.0- 3.0 | 27.7* | 2.8 | 3.1 | 92.90* |
| 2729** | 30.0- 3.0- 3.0 | 26.3* | 3.4 | 3.7 | 91.45* |
| 3122** | 30.0- 3.0- 3.0 | 30.4 | 8.0 | 4.3 | 117.54 |
| 3587** | 30.0- 3.0- 3.0 | 23.8* | 3.4 | 4.2 | 84.93* |

| MANUFACTURER | | % FOUND | | | % Relative Value |
|-------------------------------------|----------------|----------------|-------------------------------|--------|------------------|
| No. | Grade | Nitrogen | P ₂ O ₅ | Potash | |
| PURSELL INDUSTRIES, INC | | ST LOUIS, MO | | | |
| 4514 | 30.0- 3.0- 3.0 | 30.0 | 3.0 | 3.2 | 100.29 |
| 2260 | 30.0- 3.0- 4.0 | 31.5 | 2.0* | 4.1 | 101.57 |
| 2252 | 35.0- 2.0- 4.0 | 33.7 | 3.4 | 6.2 | 103.08 |
| 2250** | 36.0- 3.0- 4.0 | 35.9 | 3.5 | 3.2* | 100.00 |
| #TOTALS - NO. SAMPLES | | 68 - SMPLS | MISBRANDED | 30 - | 102.98 |
| RIVER CITY LANDSCAPE SUPPLY INC | | SAUGET, IL | | | |
| 4376 | 0.0- 0.0- 0.0 | 0.3 | 1.0 | 0.2 | 100.00 |
| #TOTALS - NO. SAMPLES | | 1 - SMPLS | MISBRANDED | 0 - | 100.00 |
| SCHULTZ COMPANY | | BRIDGETON, MO | | | |
| 4198 | 0.0- 0.1- 0.0 | 0.5 | 0.5 | 1.2 | ***.00 |
| 3009** | 5.0-30.0- 5.0 | 5.0 | 28.6 | 6.8 | 98.67 |
| 2863** | 8.0-14.0- 9.0 | 7.8 | 14.1 | 9.2 | 100.00 |
| 2142** | 9.0-10.0-15.0 | 9.8 | 5.6* | 10.4* | 77.74* |
| 3010** | 10.0-12.0-12.0 | 10.3 | 12.0 | 12.3 | 101.61 |
| 4546** | 10.0-15.0-10.0 | 10.4 | 17.4 | 10.4 | 110.00 |
| 4582 | 18.0- 6.0-12.0 | 18.8 | 7.6 | 11.6 | 107.33 |
| 2927** | 30.0- 3.0- 4.0 | 29.8 | 3.2 | 4.2 | 100.29 |
| #TOTALS - NO. SAMPLES | | 9 - SMPLS | MISBRANDED | 1 - | 100.60 |
| SCOTTS MIRACLE-GRO PRODUCTS, INC | | MARYSVILLE, OH | | | |
| 2379** | 8.0- 7.0- 6.0 | 8.3 | 7.4 | 6.1 | 104.17 |
| 4241 | 10.0-52.0-10.0 | 10.5 | 53.9 | 10.2 | 103.73 |
| 2178** | 15.0-30.0-15.0 | 15.1 | 31.2 | 15.7 | 103.14 |
| 3899** | 15.0-30.0-15.0 | 15.0 | 30.7 | 15.2 | 101.52 |
| 4232 | 15.0-30.0-15.0 | 15.3 | 30.8 | 15.4 | 102.48 |
| 4490 | 15.0-30.0-15.0 | 15.3 | 30.6 | 15.4 | 102.10 |
| 4550** | 15.0-30.0-15.0 | 16.4 | 30.8 | 14.6 | 103.81 |
| 3137** | 18.0-22.0- 8.0 | 20.3 | 22.8 | 9.2 | 108.41 |
| #TOTALS - NO. SAMPLES | | 8 - SMPLS | MISBRANDED | 0 - | 103.52 |
| SCOTTS-SIERRA HORTICULTURAL PROD CO | | MARYSVILLE, OH | | | |
| 2202** | 9.0-45.0-15.0 | 9.2 | 44.1 | 15.6 | 99.35 |
| 2184 | 14.0-14.0-14.0 | 14.4 | 14.5 | 13.7 | 102.14 |
| 4527** | 15.0- 9.0-12.0 | 16.2 | 9.5 | 12.5 | 106.50 |
| 4488 | 20.0-20.0-20.0 | 19.9 | 19.5 | 20.0 | 98.80 |
| 2288** | 21.0- 5.0-20.0 | 22.2 | 5.5 | 20.4 | 105.28 |
| 4513** | 35.0- 0.0- 0.0 | 35.4 | 0.0 | 0.0 | 101.14 |
| #TOTALS - NO. SAMPLES | | 6 - SMPLS | MISBRANDED | 0 - | 101.61 |
| J.R. SIMPLOT CO. | | BOISE, ID | | | |
| 2935** | 20.0- 3.0-20.0 | 19.8 | 3.3 | 20.9 | 101.67 |
| 2925** | 22.0- 3.0-11.0 | 20.7 | 3.0 | 10.5 | 94.92* |
| 2924** | 24.0- 3.0-10.0 | 24.6 | 4.2 | 12.2 | 109.06 |
| 2933** | 25.0- 5.0-15.0 | 26.1 | 5.6 | 14.0 | 103.20 |
| #TOTALS - NO. SAMPLES | | 7 - SMPLS | MISBRANDED | 1 - | 101.82 |
| SPECTRUM GROUP, DIV OF UNITED IND. | | ST LOUIS, MO | | | |
| 4264 | 20.0-20.0-20.0 | 19.8 | 21.4 | 20.6 | 103.00 |
| #TOTALS - NO. SAMPLES | | 1 - SMPLS | MISBRANDED | 0 - | 103.00 |
| SWISS FARMS PRODUCTS, INC | | LAS VEGAS, NV | | | |
| 4375 | 0.1- 0.1- 0.1 | 0.5 | 0.2 | 0.1 | 300.00 |
| 4534 | 0.1- 0.1- 0.1 | 0.3 | 0.3 | 0.2 | 280.00 |
| 3898** | 15.0-30.0-15.0 | 15.3 | 30.4 | 15.1 | 101.43 |
| #TOTALS - NO. SAMPLES | | 3 - SMPLS | MISBRANDED | 0 - | 103.20 |
| T AND N INC | | FORISTELL, MO | | | |
| 4243 | 6.0-24.0-24.0 | 6.3 | 23.4 | 24.7 | 100.12 |
| 2196 | 10.0-20.0-10.0 | 10.9 | 20.0 | 10.0 | 102.57 |
| 2192 | 12.0-12.0-12.0 | 12.2 | 11.8 | 12.2 | 100.33 |
| 4239 | 12.0-12.0-12.0 | 12.9 | 12.3 | 13.5 | 106.50 |
| 2189 | 13.0-13.0-13.0 | 13.3 | 13.5 | 13.6 | 103.38 |
| 4014 | 13.0-13.0-13.0 | 13.8 | 14.6 | 13.8 | 108.62 |
| 4101 | 13.0-13.0-13.0 | 13.6 | 15.2 | 13.0 | 108.62 |
| 4175 | 13.0-13.0-13.0 | 12.8 | 13.2 | 11.7 | 98.00 |
| 4351 | 13.0-13.0-13.0 | 13.4 | 12.5 | 12.2 | 98.46 |
| 4493 | 13.0-13.0-13.0 | 11.0* | 12.2 | 9.5* | 86.00* |
| 4496 | 13.0-13.0-13.0 | 12.4 | 12.5 | 11.4* | 94.15* |
| 4497 | 13.0-13.0-13.0 | 13.2 | 14.0 | 11.2* | 100.92 |
| 4562 | 13.0-13.0-13.0 | 13.0 | 13.3 | 13.7 | 102.00 |

BAGGED FERTILIZER

| MANUFACTURER | | % FOUND | | | % Relative Value |
|-----------------------------------|----------------|-------------------|-------------------------------|--------|------------------|
| No. | Grade | Nitrogen | P ₂ O ₅ | Potash | |
| T AND N INC | | FORISTELL, MO | | | |
| 4557 | 18.0-18.0-18.0 | 17.5 | 17.8 | 18.5 | 99.00 |
| 2180 | 18.0-24.0-12.0 | 16.7 | 22.4 | 13.1 | 95.10* |
| 3755 | 20.0-10.0-10.0 | 20.0 | 9.5 | 8.8* | 96.86* |
| 4491 | 20.0-10.0-10.0 | 20.2 | 11.2 | 10.5 | 104.71 |
| 4553 | 20.0-10.0-10.0 | 18.4 | 8.6* | 7.7* | 88.14* |
| 4581 | 24.0- 4.0- 6.0 | 23.1 | 4.6 | 6.5 | 99.84 |
| #TOTALS - NO. SAMPLES | | 21 | - SMPLS MISBRANDED | 7 | - 99.55 |
| TETRA MICRONUTRIENTS | | THE WOODLANDS, TX | | | |
| #TOTALS - NO. SAMPLES | | 1 | - SMPLS MISBRANDED | 0 | - 100.00 |
| THE ANDERSONS LAWN FERTILIZER DIV | | MAUMEE, OH | | | |
| 4529** | 14.0- 0.0-14.0 | 14.1 | 0.0 | 14.3 | 101.19 |
| 2291** | 19.0- 3.0- 6.0 | 18.2 | 2.9 | 6.2 | 96.80* |
| 2741** | 22.0- 0.0- 6.0 | 22.2 | 0.0 | 6.0 | 100.80 |
| #TOTALS - NO. SAMPLES | | 3 | - SMPLS MISBRANDED | 1 | - 99.50 |
| THE SCOTTS COMPANY | | MARYSVILLE, OH | | | |
| 2185 | 14.0-14.0-14.0 | 14.3 | 14.5 | 13.9 | 102.14 |
| 2506** | 17.0- 2.0- 3.0 | 17.9 | 2.6 | 2.4* | 105.85 |
| 4525** | 18.0- 9.0-18.0 | 17.9 | 9.7 | 21.7 | 106.81 |
| 2181** | 18.0-22.0- 8.0 | 17.9 | 23.1 | 9.1 | 103.52 |
| 2744** | 18.0-22.0- 8.0 | 20.1 | 23.4 | 9.1 | 109.20 |
| 2505 | 18.0-24.0- 4.0 | 19.4 | 24.0 | 5.0 | 104.32 |
| 2068 | 20.0-27.0- 5.0 | 22.9 | 27.2 | 4.4* | 105.66 |
| 2289 | 20.0-27.0- 5.0 | 21.6 | 27.0 | 5.0 | 103.23 |
| 2486 | 20.0-27.0- 5.0 | 20.9 | 28.2 | 5.6 | 104.85 |
| 2742 | 20.0-27.0- 5.0 | 20.4 | 28.4 | 5.7 | 104.34 |
| 2743 | 20.0-27.0- 5.0 | 21.2 | 28.1 | 5.4 | 105.05 |
| 2936 | 20.0-27.0- 5.0 | 21.2 | 27.6 | 5.2 | 103.84 |
| 3136 | 20.0-27.0- 5.0 | 20.6 | 28.0 | 5.5 | 103.74 |
| 4523 | 20.0-27.0- 5.0 | 20.6 | 28.0 | 5.6 | 103.84 |
| 4133** | 22.0- 3.0-14.0 | 21.4 | 3.2 | 16.1 | 102.03 |
| 3350** | 27.0- 3.0- 4.0 | 27.6 | 3.2 | 3.9 | 102.34 |
| 2738 | 28.0- 3.0- 3.0 | 27.5 | 3.6 | 3.1 | 100.46 |
| 2929** | 28.0- 3.0- 3.0 | 27.0 | 3.3 | 3.6 | 98.77 |
| 3349** | 28.0- 3.0- 3.0 | 28.0 | 3.2 | 3.4 | 101.23 |
| 3592** | 28.0- 3.0- 3.0 | 27.3 | 3.3 | 2.9 | 98.62 |
| 3934** | 28.0- 3.0- 3.0 | 27.6 | 3.2 | 3.1 | 99.54 |
| 4037** | 28.0- 3.0- 3.0 | 28.2 | 3.2 | 3.3 | 101.69 |
| 4127** | 28.0- 3.0- 3.0 | 28.0 | 3.2 | 3.1 | 100.77 |
| 4261 | 28.0- 3.0- 3.0 | 27.4 | 3.1 | 3.2 | 98.77 |
| 4518 | 28.0- 3.0- 3.0 | 27.8 | 2.8 | 2.8 | 98.46 |
| 2482** | 28.0- 3.0- 8.0 | 27.9 | 3.2 | 8.1 | 100.43 |
| 3348** | 28.0- 3.0- 8.0 | 28.5 | 3.2 | 8.0 | 102.00 |
| 3594** | 28.0- 3.0- 8.0 | 29.2 | 3.0 | 7.2 | 102.29 |
| 3936** | 28.0- 3.0- 8.0 | 29.3 | 2.8 | 8.2 | 103.43 |
| 3937** | 28.0- 3.0- 8.0 | 28.8 | 3.2 | 7.9 | 102.71 |
| 4129** | 28.0- 3.0- 8.0 | 27.8 | 3.2 | 8.0 | 100.00 |
| 4519** | 28.0- 3.0- 8.0 | 27.8 | 3.1 | 8.2 | 100.00 |
| 2500** | 28.0- 4.0- 6.0 | 26.5 | 4.4 | 7.3 | 98.71 |
| 2733 | 29.0- 3.0- 3.0 | 28.6 | 3.4 | 3.4 | 100.60 |
| 2734** | 29.0- 3.0- 3.0 | 28.9 | 3.6 | 3.6 | 102.39 |
| 1852** | 29.0- 3.0- 4.0 | 29.0 | 3.3 | 4.9 | 102.21 |
| 2266** | 29.0- 3.0- 4.0 | 29.3 | 3.3 | 4.5 | 102.50 |
| 2267** | 29.0- 3.0- 4.0 | 29.7 | 3.4 | 4.9 | 104.56 |
| 2494** | 29.0- 3.0- 4.0 | 29.2 | 3.6 | 3.8 | 102.06 |
| 3127** | 29.0- 3.0- 4.0 | 28.7 | 3.7 | 4.7 | 102.21 |
| 3130** | 29.0- 3.0- 4.0 | 29.4 | 3.3 | 4.8 | 103.24 |
| 3346** | 29.0- 3.0- 4.0 | 29.1 | 3.8 | 4.8 | 103.82 |
| 3589** | 29.0- 3.0- 4.0 | 27.0 | 3.7 | 5.0 | 97.65 |
| 3930** | 29.0- 3.0- 4.0 | 29.4 | 3.5 | 4.9 | 103.97 |
| 3931** | 29.0- 3.0- 4.0 | 29.5 | 3.5 | 4.7 | 103.97 |
| 4124** | 29.0- 3.0- 4.0 | 29.1 | 3.4 | 4.5 | 102.21 |
| 4260** | 29.0- 3.0- 4.0 | 29.2 | 3.4 | 5.0 | 103.24 |
| 2257** | 30.0- 3.0- 3.0 | 30.3 | 3.6 | 3.6 | 103.48 |
| 2258** | 30.0- 3.0- 3.0 | 30.1 | 3.4 | 3.4 | 102.03 |
| 2487** | 30.0- 3.0- 3.0 | 30.3 | 3.7 | 3.4 | 103.48 |
| 2727** | 30.0- 3.0- 3.0 | 29.9 | 3.5 | 3.4 | 101.74 |
| 3586** | 30.0- 3.0- 3.0 | 29.8 | 3.3 | 3.6 | 101.16 |
| 2255 | 30.0- 3.0- 4.0 | 30.3 | 3.1 | 4.0 | 101.14 |
| 2256** | 30.0- 3.0- 4.0 | 30.4 | 3.3 | 4.6 | 102.86 |

| MANUFACTURER | | % FOUND | | | % Relative Value |
|-----------------------------------|----------------|-----------------|-------------------------------|--------|------------------|
| No. | Grade | Nitrogen | P ₂ O ₅ | Potash | |
| THE SCOTTS COMPANY | | MARYSVILLE, OH | | | |
| 2261** | 30.0- 3.0- 4.0 | 30.4 | 3.0 | 4.4 | 101.71 |
| 2489** | 30.0- 3.0- 4.0 | 30.5 | 3.2 | 4.6 | 102.86 |
| 2490** | 30.0- 3.0- 4.0 | 29.8 | 3.2 | 4.7 | 101.00 |
| 3123** | 30.0- 3.0- 4.0 | 30.2 | 3.2 | 4.5 | 101.86 |
| 3124** | 30.0- 3.0- 4.0 | 30.2 | 3.1 | 4.4 | 101.43 |
| 2251 | 36.0- 3.0- 4.0 | 36.5 | 3.8 | 4.8 | 104.15 |
| #TOTALS - NO. SAMPLES | | 65 | - SMPLS MISBRANDED | 2 | - 102.62 |
| THE SOLARIS GROUP | | MARYVILLE, OH | | | |
| 2015** | 27.0- 0.0- 1.0 | 26.9 | 0.0 | 1.0 | 99.64 |
| #TOTALS - NO. SAMPLES | | 1 | - SMPLS MISBRANDED | 0 | - 99.64 |
| TRUSERV CORPORATION | | MAUMEE, OH | | | |
| 4126** | 28.0- 3.0- 3.0 | 28.7 | 3.4 | 3.4 | 104.00 |
| #TOTALS - NO. SAMPLES | | 1 | - SMPLS MISBRANDED | 0 | - 104.00 |
| UNITED HORTICULTURAL SUPPLY (UHS) | | LEAVENWORTH, KS | | | |
| 3351 | 25.0- 3.0- 5.0 | 25.3 | 2.9 | 6.4 | 102.95 |
| 4038 | 25.0- 3.0- 5.0 | 26.0 | 3.2 | 6.2 | 105.90 |
| #TOTALS - NO. SAMPLES | | 2 | - SMPLS MISBRANDED | 0 | - 104.42 |
| VOLUNTARY PURCHASING GROUPS | | BONHAM, TX | | | |
| 2204 | 8.0-10.0- 8.0 | 8.5 | 12.4 | 9.6 | 116.82 |
| 2299** | 9.0-13.0- 7.0 | 10.0 | 14.2 | 7.8 | 110.20 |
| 2510** | 9.0-13.0- 7.0 | 10.0 | 13.7 | 7.6 | 107.84 |
| 4108** | 9.0-13.0- 7.0 | 12.7 | 11.2* | 5.0* | 103.53 |
| 4266** | 16.0- 4.0- 8.0 | 16.5 | 5.1 | 7.8 | 106.25 |
| 2290** | 20.0- 3.0- 3.0 | 20.8 | 4.8 | 3.2 | 111.02 |
| 4451** | 25.0- 3.0- 6.0 | 24.4 | 3.6 | 5.2* | 98.71 |
| 2280** | 25.0- 4.0- 4.0 | 25.2 | 5.9 | 4.7 | 107.90 |
| 4131** | 25.0- 4.0- 4.0 | 26.3 | 3.9 | 5.9 | 106.94 |
| 4194** | 25.0- 4.0- 4.0 | 25.7 | 5.4 | 4.1 | 106.94 |
| 2270** | 28.0- 4.0- 4.0 | 30.2 | 4.0 | 4.7 | 107.50 |
| 4193** | 28.0- 4.0- 4.0 | 28.2 | 5.2 | 5.0 | 105.59 |
| 4262** | 28.0- 4.0- 4.0 | 25.8* | 7.4 | 5.8 | 106.18 |
| 4263** | 28.0- 4.0- 4.0 | 29.5 | 4.4 | 4.6 | 106.47 |
| #TOTALS - NO. SAMPLES | | 14 | - SMPLS MISBRANDED | 3 | - 107.00 |
| WOODSTREAM | | LITITZ, PA | | | |
| 2298 | 10.0- 2.0- 6.0 | 10.0 | 1.2* | 6.5 | 96.33* |
| 2509 | 10.0- 2.0- 6.0 | 10.6 | 1.9 | 6.9 | 106.33 |
| #TOTALS - NO. SAMPLES | | 2 | - SMPLS MISBRANDED | 1 | - 101.33 |

* Subject to penalty (either 10% or two units deficient from guarantee in nutrient indicated, or 3% deficient in total value).

** Sample analyzed for guaranteed secondary or micronutrients, the results are tabulated beginning page 36.

Totals from July 1, 2001.

BULK DRY FERTILIZER

| MANUFACTURER | | % FOUND | | | % Relative Value |
|--------------|-------|----------|-------------------------------|--------|------------------|
| No. | Grade | Nitrogen | P ₂ O ₅ | Potash | |

| AG DISTRIBUTORS INC | | NASHVILLE, TN | | | |
|-----------------------|----------------|---------------|--------------------|------|----------|
| 2096 | 0.0- 0.0-62.0 | 0.0 | 0.0 | 62.9 | 101.45 |
| 2046 | 11.0-52.0- 0.0 | 11.2 | 52.1 | 0.0 | 100.48 |
| 2018 | 46.0- 0.0- 0.0 | 46.4 | 0.0 | 0.0 | 100.87 |
| #TOTALS - NO. SAMPLES | | 5 | - SMPLS MISBRANDED | 0 | - 100.42 |

| AGRILIANCE LLC | | KANSAS CITY, MO | | | |
|-----------------------|----------------|-----------------|--------------------|-------|----------|
| 1716 | 0.0- 0.0-60.0 | 0.0 | 0.0 | 60.2 | 100.33 |
| 2327 | 0.0- 0.0-60.0 | 0.0 | 0.0 | 61.0 | 101.67 |
| 2770 | 0.0- 0.0-60.0 | 0.0 | 0.0 | 60.2 | 100.33 |
| 4137 | 0.0- 0.0-60.0 | 0.0 | 0.0 | 61.8 | 103.00 |
| 2555 | 0.0- 0.0-62.0 | 0.0 | 0.0 | 62.1 | 100.16 |
| 2559 | 0.0- 0.0-62.4 | 0.0 | 0.0 | 62.4 | 100.00 |
| 1703 | 0.0-46.0- 0.0 | 0.0 | 46.4 | 0.0 | 100.87 |
| 1662 | 6.0-24.0-24.0 | 7.2 | 26.0 | 19.6* | 102.38 |
| 4110 | 11.0-52.0- 0.0 | 11.4 | 51.9 | 0.0 | 100.48 |
| 1685 | 18.0-46.0- 0.0 | 17.9 | 46.5 | 0.0 | 100.63 |
| 1828 | 18.0-46.0- 0.0 | 17.9 | 45.6 | 0.0 | 99.22 |
| 1844 | 18.0-46.0- 0.0 | 18.0 | 46.1 | 0.0 | 100.16 |
| 2243 | 18.0-46.0- 0.0 | 17.9 | 45.6 | 0.0 | 99.22 |
| 2462 | 18.0-46.0- 0.0 | 17.5 | 45.4 | 0.0 | 98.28 |
| 2722 | 18.0-46.0- 0.0 | 17.5 | 45.8 | 0.0 | 98.91 |
| 4167** | 21.0- 0.0- 0.0 | 20.9 | 0.0 | 0.0 | 99.52 |
| 1752 | 34.0- 0.0- 0.0 | 33.1 | 0.0 | 0.0 | 97.35 |
| 1963 | 34.0- 0.0- 0.0 | 34.6 | 0.0 | 0.0 | 101.76 |
| 2127 | 34.0- 0.0- 0.0 | 34.1 | 0.0 | 0.0 | 100.29 |
| 2998 | 34.0- 0.0- 0.0 | 34.4 | 0.0 | 0.0 | 101.18 |
| 3968 | 34.0- 0.0- 0.0 | 34.3 | 0.0 | 0.0 | 100.88 |
| 4001 | 46.0- 0.0- 0.0 | 46.2 | 0.0 | 0.0 | 100.43 |
| #TOTALS - NO. SAMPLES | | 70 | - SMPLS MISBRANDED | 1 | - 100.18 |

| AGRISERVICES OF BRUNSWICK, LLC | | BRUNSWICK, MO | | | |
|--------------------------------|---------------|---------------|------|------|--------|
| 1707 | 0.0- 0.0-60.0 | 0.0 | 0.0 | 59.8 | 99.67 |
| 1715 | 0.0- 0.0-60.0 | 0.0 | 0.0 | 60.5 | 100.83 |
| 3146 | 0.0- 0.0-60.0 | 0.0 | 0.0 | 61.2 | 102.00 |
| 3370 | 0.0- 0.0-60.0 | 0.0 | 0.0 | 61.0 | 101.67 |
| 4598 | 0.0- 0.0-60.0 | 0.0 | 0.0 | 60.7 | 101.17 |
| 2004 | 0.0- 0.0-61.0 | 0.0 | 0.0 | 61.0 | 100.00 |
| 2330 | 0.0- 0.0-61.0 | 0.0 | 0.0 | 60.7 | 99.51 |
| 1730 | 0.0- 0.0-62.0 | 0.0 | 0.0 | 61.5 | 99.19 |
| 1737 | 0.0- 0.0-62.0 | 0.0 | 0.0 | 61.3 | 98.87 |
| 1739 | 0.0- 0.0-62.0 | 0.0 | 0.0 | 61.6 | 99.35 |
| 1740 | 0.0- 0.0-62.0 | 0.0 | 0.0 | 61.7 | 99.52 |
| 1895 | 0.0- 0.0-62.0 | 0.0 | 0.0 | 62.7 | 101.13 |
| 2107 | 0.0- 0.0-62.0 | 0.0 | 0.0 | 62.1 | 100.16 |
| 2108 | 0.0- 0.0-62.0 | 0.0 | 0.0 | 62.7 | 101.13 |
| 2109 | 0.0- 0.0-62.0 | 0.0 | 0.0 | 62.2 | 100.32 |
| 2110 | 0.0- 0.0-62.0 | 0.0 | 0.0 | 62.6 | 100.97 |
| 2334 | 0.0- 0.0-62.0 | 0.0 | 0.0 | 62.6 | 100.97 |
| 2554 | 0.0- 0.0-62.0 | 0.0 | 0.0 | 62.4 | 100.65 |
| 2952 | 0.0- 0.0-62.0 | 0.0 | 0.0 | 61.8 | 99.68 |
| 3156 | 0.0- 0.0-62.0 | 0.0 | 0.0 | 62.8 | 101.29 |
| 3157 | 0.0- 0.0-62.0 | 0.0 | 0.0 | 62.4 | 100.65 |
| 3379 | 0.0- 0.0-62.0 | 0.0 | 0.0 | 62.2 | 100.32 |
| 3380 | 0.0- 0.0-62.0 | 0.0 | 0.0 | 63.0 | 101.61 |
| 3381 | 0.0- 0.0-62.0 | 0.0 | 0.0 | 62.8 | 101.29 |
| 3382 | 0.0- 0.0-62.0 | 0.0 | 0.0 | 62.0 | 100.00 |
| 3388 | 0.0- 0.0-62.0 | 0.0 | 0.0 | 62.8 | 101.29 |
| 3623 | 0.0- 0.0-62.0 | 0.0 | 0.0 | 62.1 | 100.16 |
| 3624 | 0.0- 0.0-62.0 | 0.0 | 0.0 | 62.0 | 100.00 |
| 3628 | 0.0- 0.0-62.0 | 0.0 | 0.0 | 61.7 | 99.52 |
| 3629 | 0.0- 0.0-62.0 | 0.0 | 0.0 | 62.1 | 100.16 |
| 3951 | 0.0- 0.0-62.0 | 0.0 | 0.0 | 62.8 | 101.29 |
| 4056 | 0.0- 0.0-62.0 | 0.0 | 0.0 | 62.0 | 100.00 |
| 4148 | 0.0- 0.0-62.0 | 0.0 | 0.0 | 61.8 | 99.68 |
| 4149 | 0.0- 0.0-62.0 | 0.0 | 0.0 | 62.4 | 100.65 |
| 4205 | 0.0- 0.0-62.0 | 0.0 | 0.0 | 62.0 | 100.00 |
| 4540 | 0.0- 0.0-62.0 | 0.0 | 0.0 | 62.0 | 100.00 |
| 1856 | 0.0-46.0- 0.0 | 0.0 | 45.9 | 0.0 | 99.78 |
| 2938 | 0.0-46.0- 0.0 | 0.0 | 46.6 | 0.0 | 101.30 |
| 2939 | 0.0-46.0- 0.0 | 0.0 | 45.7 | 0.0 | 99.35 |
| 3606 | 0.0-46.0- 0.0 | 0.0 | 45.6 | 0.0 | 99.13 |
| 4597 | 0.0-46.0- 0.0 | 0.0 | 46.3 | 0.0 | 100.65 |

| MANUFACTURER | | % FOUND | | | % Relative Value |
|--------------|-------|----------|-------------------------------|--------|------------------|
| No. | Grade | Nitrogen | P ₂ O ₅ | Potash | |

| AGRISERVICES OF BRUNSWICK, LLC | | BRUNSWICK, MO | | | |
|--------------------------------|----------------|---------------|------|-----|--------|
| 1664 | 11.0-52.0- 0.0 | 11.7 | 52.9 | 0.0 | 102.54 |
| 1667 | 11.0-52.0- 0.0 | 11.5 | 52.8 | 0.0 | 102.06 |
| 1668 | 11.0-52.0- 0.0 | 11.6 | 53.5 | 0.0 | 103.33 |
| 1805 | 11.0-52.0- 0.0 | 11.4 | 51.2 | 0.0 | 99.37 |
| 2048 | 11.0-52.0- 0.0 | 10.9 | 52.3 | 0.0 | 100.32 |
| 2700 | 11.0-52.0- 0.0 | 11.1 | 52.7 | 0.0 | 101.27 |
| 2701 | 11.0-52.0- 0.0 | 10.9 | 52.9 | 0.0 | 101.27 |
| 2917 | 11.0-52.0- 0.0 | 11.1 | 51.0 | 0.0 | 98.57 |
| 3083 | 11.0-52.0- 0.0 | 11.2 | 51.0 | 0.0 | 98.73 |
| 3319 | 11.0-52.0- 0.0 | 10.9 | 52.6 | 0.0 | 100.79 |
| 3321 | 11.0-52.0- 0.0 | 10.9 | 51.2 | 0.0 | 98.57 |
| 3911 | 11.0-52.0- 0.0 | 11.0 | 51.6 | 0.0 | 99.37 |
| 3912 | 11.0-52.0- 0.0 | 10.9 | 52.5 | 0.0 | 100.63 |
| 4245 | 11.0-52.0- 0.0 | 11.6 | 50.5 | 0.0 | 98.57 |
| 4439 | 11.0-52.0- 0.0 | 11.1 | 51.9 | 0.0 | 100.00 |
| 1673 | 18.0-46.0- 0.0 | 18.0 | 45.6 | 0.0 | 99.38 |
| 1689 | 18.0-46.0- 0.0 | 17.9 | 45.8 | 0.0 | 99.53 |
| 1690 | 18.0-46.0- 0.0 | 18.2 | 45.4 | 0.0 | 99.38 |
| 1692 | 18.0-46.0- 0.0 | 18.3 | 46.7 | 0.0 | 101.56 |
| 1693 | 18.0-46.0- 0.0 | 18.0 | 46.8 | 0.0 | 101.25 |
| 1826 | 18.0-46.0- 0.0 | 17.8 | 45.9 | 0.0 | 99.53 |
| 2062 | 18.0-46.0- 0.0 | 17.9 | 46.0 | 0.0 | 99.84 |
| 2066 | 18.0-46.0- 0.0 | 18.0 | 45.7 | 0.0 | 99.53 |
| 2233 | 18.0-46.0- 0.0 | 17.7 | 46.2 | 0.0 | 99.84 |
| 2234 | 18.0-46.0- 0.0 | 17.8 | 46.0 | 0.0 | 99.69 |
| 2239 | 18.0-46.0- 0.0 | 17.7 | 45.7 | 0.0 | 99.06 |
| 2706 | 18.0-46.0- 0.0 | 17.3 | 46.1 | 0.0 | 99.06 |
| 2918 | 18.0-46.0- 0.0 | 17.7 | 46.4 | 0.0 | 100.16 |
| 2921 | 18.0-46.0- 0.0 | 18.0 | 46.2 | 0.0 | 100.31 |
| 2922 | 18.0-46.0- 0.0 | 17.7 | 45.8 | 0.0 | 99.22 |
| 3097 | 18.0-46.0- 0.0 | 17.6 | 46.1 | 0.0 | 99.53 |
| 3098 | 18.0-46.0- 0.0 | 17.7 | 45.8 | 0.0 | 99.22 |
| 3099 | 18.0-46.0- 0.0 | 17.5 | 45.9 | 0.0 | 99.06 |
| 3326 | 18.0-46.0- 0.0 | 17.2 | 46.9 | 0.0 | 100.16 |
| 3327 | 18.0-46.0- 0.0 | 17.2 | 45.8 | 0.0 | 98.44 |
| 3328 | 18.0-46.0- 0.0 | 17.4 | 46.9 | 0.0 | 100.47 |
| 3329 | 18.0-46.0- 0.0 | 17.3 | 46.2 | 0.0 | 99.22 |
| 3337 | 18.0-46.0- 0.0 | 17.9 | 46.2 | 0.0 | 100.16 |
| 3342 | 18.0-46.0- 0.0 | 17.9 | 46.2 | 0.0 | 100.16 |
| 3576 | 18.0-46.0- 0.0 | 17.7 | 46.4 | 0.0 | 100.16 |
| 3583 | 18.0-46.0- 0.0 | 17.5 | 46.1 | 0.0 | 99.38 |
| 3585 | 18.0-46.0- 0.0 | 17.5 | 46.2 | 0.0 | 99.53 |
| 3919 | 18.0-46.0- 0.0 | 17.5 | 46.9 | 0.0 | 100.63 |
| 4027 | 18.0-46.0- 0.0 | 17.7 | 46.1 | 0.0 | 99.69 |
| 4113 | 18.0-46.0- 0.0 | 17.8 | 45.5 | 0.0 | 98.91 |
| 4114 | 18.0-46.0- 0.0 | 17.8 | 45.6 | 0.0 | 99.06 |
| 4191 | 18.0-46.0- 0.0 | 17.6 | 45.8 | 0.0 | 99.06 |
| 4326 | 18.0-46.0- 0.0 | 17.5 | 45.3 | 0.0 | 98.13 |
| 1775** | 21.0- 0.0- 0.0 | 20.8 | 0.0 | 0.0 | 99.05 |
| 3008** | 21.0- 0.0- 0.0 | 20.8 | 0.0 | 0.0 | 99.05 |
| 4166** | 21.0- 0.0- 0.0 | 20.0 | 0.0 | 0.0 | 95.24* |
| 2131 | 33.5- 0.0- 0.0 | 33.6 | 0.0 | 0.0 | 100.30 |
| 3006 | 33.5- 0.0- 0.0 | 33.5 | 0.0 | 0.0 | 100.00 |
| 3007 | 33.5- 0.0- 0.0 | 33.5 | 0.0 | 0.0 | 100.00 |
| 3211 | 33.0- 0.0- 0.0 | 33.5 | 0.0 | 0.0 | 101.52 |
| 3696 | 33.0- 0.0- 0.0 | 33.4 | 0.0 | 0.0 | 101.21 |
| 4071 | 33.5- 0.0- 0.0 | 33.3 | 0.0 | 0.0 | 99.40 |
| 1975 | 34.0- 0.0- 0.0 | 33.2 | 0.0 | 0.0 | 97.65 |
| 1998 | 34.0- 0.0- 0.0 | 33.4 | 0.0 | 0.0 | 98.24 |
| 2362 | 34.0- 0.0- 0.0 | 33.4 | 0.0 | 0.0 | 98.24 |
| 2363 | 34.0- 0.0- 0.0 | 33.2 | 0.0 | 0.0 | 97.65 |
| 3195 | 34.0- 0.0- 0.0 | 33.7 | 0.0 | 0.0 | 99.12 |
| 3446 | 34.0- 0.0- 0.0 | 33.4 | 0.0 | 0.0 | 98.24 |
| 3692 | 34.0- 0.0- 0.0 | 33.0 | 0.0 | 0.0 | 97.06 |
| 4315 | 34.0- 0.0- 0.0 | 33.2 | 0.0 | 0.0 | 97.65 |
| 4316 | 34.0- 0.0- 0.0 | 33.2 | 0.0 | 0.0 | 97.65 |
| 4398 | 34.0- 0.0- 0.0 | 33.4 | 0.0 | 0.0 | 98.24 |
| 1653 | 46.0- 0.0- 0.0 | 46.3 | 0.0 | 0.0 | 100.65 |
| 1654 | 46.0- 0.0- 0.0 | 45.6 | 0.0 | 0.0 | 99.13 |
| 2031 | 46.0- 0.0- 0.0 | 46.5 | 0.0 | 0.0 | 101.09 |
| 2032 | 46.0- 0.0- 0.0 | 46.4 | 0.0 | 0.0 | 100.87 |
| 2033 | 46.0- 0.0- 0.0 | 46.2 | 0.0 | 0.0 | 100.43 |

BULK DRY FERTILIZER

| MANUFACTURER | | % FOUND | | | % Relative Value |
|--|----------------|-----------------|-------------------------------|--------|------------------|
| No. | Grade | Nitrogen | P ₂ O ₅ | Potash | |
| AGRISERVICES OF BRUNSWICK, LLC | | BRUNSWICK, MO | | | |
| 2162 | 46.0- 0.0- 0.0 | 46.3 | 0.0 | 0.0 | 100.65 |
| 2404 | 46.0- 0.0- 0.0 | 46.2 | 0.0 | 0.0 | 100.43 |
| 2645 | 46.0- 0.0- 0.0 | 46.5 | 0.0 | 0.0 | 101.09 |
| 2646 | 46.0- 0.0- 0.0 | 46.4 | 0.0 | 0.0 | 100.87 |
| 2867 | 46.0- 0.0- 0.0 | 46.4 | 0.0 | 0.0 | 100.87 |
| 2872 | 46.0- 0.0- 0.0 | 46.1 | 0.0 | 0.0 | 100.22 |
| 3017 | 46.0- 0.0- 0.0 | 46.3 | 0.0 | 0.0 | 100.65 |
| 3018 | 46.0- 0.0- 0.0 | 46.2 | 0.0 | 0.0 | 100.43 |
| 3021 | 46.0- 0.0- 0.0 | 46.0 | 0.0 | 0.0 | 100.00 |
| 3022 | 46.0- 0.0- 0.0 | 45.8 | 0.0 | 0.0 | 99.57 |
| 3256 | 46.0- 0.0- 0.0 | 46.4 | 0.0 | 0.0 | 100.87 |
| 3257 | 46.0- 0.0- 0.0 | 46.4 | 0.0 | 0.0 | 100.87 |
| 3258 | 46.0- 0.0- 0.0 | 46.3 | 0.0 | 0.0 | 100.65 |
| 3259 | 46.0- 0.0- 0.0 | 46.0 | 0.0 | 0.0 | 100.00 |
| 3260 | 46.0- 0.0- 0.0 | 45.9 | 0.0 | 0.0 | 99.78 |
| 3263 | 46.0- 0.0- 0.0 | 46.3 | 0.0 | 0.0 | 100.65 |
| 3888 | 46.0- 0.0- 0.0 | 46.4 | 0.0 | 0.0 | 100.87 |
| 4002 | 46.0- 0.0- 0.0 | 45.8 | 0.0 | 0.0 | 99.57 |
| 4089 | 46.0- 0.0- 0.0 | 46.4 | 0.0 | 0.0 | 100.87 |
| 4338 | 46.0- 0.0- 0.0 | 46.0 | 0.0 | 0.0 | 100.00 |
| 4344 | 46.0- 0.0- 0.0 | 46.2 | 0.0 | 0.0 | 100.43 |
| 4345 | 46.0- 0.0- 0.0 | 46.0 | 0.0 | 0.0 | 100.00 |
| #TOTALS - NO. SAMPLES 272 - SMPLS MISBRANDED 1 - | | | | | 100.17 |
| AGRISERVICES OF BRUNSWICK, LLC | | MENDON, MO | | | |
| #TOTALS - NO. SAMPLES 1 - SMPLS MISBRANDED 0 - | | | | | 102.16 |
| AGRIUM U.S. INC. | | DENVER, CO | | | |
| #TOTALS - NO. SAMPLES 16 - SMPLS MISBRANDED 0 - | | | | | 102.33 |
| AGRIUM U.S. INC. | | BEATRICE, NE | | | |
| 2089 | 0.0- 0.0-60.0 | 0.0 | 0.0 | 61.4 | 102.33 |
| 2759 | 0.0- 0.0-60.0 | 0.0 | 0.0 | 60.7 | 101.17 |
| 1760 | 34.0- 0.0- 0.0 | 34.5 | 0.0 | 0.0 | 101.47 |
| 1954 | 34.0- 0.0- 0.0 | 34.2 | 0.0 | 0.0 | 100.59 |
| 1955 | 34.0- 0.0- 0.0 | 34.8 | 0.0 | 0.0 | 102.35 |
| 1956 | 34.0- 0.0- 0.0 | 34.8 | 0.0 | 0.0 | 102.35 |
| 1957 | 34.0- 0.0- 0.0 | 34.8 | 0.0 | 0.0 | 102.35 |
| 1958 | 34.0- 0.0- 0.0 | 33.8 | 0.0 | 0.0 | 99.41 |
| 1961 | 34.0- 0.0- 0.0 | 34.0 | 0.0 | 0.0 | 100.00 |
| 1962 | 34.0- 0.0- 0.0 | 33.9 | 0.0 | 0.0 | 99.71 |
| 1964 | 34.0- 0.0- 0.0 | 35.0 | 0.0 | 0.0 | 102.94 |
| 1966 | 34.0- 0.0- 0.0 | 34.7 | 0.0 | 0.0 | 102.06 |
| 2117 | 34.0- 0.0- 0.0 | 34.8 | 0.0 | 0.0 | 102.35 |
| 2119 | 34.0- 0.0- 0.0 | 34.7 | 0.0 | 0.0 | 102.06 |
| 2126 | 34.0- 0.0- 0.0 | 34.2 | 0.0 | 0.0 | 100.59 |
| 2128 | 34.0- 0.0- 0.0 | 34.9 | 0.0 | 0.0 | 102.65 |
| 2347 | 34.0- 0.0- 0.0 | 34.5 | 0.0 | 0.0 | 101.47 |
| 2350 | 34.0- 0.0- 0.0 | 34.9 | 0.0 | 0.0 | 102.65 |
| 2361 | 34.0- 0.0- 0.0 | 35.0 | 0.0 | 0.0 | 102.94 |
| 2585 | 34.0- 0.0- 0.0 | 34.7 | 0.0 | 0.0 | 102.06 |
| 2586 | 34.0- 0.0- 0.0 | 34.2 | 0.0 | 0.0 | 100.59 |
| 2587 | 34.0- 0.0- 0.0 | 34.7 | 0.0 | 0.0 | 102.06 |
| 2814 | 34.0- 0.0- 0.0 | 34.9 | 0.0 | 0.0 | 102.65 |
| 3688 | 34.0- 0.0- 0.0 | 34.4 | 0.0 | 0.0 | 101.18 |
| 4306 | 34.0- 0.0- 0.0 | 34.9 | 0.0 | 0.0 | 102.65 |
| #TOTALS - NO. SAMPLES 25 - SMPLS MISBRANDED 0 - | | | | | 101.70 |
| AMERICAN PLANT FOOD CORPORATION | | GALENA PARK, TX | | | |
| 2375** | 21.0- 0.0- 0.0 | 21.0 | 0.0 | 0.0 | 100.00 |
| #TOTALS - NO. SAMPLES 1 - SMPLS MISBRANDED 0 - | | | | | 100.00 |
| BACKES & TOELKE AGRI PRODUCTS INC | | NEW HAVEN, MO | | | |
| 4255 | 18.0-46.0- 0.0 | 15.3* | 38.6* | 10.2 | 92.19* |
| #TOTALS - NO. SAMPLES 1 - SMPLS MISBRANDED 1 - | | | | | 92.19 |
| BARTLETT & COMPANY | | KANSAS CITY, MO | | | |
| 3143 | 0.0- 0.0-60.0 | 0.0 | 0.0 | 59.9 | 99.83 |
| 1729 | 0.0- 0.0-62.0 | 0.0 | 0.0 | 61.7 | 99.52 |
| 1665 | 11.0-52.0- 0.0 | 11.2 | 52.4 | 0.0 | 100.95 |
| 1674 | 18.0-46.0- 0.0 | 18.0 | 46.2 | 0.0 | 100.31 |

| MANUFACTURER | | % FOUND | | | % Relative Value |
|---|----------------|--------------------|-------------------------------|--------|------------------|
| No. | Grade | Nitrogen | P ₂ O ₅ | Potash | |
| BARTLETT & COMPANY | | KANSAS CITY, MO | | | |
| 3093 | 18.0-46.0- 0.0 | 17.7 | 45.3 | 0.0 | 98.44 |
| #TOTALS - NO. SAMPLES 9 - SMPLS MISBRANDED 0 - | | | | | 100.01 |
| BEN-TREI FERTILIZER CO, LLC | | TULSA, OK | | | |
| 1818 | 18.0-46.0- 0.0 | 18.5 | 45.4 | 0.0 | 99.84 |
| 1819 | 18.0-46.0- 0.0 | 18.1 | 46.1 | 0.0 | 100.31 |
| 1820 | 18.0-46.0- 0.0 | 18.0 | 45.8 | 0.0 | 99.69 |
| 1824 | 18.0-46.0- 0.0 | 18.3 | 46.0 | 0.0 | 100.47 |
| 1830 | 18.0-46.0- 0.0 | 18.3 | 46.7 | 0.0 | 101.56 |
| 2236 | 18.0-46.0- 0.0 | 18.1 | 46.1 | 0.0 | 100.31 |
| 2452 | 18.0-46.0- 0.0 | 17.7 | 45.4 | 0.0 | 98.59 |
| 3336 | 18.0-46.0- 0.0 | 17.7 | 46.4 | 0.0 | 100.16 |
| 3921 | 18.0-46.0- 0.0 | 17.4 | 46.4 | 0.0 | 99.69 |
| 3927 | 18.0-46.0- 0.0 | 17.2 | 46.6 | 0.0 | 99.69 |
| 4036 | 18.0-46.0- 0.0 | 17.4 | 45.8 | 0.0 | 98.75 |
| 4188 | 18.0-46.0- 0.0 | 17.4 | 46.1 | 0.0 | 99.22 |
| 4248 | 18.0-46.0- 0.0 | 17.6 | 46.2 | 0.0 | 99.69 |
| 1986 | 33.5- 0.0- 0.0 | 34.2 | 0.0 | 0.0 | 102.09 |
| 1987 | 33.5- 0.0- 0.0 | 33.8 | 0.0 | 0.0 | 100.90 |
| 1988 | 33.5- 0.0- 0.0 | 33.4 | 0.0 | 0.0 | 99.70 |
| 1989 | 33.5- 0.0- 0.0 | 32.8 | 0.0 | 0.0 | 97.91 |
| 4075 | 33.5- 0.0- 0.0 | 33.0 | 0.0 | 0.0 | 98.51 |
| 3893 | 46.0- 0.0- 0.0 | 45.9 | 0.0 | 0.0 | 99.78 |
| #TOTALS - NO. SAMPLES 32 - SMPLS MISBRANDED 0 - | | | | | 99.63 |
| BOLIVAR FARMERS EXCHANGE/WEAUBLEAU | | WEAUBLEAU, MO | | | |
| 1726 | 0.0- 0.0-61.0 | 0.0 | 0.0 | 56.5* | 92.62* |
| 2538 | 0.0- 0.0-61.0 | 0.0 | 0.0 | 61.0 | 100.00 |
| #TOTALS - NO. SAMPLES 2 - SMPLS MISBRANDED 1 - | | | | | 96.31 |
| CALCIUM PRODUCTS, INC | | GILMORE CITY, IA | | | |
| 2846** | 0.0- 0.0- 0.0 | 0.0 | 0.0 | 0.0 | 100.00 |
| #TOTALS - NO. SAMPLES 1 - SMPLS MISBRANDED 0 - | | | | | 100.00 |
| CANTON MILLS, INC | | MINNESOTA CITY, MN | | | |
| 2755** | 0.0- 3.0- 0.0 | 0.0 | 15.8 | 0.0 | 526.67 |
| #TOTALS - NO. SAMPLES 1 - SMPLS MISBRANDED 0 - | | | | | 526.67 |
| CARGILL FERTILIZER, INC | | RIVERVIEW, FL | | | |
| 2758** | 0.0- 0.0-50.0 | 0.0 | 0.0 | 50.5 | 101.00 |
| 2844** | 21.0- 0.0- 0.0 | 21.0 | 0.0 | 0.0 | 100.00 |
| #TOTALS - NO. SAMPLES 3 - SMPLS MISBRANDED 0 - | | | | | 100.04 |
| CF INDUSTRIES, INC | | LONG GROVE, IL | | | |
| #TOTALS - NO. SAMPLES 1 - SMPLS MISBRANDED 0 - | | | | | 100.00 |
| CONAGRA FERTILIZER | | PEKIN, IL | | | |
| 1717 | 0.0- 0.0-60.0 | 0.0 | 0.0 | 59.5 | 99.17 |
| 1723 | 0.0- 0.0-60.0 | 0.0 | 0.0 | 59.7 | 99.50 |
| 2328 | 0.0- 0.0-60.0 | 0.0 | 0.0 | 60.4 | 100.67 |
| 1669 | 11.0-52.0- 0.0 | 13.2 | 51.8 | 0.0 | 103.17 |
| 1670 | 11.0-52.0- 0.0 | 13.3 | 52.9 | 0.0 | 105.08 |
| 4186 | 18.0-46.0- 0.0 | 17.6 | 46.4 | 0.0 | 100.00 |
| 4187 | 18.0-46.0- 0.0 | 17.6 | 46.5 | 0.0 | 100.16 |
| 3038 | 46.0- 0.0- 0.0 | 46.5 | 0.0 | 0.0 | 101.09 |
| #TOTALS - NO. SAMPLES 20 - SMPLS MISBRANDED 0 - | | | | | 100.96 |
| DEBRUCE FERTILIZER | | KANSAS CITY, MO | | | |
| 1710 | 0.0- 0.0-60.0 | 0.0 | 0.0 | 60.6 | 101.00 |
| 2522 | 0.0- 0.0-60.0 | 0.0 | 0.0 | 60.3 | 100.50 |
| 2773 | 0.0- 0.0-60.0 | 0.0 | 0.0 | 60.6 | 101.00 |
| 2947 | 0.0- 0.0-60.0 | 0.0 | 0.0 | 59.8 | 99.67 |
| 2948 | 0.0- 0.0-60.0 | 0.0 | 0.0 | 59.9 | 99.83 |
| 3369 | 0.0- 0.0-60.0 | 0.0 | 0.0 | 62.5 | 104.17 |
| 3613 | 0.0- 0.0-60.0 | 0.0 | 0.0 | 60.5 | 100.83 |
| 3795 | 0.0- 0.0-60.0 | 0.0 | 0.0 | 60.3 | 100.50 |
| 3796 | 0.0- 0.0-60.0 | 0.0 | 0.0 | 59.8 | 99.67 |
| 3942 | 0.0- 0.0-60.0 | 0.0 | 0.0 | 60.4 | 100.67 |
| 3948 | 0.0- 0.0-60.0 | 0.0 | 0.0 | 60.9 | 101.50 |
| 4381 | 0.0- 0.0-60.0 | 0.0 | 0.0 | 61.2 | 102.00 |
| 2543 | 0.0- 0.0-62.0 | 0.0 | 0.0 | 62.7 | 101.13 |
| 4204 | 0.0- 0.0-62.0 | 0.0 | 0.0 | 62.0 | 100.00 |

BULK DRY FERTILIZER

| MANUFACTURER | | % FOUND | | | % Relative Value |
|---|----------------|----------|-------------------------------|--------|------------------|
| No. | Grade | Nitrogen | P ₂ O ₅ | Potash | |
| DEBRUCE FERTILIZER | | | | | |
| KANSAS CITY, MO | | | | | |
| 1809 | 11.0-52.0- 0.0 | 11.3 | 52.0 | 0.0 | 100.48 |
| 3085 | 11.0-52.0- 0.0 | 13.2 | 51.9 | 0.0 | 103.33 |
| 3567 | 11.0-52.0- 0.0 | 11.1 | 52.8 | 0.0 | 101.43 |
| 3568 | 11.0-52.0- 0.0 | 11.0 | 52.1 | 0.0 | 100.16 |
| 3775 | 11.0-52.0- 0.0 | 12.1 | 51.1 | 0.0 | 100.32 |
| 1676 | 18.0-46.0- 0.0 | 17.7 | 46.8 | 0.0 | 100.78 |
| 2455 | 18.0-46.0- 0.0 | 18.1 | 45.8 | 0.0 | 99.84 |
| 2919 | 18.0-46.0- 0.0 | 18.0 | 45.8 | 0.0 | 99.69 |
| 2920 | 18.0-46.0- 0.0 | 17.9 | 46.5 | 0.0 | 100.63 |
| 3338 | 18.0-46.0- 0.0 | 17.9 | 46.5 | 0.0 | 100.63 |
| 3779 | 18.0-46.0- 0.0 | 17.5 | 45.9 | 0.0 | 99.06 |
| 3781 | 18.0-46.0- 0.0 | 17.5 | 45.3 | 0.0 | 98.13 |
| 4185 | 18.0-46.0- 0.0 | 17.1 | 46.2 | 0.0 | 98.91 |
| 4370 | 18.0-46.0- 0.0 | 17.9 | 46.7 | 0.0 | 100.94 |
| 3867** | 20.0- 0.0- 0.0 | 21.0 | 0.0 | 0.0 | 105.00 |
| 4399 | 33.5- 0.0- 0.0 | 33.0 | 0.0 | 0.0 | 98.51 |
| 1756 | 34.0- 0.0- 0.0 | 33.8 | 0.0 | 0.0 | 99.41 |
| 1769 | 34.0- 0.0- 0.0 | 34.3 | 0.0 | 0.0 | 100.88 |
| 1770 | 34.0- 0.0- 0.0 | 34.2 | 0.0 | 0.0 | 100.59 |
| 1771 | 34.0- 0.0- 0.0 | 34.3 | 0.0 | 0.0 | 100.88 |
| 1772 | 34.0- 0.0- 0.0 | 34.1 | 0.0 | 0.0 | 100.29 |
| 2578 | 34.0- 0.0- 0.0 | 34.2 | 0.0 | 0.0 | 100.59 |
| 2579 | 34.0- 0.0- 0.0 | 34.4 | 0.0 | 0.0 | 101.18 |
| 2580 | 34.0- 0.0- 0.0 | 34.2 | 0.0 | 0.0 | 100.59 |
| 2581 | 34.0- 0.0- 0.0 | 34.1 | 0.0 | 0.0 | 100.29 |
| 2590 | 34.0- 0.0- 0.0 | 33.8 | 0.0 | 0.0 | 99.41 |
| 2827 | 34.0- 0.0- 0.0 | 34.6 | 0.0 | 0.0 | 101.76 |
| 2999 | 34.0- 0.0- 0.0 | 34.7 | 0.0 | 0.0 | 102.06 |
| 3000 | 34.0- 0.0- 0.0 | 34.4 | 0.0 | 0.0 | 101.18 |
| 3001 | 34.0- 0.0- 0.0 | 34.5 | 0.0 | 0.0 | 101.47 |
| 3002 | 34.0- 0.0- 0.0 | 34.7 | 0.0 | 0.0 | 102.06 |
| 3196 | 34.0- 0.0- 0.0 | 34.6 | 0.0 | 0.0 | 101.76 |
| 3857 | 34.0- 0.0- 0.0 | 34.1 | 0.0 | 0.0 | 100.29 |
| 3859 | 34.0- 0.0- 0.0 | 34.1 | 0.0 | 0.0 | 100.29 |
| 1641 | 46.0- 0.0- 0.0 | 46.6 | 0.0 | 0.0 | 101.30 |
| 2647 | 46.0- 0.0- 0.0 | 46.7 | 0.0 | 0.0 | 101.52 |
| 3015 | 46.0- 0.0- 0.0 | 46.5 | 0.0 | 0.0 | 101.09 |
| 3019 | 46.0- 0.0- 0.0 | 45.9 | 0.0 | 0.0 | 99.78 |
| 3020 | 46.0- 0.0- 0.0 | 46.0 | 0.0 | 0.0 | 100.00 |
| 3036 | 46.0- 0.0- 0.0 | 46.3 | 0.0 | 0.0 | 100.65 |
| 3264 | 46.0- 0.0- 0.0 | 46.4 | 0.0 | 0.0 | 100.87 |
| 3492 | 46.0- 0.0- 0.0 | 46.2 | 0.0 | 0.0 | 100.43 |
| #TOTALS - NO. SAMPLES 104 - SMPLS MISBRANDED 0 - 100.35 | | | | | |
| CHEROKEE NITROGEN | | | | | |
| CHEROKEE, AL | | | | | |
| 1941 | 34.0- 0.0- 0.0 | 34.1 | 0.0 | 0.0 | 100.29 |
| 1945 | 34.0- 0.0- 0.0 | 33.9 | 0.0 | 0.0 | 99.71 |
| 1947 | 34.0- 0.0- 0.0 | 33.8 | 0.0 | 0.0 | 99.41 |
| #TOTALS - NO. SAMPLES 3 - SMPLS MISBRANDED 0 - 99.80 | | | | | |
| EL DORADO CHEMICAL | | | | | |
| EL DORADO, AR | | | | | |
| 1719 | 0.0- 0.0-60.0 | 0.0 | 0.0 | 59.1 | 98.50 |
| 1720 | 0.0- 0.0-60.0 | 0.0 | 0.0 | 58.8 | 98.00 |
| 1721 | 0.0- 0.0-60.0 | 0.0 | 0.0 | 58.7 | 97.83 |
| 2092 | 0.0- 0.0-60.0 | 0.0 | 0.0 | 60.2 | 100.33 |
| 3368 | 0.0- 0.0-60.0 | 0.0 | 0.0 | 61.3 | 102.17 |
| 1816 | 18.0-46.0- 0.0 | 18.0 | 45.0 | 0.0 | 98.44 |
| 1849 | 18.0-46.0- 0.0 | 17.7 | 45.8 | 0.0 | 99.22 |
| 2065 | 18.0-46.0- 0.0 | 18.3 | 45.6 | 0.0 | 99.84 |
| 3339 | 18.0-46.0- 0.0 | 17.9 | 46.9 | 0.0 | 101.25 |
| 3782 | 18.0-46.0- 0.0 | 17.3 | 44.5 | 0.0 | 96.56* |
| 3783 | 18.0-46.0- 0.0 | 17.9 | 45.4 | 0.0 | 98.91 |
| 1985 | 33.5- 0.0- 0.0 | 34.9 | 0.0 | 0.0 | 104.18 |
| 1925 | 34.0- 0.0- 0.0 | 34.1 | 0.0 | 0.0 | 100.29 |
| 1926 | 34.0- 0.0- 0.0 | 33.9 | 0.0 | 0.0 | 99.71 |
| 1927 | 34.0- 0.0- 0.0 | 33.7 | 0.0 | 0.0 | 99.12 |
| 1928 | 34.0- 0.0- 0.0 | 33.9 | 0.0 | 0.0 | 99.71 |
| 1935 | 34.0- 0.0- 0.0 | 34.1 | 0.0 | 0.0 | 100.29 |
| 1936 | 34.0- 0.0- 0.0 | 34.2 | 0.0 | 0.0 | 100.59 |
| 1937 | 34.0- 0.0- 0.0 | 34.2 | 0.0 | 0.0 | 100.59 |
| 1940 | 34.0- 0.0- 0.0 | 34.1 | 0.0 | 0.0 | 100.29 |
| 1967 | 34.0- 0.0- 0.0 | 33.0 | 0.0 | 0.0 | 97.06 |

| MANUFACTURER | | % FOUND | | | % Relative Value |
|--|----------------|----------|-------------------------------|--------|------------------|
| No. | Grade | Nitrogen | P ₂ O ₅ | Potash | |
| EL DORADO CHEMICAL | | | | | |
| EL DORADO, AR | | | | | |
| 1984 | 34.0- 0.0- 0.0 | 33.0 | 0.0 | 0.0 | 97.06 |
| 2123 | 34.0- 0.0- 0.0 | 34.4 | 0.0 | 0.0 | 101.18 |
| 2348 | 34.0- 0.0- 0.0 | 34.4 | 0.0 | 0.0 | 101.18 |
| 2366 | 34.0- 0.0- 0.0 | 34.3 | 0.0 | 0.0 | 100.88 |
| 2367 | 34.0- 0.0- 0.0 | 34.1 | 0.0 | 0.0 | 100.29 |
| 2817 | 34.0- 0.0- 0.0 | 34.5 | 0.0 | 0.0 | 101.47 |
| 2819 | 34.0- 0.0- 0.0 | 34.7 | 0.0 | 0.0 | 102.06 |
| 2823 | 34.0- 0.0- 0.0 | 34.3 | 0.0 | 0.0 | 100.88 |
| 2831 | 34.0- 0.0- 0.0 | 34.7 | 0.0 | 0.0 | 102.06 |
| 2832 | 34.0- 0.0- 0.0 | 34.6 | 0.0 | 0.0 | 101.76 |
| 2833 | 34.0- 0.0- 0.0 | 35.0 | 0.0 | 0.0 | 102.94 |
| 3197 | 34.0- 0.0- 0.0 | 34.6 | 0.0 | 0.0 | 101.76 |
| 3449 | 34.0- 0.0- 0.0 | 33.9 | 0.0 | 0.0 | 99.71 |
| 3452 | 34.0- 0.0- 0.0 | 33.9 | 0.0 | 0.0 | 99.71 |
| 3684 | 34.0- 0.0- 0.0 | 34.4 | 0.0 | 0.0 | 101.18 |
| 3685 | 34.0- 0.0- 0.0 | 34.1 | 0.0 | 0.0 | 100.29 |
| 3691 | 34.0- 0.0- 0.0 | 34.1 | 0.0 | 0.0 | 100.29 |
| 3974 | 34.0- 0.0- 0.0 | 34.2 | 0.0 | 0.0 | 100.59 |
| 4155 | 34.0- 0.0- 0.0 | 34.3 | 0.0 | 0.0 | 100.88 |
| 4208 | 34.0- 0.0- 0.0 | 34.2 | 0.0 | 0.0 | 100.59 |
| 4209 | 34.0- 0.0- 0.0 | 34.2 | 0.0 | 0.0 | 100.59 |
| 4210 | 34.0- 0.0- 0.0 | 34.3 | 0.0 | 0.0 | 100.88 |
| 4301 | 34.0- 0.0- 0.0 | 34.0 | 0.0 | 0.0 | 100.00 |
| 4397 | 34.0- 0.0- 0.0 | 34.8 | 0.0 | 0.0 | 102.35 |
| 4542 | 34.0- 0.0- 0.0 | 34.5 | 0.0 | 0.0 | 101.47 |
| 2030 | 46.0- 0.0- 0.0 | 46.6 | 0.0 | 0.0 | 101.30 |
| #TOTALS - NO. SAMPLES 62 - SMPLS MISBRANDED 1 - 100.26 | | | | | |
| EL DORADO CHEMICAL | | | | | |
| KENNETT, MO | | | | | |
| 1697 | 18.0-46.0- 0.0 | 18.2 | 46.1 | 0.0 | 100.47 |
| #TOTALS - NO. SAMPLES 1 - SMPLS MISBRANDED 0 - 100.47 | | | | | |
| EL DORADO CHEMICAL COMPANY | | | | | |
| LAMAR, MO | | | | | |
| 3148 | 0.0- 0.0-60.0 | 0.0 | 0.0 | 60.9 | 101.50 |
| 1949 | 34.0- 0.0- 0.0 | 34.1 | 0.0 | 0.0 | 100.29 |
| 3200 | 34.0- 0.0- 0.0 | 34.3 | 0.0 | 0.0 | 100.88 |
| 3207 | 34.0- 0.0- 0.0 | 34.6 | 0.0 | 0.0 | 101.76 |
| 3444 | 34.0- 0.0- 0.0 | 34.1 | 0.0 | 0.0 | 100.29 |
| #TOTALS - NO. SAMPLES 5 - SMPLS MISBRANDED 0 - 100.93 | | | | | |
| EL DORADO CHEMICAL COMPANY | | | | | |
| SUGAR CREEK, MO | | | | | |
| 3450 | 34.0- 0.0- 0.0 | 34.0 | 0.0 | 0.0 | 100.00 |
| #TOTALS - NO. SAMPLES 1 - SMPLS MISBRANDED 0 - 100.00 | | | | | |
| FARMERS COOPERATIVE ASSOC. #301 | | | | | |
| SULLIVAN, MO | | | | | |
| 4033 | 18.0-46.0- 0.0 | 17.7 | 45.7 | 0.0 | 99.06 |
| #TOTALS - NO. SAMPLES 1 - SMPLS MISBRANDED 0 - 99.06 | | | | | |
| FARMERS ELEVATOR & SUPPLY CO., INC | | | | | |
| HAWK POINT, MO | | | | | |
| #TOTALS - NO. SAMPLES 1 - SMPLS MISBRANDED 0 - 102.60 | | | | | |
| FARMERS AG CENTER | | | | | |
| MOUNTAIN GROVE, MO | | | | | |
| 1859 | 0.0-46.0- 0.0 | 0.0 | 46.7 | 0.0 | 101.52 |
| #TOTALS - NO. SAMPLES 1 - SMPLS MISBRANDED 0 - 101.52 | | | | | |
| GLASGOW CO-OP ASSOCIATION | | | | | |
| GLASGOW, MO | | | | | |
| #TOTALS - NO. SAMPLES 1 - SMPLS MISBRANDED 0 - 100.43 | | | | | |
| GLASGOW MFA | | | | | |
| GLASGOW, MO | | | | | |
| #TOTALS - NO. SAMPLES 2 - SMPLS MISBRANDED 0 - 102.19 | | | | | |
| GRANITE CITY TERMINAL LLC | | | | | |
| GRANITE CITY, IL | | | | | |
| 2323 | 0.0- 0.0-60.0 | 0.0 | 0.0 | 60.6 | 101.00 |
| 4047 | 0.0- 0.0-60.0 | 0.0 | 0.0 | 60.1 | 100.17 |
| 2549 | 0.0- 0.0-62.0 | 0.0 | 0.0 | 62.1 | 100.16 |
| 4053 | 0.0- 0.0-62.0 | 0.0 | 0.0 | 62.2 | 100.32 |
| 4288 | 0.0- 0.0-62.0 | 0.0 | 0.0 | 62.1 | 100.16 |
| 2223 | 18.0-46.0- 0.0 | 17.7 | 46.2 | 0.0 | 99.84 |
| 2467 | 18.0-46.0- 0.0 | 17.7 | 45.9 | 0.0 | 99.38 |
| 3324 | 18.0-46.0- 0.0 | 17.3 | 46.4 | 0.0 | 99.53 |
| 3581 | 18.0-46.0- 0.0 | 17.4 | 46.0 | 0.0 | 99.06 |
| 3778 | 18.0-46.0- 0.0 | 17.8 | 45.2 | 0.0 | 98.44 |

BULK DRY FERTILIZER

| MANUFACTURER | | % FOUND | | | % Relative Value |
|---------------------------|----------------|------------------|-------------------------------|--------|------------------|
| No. | Grade | Nitrogen | P ₂ O ₅ | Potash | |
| GRANITE CITY TERMINAL LLC | | GRANITE CITY, IL | | | |
| 4030 | 18.0-46.0- 0.0 | 17.6 | 45.8 | 0.0 | 99.06 |
| 4031 | 18.0-46.0- 0.0 | 17.6 | 46.1 | 0.0 | 99.53 |
| 4580 | 18.0-46.0- 0.0 | 17.4 | 45.4 | 0.0 | 98.13 |
| 2588 | 34.0- 0.0- 0.0 | 33.9 | 0.0 | 0.0 | 99.71 |
| 3206 | 34.0- 0.0- 0.0 | 34.5 | 0.0 | 0.0 | 101.47 |
| 2395 | 46.0- 0.0- 0.0 | 46.5 | 0.0 | 0.0 | 101.09 |
| 3720 | 46.0- 0.0- 0.0 | 46.2 | 0.0 | 0.0 | 100.43 |
| #TOTALS - NO. SAMPLES | | 33 | - SMPLS MISBRANDED | 2 | - 99.91 |

| MANUFACTURER | | % FOUND | | | % Relative Value |
|--------------------------------|-------|--------------|-------------------------------|--------|------------------|
| No. | Grade | Nitrogen | P ₂ O ₅ | Potash | |
| HANNIBAL BOARD OF PUBLIC WORKS | | HANNIBAL, MO | | | |
| #TOTALS - NO. SAMPLES | | 1 | - SMPLS MISBRANDED | 0 | - 270.00 |

| MANUFACTURER | | % FOUND | | | % Relative Value |
|-----------------------|----------------|-------------|-------------------------------|--------|------------------|
| No. | Grade | Nitrogen | P ₂ O ₅ | Potash | |
| HAWK FERTILIZER | | BOLIVAR, MO | | | |
| 3969 | 34.0- 0.0- 0.0 | 34.3 | 0.0 | 0.0 | 100.88 |
| #TOTALS - NO. SAMPLES | | 1 | - SMPLS MISBRANDED | 0 | - 100.88 |

| MANUFACTURER | | % FOUND | | | % Relative Value |
|-------------------------|-------|---------------|-------------------------------|--------|------------------|
| No. | Grade | Nitrogen | P ₂ O ₅ | Potash | |
| HILLER CUSTOM SPREADING | | HOUSTONIA, MO | | | |
| #TOTALS - NO. SAMPLES | | 1 | - SMPLS MISBRANDED | 0 | - 98.57 |

| MANUFACTURER | | % FOUND | | | % Relative Value |
|-------------------------------------|----------------|----------------|-------------------------------|--------|------------------|
| No. | Grade | Nitrogen | P ₂ O ₅ | Potash | |
| HYDRO - MERSCHMANN LLC (FT MADISON) | | WEST POINT, IA | | | |
| 1718 | 0.0- 0.0-60.0 | 0.0 | 0.0 | 60.5 | 100.83 |
| 2521 | 0.0- 0.0-60.0 | 0.0 | 0.0 | 60.6 | 101.00 |
| 2532 | 0.0- 0.0-60.0 | 0.0 | 0.0 | 61.2 | 102.00 |
| 4456 | 0.0- 0.0-60.0 | 0.0 | 0.0 | 60.6 | 101.00 |
| 2103 | 0.0- 0.0-62.0 | 0.0 | 0.0 | 62.9 | 101.45 |
| 2217 | 11.0-52.0- 0.0 | 11.5 | 52.6 | 0.0 | 101.75 |
| 2439 | 11.0-52.0- 0.0 | 11.2 | 51.0 | 0.0 | 98.73 |
| 1687 | 18.0-46.0- 0.0 | 17.8 | 46.1 | 0.0 | 99.84 |
| 2244 | 18.0-46.0- 0.0 | 17.9 | 45.1 | 0.0 | 98.44 |
| 2454 | 18.0-46.0- 0.0 | 18.0 | 46.2 | 0.0 | 100.31 |
| 2468 | 18.0-46.0- 0.0 | 17.9 | 46.2 | 0.0 | 100.16 |
| 4445 | 18.0-46.0- 0.0 | 17.7 | 45.5 | 0.0 | 98.75 |
| 2129 | 33.5- 0.0- 0.0 | 33.2 | 0.0 | 0.0 | 99.10 |
| 2130 | 33.5- 0.0- 0.0 | 33.3 | 0.0 | 0.0 | 99.40 |
| 2596 | 33.5- 0.0- 0.0 | 33.2 | 0.0 | 0.0 | 99.10 |
| 2601 | 33.5- 0.0- 0.0 | 33.0 | 0.0 | 0.0 | 98.51 |
| 2841 | 33.5- 0.0- 0.0 | 33.6 | 0.0 | 0.0 | 100.30 |
| 4471 | 33.5- 0.0- 0.0 | 32.7 | 0.0 | 0.0 | 97.61 |
| 1761 | 34.0- 0.0- 0.0 | 33.2 | 0.0 | 0.0 | 97.65 |
| 1762 | 34.0- 0.0- 0.0 | 33.3 | 0.0 | 0.0 | 97.94 |
| 1651 | 46.0- 0.0- 0.0 | 46.1 | 0.0 | 0.0 | 100.22 |
| #TOTALS - NO. SAMPLES | | 34 | - SMPLS MISBRANDED | 0 | - 99.97 |

| MANUFACTURER | | % FOUND | | | % Relative Value |
|-------------------------------|-------|-----------|-------------------------------|--------|------------------|
| No. | Grade | Nitrogen | P ₂ O ₅ | Potash | |
| HYDRO AGRI NORTH AMERICA, INC | | TAMPA, FL | | | |
| #TOTALS - NO. SAMPLES | | 1 | - SMPLS MISBRANDED | 0 | - 100.65 |

| MANUFACTURER | | % FOUND | | | % Relative Value |
|-----------------------|----------------|-----------------|-------------------------------|--------|------------------|
| No. | Grade | Nitrogen | P ₂ O ₅ | Potash | |
| IMC USA INC | | LAKE FOREST, IL | | | |
| 1705** | 0.0- 0.0-20.0 | 0.0 | 0.0 | 21.8 | 109.00 |
| 1874 | 0.0- 0.0-60.0 | 0.0 | 0.0 | 61.1 | 101.83 |
| 1875 | 0.0- 0.0-60.0 | 0.0 | 0.0 | 60.4 | 100.67 |
| 1876 | 0.0- 0.0-60.0 | 0.0 | 0.0 | 61.2 | 102.00 |
| 2093 | 0.0- 0.0-60.0 | 0.0 | 0.0 | 60.0 | 100.00 |
| 2536 | 0.0- 0.0-60.0 | 0.0 | 0.0 | 60.7 | 101.17 |
| 3152 | 0.0- 0.0-60.0 | 0.0 | 0.0 | 61.0 | 101.67 |
| 1736 | 0.0- 0.0-62.0 | 0.0 | 0.0 | 61.7 | 99.52 |
| 1902 | 0.0- 0.0-62.0 | 0.0 | 0.0 | 61.9 | 99.84 |
| 3627 | 0.0- 0.0-62.0 | 0.0 | 0.0 | 62.2 | 100.32 |
| 2440 | 11.0-52.0- 0.0 | 11.3 | 51.6 | 0.0 | 99.84 |
| 2441 | 11.0-52.0- 0.0 | 11.1 | 51.3 | 0.0 | 99.05 |
| 2699 | 11.0-52.0- 0.0 | 11.1 | 51.7 | 0.0 | 99.68 |
| 1686 | 18.0-46.0- 0.0 | 17.9 | 46.2 | 0.0 | 100.16 |
| 1701 | 18.0-46.0- 0.0 | 17.9 | 46.9 | 0.0 | 101.25 |
| 2242 | 18.0-46.0- 0.0 | 17.6 | 45.3 | 0.0 | 98.28 |
| 2463 | 18.0-46.0- 0.0 | 17.8 | 46.1 | 0.0 | 99.84 |
| 2464 | 18.0-46.0- 0.0 | 17.9 | 46.1 | 0.0 | 100.00 |
| 4575 | 18.0-46.0- 0.0 | 17.5 | 45.6 | 0.0 | 98.59 |
| 4576 | 18.0-46.0- 0.0 | 17.5 | 45.9 | 0.0 | 99.06 |
| #TOTALS - NO. SAMPLES | | 45 | - SMPLS MISBRANDED | 0 | - 100.04 |

| MANUFACTURER | | % FOUND | | | % Relative Value |
|-------------------------|-------|--------------|-------------------------------|--------|------------------|
| No. | Grade | Nitrogen | P ₂ O ₅ | Potash | |
| IMC POTASH CALRSBAD INC | | CARLSBAD, NM | | | |
| #TOTALS - NO. SAMPLES | | 1 | - SMPLS MISBRANDED | 0 | - 100.48 |

| MANUFACTURER | | % FOUND | | | % Relative Value |
|-----------------------|----------------|------------------------------|-------------------------------|--------|------------------|
| No. | Grade | Nitrogen | P ₂ O ₅ | Potash | |
| IMC USA INC | | REGINA, SASKATCHEWAN, CANADA | | | |
| 1904 | 0.0- 0.0-62.0 | 0.0 | 0.0 | 62.2 | 100.32 |
| #TOTALS - NO. SAMPLES | | 2 | - SMPLS MISBRANDED | 0 | - 100.65 |
| INTER-CHEM | | TULSA, OK | | | |
| 3920 | 18.0-46.0- 0.0 | 17.5 | 46.2 | 0.0 | 99.53 |
| 2871 | 46.0- 0.0- 0.0 | 45.9 | 0.0 | 0.0 | 99.78 |
| #TOTALS - NO. SAMPLES | | 4 | - SMPLS MISBRANDED | 0 | - 100.04 |

| MANUFACTURER | | % FOUND | | | % Relative Value |
|-----------------------|----------------|-------------|-------------------------------|--------|------------------|
| No. | Grade | Nitrogen | P ₂ O ₅ | Potash | |
| KOTTWITZ FERT. CO. | | OSCEOLA, MO | | | |
| 2723 | 18.0-46.0- 0.0 | 17.4 | 45.4 | 0.0 | 98.13 |
| #TOTALS - NO. SAMPLES | | 1 | - SMPLS MISBRANDED | 0 | - 98.13 |

| MANUFACTURER | | % FOUND | | | % Relative Value |
|------------------------|----------------|--------------|-------------------------------|--------|------------------|
| No. | Grade | Nitrogen | P ₂ O ₅ | Potash | |
| LANGE-STEGMANN COMPANY | | ST LOUIS, MO | | | |
| 1864 | 0.0- 0.0-60.0 | 0.0 | 0.0 | 61.0 | 101.67 |
| 2083 | 0.0- 0.0-60.0 | 0.0 | 0.0 | 61.6 | 102.67 |
| 2084 | 0.0- 0.0-60.0 | 0.0 | 0.0 | 61.8 | 103.00 |
| 2086 | 0.0- 0.0-60.0 | 0.0 | 0.0 | 60.8 | 101.33 |
| 2087 | 0.0- 0.0-60.0 | 0.0 | 0.0 | 61.0 | 101.67 |
| 2320 | 0.0- 0.0-60.0 | 0.0 | 0.0 | 60.3 | 100.50 |
| 2321 | 0.0- 0.0-60.0 | 0.0 | 0.0 | 59.8 | 99.67 |
| 2324 | 0.0- 0.0-60.0 | 0.0 | 0.0 | 60.4 | 100.67 |
| 2763 | 0.0- 0.0-60.0 | 0.0 | 0.0 | 60.5 | 100.83 |
| 2945 | 0.0- 0.0-60.0 | 0.0 | 0.0 | 60.0 | 100.00 |
| 3147 | 0.0- 0.0-60.0 | 0.0 | 0.0 | 61.0 | 101.67 |
| 3375 | 0.0- 0.0-60.0 | 0.0 | 0.0 | 60.5 | 100.83 |
| 3620 | 0.0- 0.0-60.0 | 0.0 | 0.0 | 59.7 | 99.50 |
| 3794 | 0.0- 0.0-60.0 | 0.0 | 0.0 | 60.6 | 101.00 |
| 3946 | 0.0- 0.0-60.0 | 0.0 | 0.0 | 61.4 | 102.33 |
| 4138 | 0.0- 0.0-60.0 | 0.0 | 0.0 | 61.1 | 101.83 |
| 4139 | 0.0- 0.0-60.0 | 0.0 | 0.0 | 62.3 | 103.83 |
| 4279 | 0.0- 0.0-60.0 | 0.0 | 0.0 | 60.4 | 100.67 |
| 4282 | 0.0- 0.0-60.0 | 0.0 | 0.0 | 60.4 | 100.67 |
| 4335 | 0.0- 0.0-60.0 | 0.0 | 0.0 | 61.0 | 101.67 |
| 4407 | 0.0- 0.0-60.0 | 0.0 | 0.0 | 61.7 | 102.83 |
| 4455 | 0.0- 0.0-60.0 | 0.0 | 0.0 | 60.1 | 100.17 |
| 1734 | 0.0- 0.0-62.0 | 0.0 | 0.0 | 61.4 | 99.03 |
| 1735 | 0.0- 0.0-62.0 | 0.0 | 0.0 | 61.8 | 99.68 |
| 1894 | 0.0- 0.0-62.0 | 0.0 | 0.0 | 61.8 | 99.68 |
| 2333 | 0.0- 0.0-62.0 | 0.0 | 0.0 | 62.6 | 100.97 |
| 2337 | 0.0- 0.0-62.0 | 0.0 | 0.0 | 62.8 | 101.29 |
| 2338 | 0.0- 0.0-62.0 | 0.0 | 0.0 | 62.0 | 100.00 |
| 2339 | 0.0- 0.0-62.0 | 0.0 | 0.0 | 62.9 | 101.45 |
| 2548 | 0.0- 0.0-62.0 | 0.0 | 0.0 | 62.6 | 100.97 |
| 2556 | 0.0- 0.0-62.0 | 0.0 | 0.0 | 62.1 | 100.16 |
| 3163 | 0.0- 0.0-62.0 | 0.0 | 0.0 | 62.6 | 100.97 |
| 3384 | 0.0- 0.0-62.0 | 0.0 | 0.0 | 62.4 | 100.65 |
| 3625 | 0.0- 0.0-62.0 | 0.0 | 0.0 | 61.7 | 99.52 |
| 3803 | 0.0- 0.0-62.0 | 0.0 | 0.0 | 62.2 | 100.32 |
| 4330 | 0.0- 0.0-62.0 | 0.0 | 0.0 | 62.2 | 100.32 |
| 4408 | 0.0- 0.0-62.0 | 0.0 | 0.0 | 62.9 | 101.45 |
| 4590 | 0.0- 0.0-62.0 | 0.0 | 0.0 | 62.4 | 100.65 |
| 2751 | 0.0-46.0- 0.0 | 0.0 | 46.0 | 0.0 | 100.00 |
| 4272 | 0.0-46.0- 0.0 | 0.0 | 46.0 | 0.0 | 100.00 |
| 2214 | 11.0-52.0- 0.0 | 12.7 | 52.4 | 0.0 | 103.33 |
| 2442 | 11.0-52.0- 0.0 | 12.5 | 51.9 | 0.0 | 102.22 |
| 2443 | 11.0-52.0- 0.0 | 12.6 | 51.4 | 0.0 | 101.59 |
| 2445 | 11.0-52.0- 0.0 | 12.4 | 51.1 | 0.0 | 100.79 |
| 2446 | 11.0-52.0- 0.0 | 12.5 | 51.8 | 0.0 | 102.06 |
| 2447 | 11.0-52.0- 0.0 | 12.6 | 52.0 | 0.0 | 102.54 |
| 3571 | 11.0-52.0- 0.0 | 12.3 | 52.7 | 0.0 | 103.17 |
| 1681 | 18.0-46.0- 0.0 | 18.2 | 46.0 | 0.0 | 100.31 |
| 1683 | 18.0-46.0- 0.0 | 17.9 | 46.4 | 0.0 | 100.47 |
| 2052 | 18.0-46.0- 0.0 | 17.9 | 46.2 | 0.0 | 100.16 |
| 2055 | 18.0-46.0- 0.0 | 18.0 | 45.4 | 0.0 | 99.06 |
| 2222 | 18.0-46.0- 0.0 | 17.9 | 45.6 | 0.0 | 99.22 |
| 2230 | 18.0-46.0- 0.0 | 17.7 | 45.4 | 0.0 | 98.59 |
| 2235 | 18.0-46.0- 0.0 | 17.7 | 45.2 | 0.0 | 98.28 |
| 2466 | 18.0-46.0- 0.0 | 17.7 | 45.0 | 0.0 | 97.97 |
| 2479 | 18.0-46.0- 0.0 | 17.7 | 45.4 | 0.0 | 98.59 |
| 2709 | 18.0-46.0- 0.0 | 17.5 | 46.0 | 0.0 | 99.22 |
| 3106 | 18.0-46.0- 0.0 | 18.3 | 45.5 | 0.0 | 99.69 |
| 3322 | 18.0-46.0- 0.0 | 17.5 | 46.1 | 0.0 | 99.38 |

BULK DRY FERTILIZER

| MANUFACTURER | | % FOUND | | | % Relative Value | MANUFACTURER | | % FOUND | | | % Relative Value | | | | | | | | | | | | | | | | | | | | | | | | | | | | | | | | | | | | | | | | | | | | | | | | | | | | | | | | | | | | | | | | | | | | | | | | | | | | | | | | | | | | | | | | | | | | | | | | | | | | | | | | | | | | | | | | | | | | | | | | | | | | | | | | | | | | | | | | | | | | | | | | | | | | | | | | | | | | | | | | | | | | | | | | | | | | | | | | | | | | | | | | | | | | | | | | | | | | | | | | | | | | | | | | | | | | | | | | | | | | | | | | | | | | | | | | | | | | | | | | | | | | | | | | | | | | | | | | | | | | | | | | | | | | | | | | | | | | | | | | | | | | | | | | | | | | | | | | | | | | | | | | | | | | | | | | | | | | | | | | | | | | | | | | | | | | | | | | | | | | | | | | | | | | | | | | | | | | | | | | | | | | | | | | | | | | | | | | | | | | | | | | | | | | | | | | | | | | | | | | | | | | | | | | | | | | | | | | | | | | | | | | | | |
|------------------------|----------------|----------|-------------------------------|--------|------------------|--------------|---------------|----------|-------------------------------|-----------------|------------------|------|---------------|-----|--------------|------|-------|------|---------------|-----|-----|------|-------|------|---------------|-----|-----|------|--------|------|---------------|-----|-----|------|--------|------|---------------|-----|-----|------|--------|------|---------------|-----|-----|------|--------|------|---------------|-----|-----|------|--------|------|---------------|-----|-----|------|--------|------|---------------|-----|-----|------|--------|------|---------------|-----|-----|------|--------|------|---------------|-----|-----|------|--------|------|---------------|-----|-----|------|--------|------|---------------|-----|-----|------|--------|------|---------------|-----|-----|------|--------|------|---------------|-----|-----|------|-------|------|---------------|-----|-----|------|--------|------|---------------|-----|-----|------|--------|------|---------------|-----|-----|------|--------|------|---------------|-----|-----|------|--------|------|---------------|-----|-----|------|--------|------|---------------|-----|-----|------|--------|------|---------------|-----|-----|------|-------|------|---------------|-----|-----|------|-------|------|---------------|-----|-----|------|-------|------|---------------|-----|-----|------|--------|------|---------------|-----|-----|------|--------|------|---------------|-----|-----|------|--------|------|---------------|-----|-----|------|--------|------|---------------|-----|-----|------|--------|------|---------------|-----|-----|------|-------|------|---------------|-----|-----|------|--------|------|---------------|-----|-----|------|--------|------|---------------|-----|-----|------|--------|------|---------------|-----|-----|------|--------|------|---------------|-----|-----|------|--------|------|---------------|-----|-----|------|-------|------|---------------|-----|-----|------|--------|------|---------------|-----|-----|------|--------|------|---------------|-----|-----|------|--------|------|---------------|-----|-----|------|--------|------|---------------|-----|-----|------|--------|------|---------------|-----|-----|------|-------|------|---------------|-----|-----|------|-------|------|---------------|-----|-----|------|-------|------|---------------|-----|-----|------|-------|------|---------------|-----|-----|------|-------|------|---------------|-----|-----|------|-------|------|---------------|-----|-----|------|-------|------|---------------|-----|-----|------|--------|------|---------------|-----|-----|------|-------|------|---------------|-----|-----|------|-------|------|---------------|-----|-----|------|-------|------|---------------|-----|-----|------|-------|------|---------------|-----|-----|------|-------|------|---------------|-----|-----|------|-------|------|---------------|-----|-----|------|-------|------|---------------|-----|-----|------|-------|------|---------------|-----|-----|------|--------|------|---------------|-----|-----|------|-------|------|---------------|-----|-----|------|--------|------|---------------|-----|-----|------|--------|------|---------------|-----|-----|------|--------|------|---------------|-----|-----|------|--------|------|---------------|-----|-----|------|--------|------|---------------|-----|-----|------|-------|------|---------------|-----|-----|------|-------|------|---------------|-----|-----|------|-------|------|---------------|-----|-----|------|-------|------|---------------|-----|-----|------|-------|------|---------------|-----|-----|------|--------|------|---------------|-----|-----|------|-------|
| No. | Grade | Nitrogen | P ₂ O ₅ | Potash | | No. | Grade | Nitrogen | P ₂ O ₅ | Potash | | | | | | | | | | | | | | | | | | | | | | | | | | | | | | | | | | | | | | | | | | | | | | | | | | | | | | | | | | | | | | | | | | | | | | | | | | | | | | | | | | | | | | | | | | | | | | | | | | | | | | | | | | | | | | | | | | | | | | | | | | | | | | | | | | | | | | | | | | | | | | | | | | | | | | | | | | | | | | | | | | | | | | | | | | | | | | | | | | | | | | | | | | | | | | | | | | | | | | | | | | | | | | | | | | | | | | | | | | | | | | | | | | | | | | | | | | | | | | | | | | | | | | | | | | | | | | | | | | | | | | | | | | | | | | | | | | | | | | | | | | | | | | | | | | | | | | | | | | | | | | | | | | | | | | | | | | | | | | | | | | | | | | | | | | | | | | | | | | | | | | | | | | | | | | | | | | | | | | | | | | | | | | | | | | | | | | | | | | | | | | | | | | | | | | | | | | | | | | | | | | | | | | | | | | | | | | | | | | | | | | | | | | | |
| LANGE-STEGMANN COMPANY | | | | | ST LOUIS, MO | | | | | MFA PLANT FOODS | | | | | COLUMBIA, MO | | | | | | | | | | | | | | | | | | | | | | | | | | | | | | | | | | | | | | | | | | | | | | | | | | | | | | | | | | | | | | | | | | | | | | | | | | | | | | | | | | | | | | | | | | | | | | | | | | | | | | | | | | | | | | | | | | | | | | | | | | | | | | | | | | | | | | | | | | | | | | | | | | | | | | | | | | | | | | | | | | | | | | | | | | | | | | | | | | | | | | | | | | | | | | | | | | | | | | | | | | | | | | | | | | | | | | | | | | | | | | | | | | | | | | | | | | | | | | | | | | | | | | | | | | | | | | | | | | | | | | | | | | | | | | | | | | | | | | | | | | | | | | | | | | | | | | | | | | | | | | | | | | | | | | | | | | | | | | | | | | | | | | | | | | | | | | | | | | | | | | | | | | | | | | | | | | | | | | | | | | | | | | | | | | | | | | | | | | | | | | | | | | | | | | | | | | | | | | | | | | | | | | | | | | | | | | | | | | | | | | |
| 3776 | 18.0-46.0- 0.0 | 17.8 | 45.6 | 0.0 | 99.06 | 1712 | 0.0- 0.0-60.0 | 0.0 | 0.0 | 59.6 | 99.33 | 1713 | 0.0- 0.0-60.0 | 0.0 | 0.0 | 59.4 | 99.00 | 1714 | 0.0- 0.0-60.0 | 0.0 | 0.0 | 59.7 | 99.50 | 1863 | 0.0- 0.0-60.0 | 0.0 | 0.0 | 60.0 | 100.00 | 1865 | 0.0- 0.0-60.0 | 0.0 | 0.0 | 61.1 | 101.83 | 1878 | 0.0- 0.0-60.0 | 0.0 | 0.0 | 60.7 | 101.17 | 1882 | 0.0- 0.0-60.0 | 0.0 | 0.0 | 60.4 | 100.67 | 2005 | 0.0- 0.0-60.0 | 0.0 | 0.0 | 60.3 | 100.50 | 2006 | 0.0- 0.0-60.0 | 0.0 | 0.0 | 60.7 | 101.17 | 2007 | 0.0- 0.0-60.0 | 0.0 | 0.0 | 60.7 | 101.17 | 2008 | 0.0- 0.0-60.0 | 0.0 | 0.0 | 60.6 | 101.00 | 2091 | 0.0- 0.0-60.0 | 0.0 | 0.0 | 60.5 | 100.83 | 2313 | 0.0- 0.0-60.0 | 0.0 | 0.0 | 60.4 | 100.67 | 2315 | 0.0- 0.0-60.0 | 0.0 | 0.0 | 60.0 | 100.00 | 2316 | 0.0- 0.0-60.0 | 0.0 | 0.0 | 60.3 | 100.50 | 2319 | 0.0- 0.0-60.0 | 0.0 | 0.0 | 59.9 | 99.83 | 2326 | 0.0- 0.0-60.0 | 0.0 | 0.0 | 60.6 | 101.00 | 2519 | 0.0- 0.0-60.0 | 0.0 | 0.0 | 60.4 | 100.67 | 2520 | 0.0- 0.0-60.0 | 0.0 | 0.0 | 60.1 | 100.17 | 2534 | 0.0- 0.0-60.0 | 0.0 | 0.0 | 60.8 | 101.33 | 2760 | 0.0- 0.0-60.0 | 0.0 | 0.0 | 60.4 | 100.67 | 2761 | 0.0- 0.0-60.0 | 0.0 | 0.0 | 60.0 | 100.00 | 2771 | 0.0- 0.0-60.0 | 0.0 | 0.0 | 59.2 | 98.67 | 2774 | 0.0- 0.0-60.0 | 0.0 | 0.0 | 59.0 | 98.33 | 2943 | 0.0- 0.0-60.0 | 0.0 | 0.0 | 59.8 | 99.67 | 3373 | 0.0- 0.0-60.0 | 0.0 | 0.0 | 61.4 | 102.33 | 3374 | 0.0- 0.0-60.0 | 0.0 | 0.0 | 60.7 | 101.17 | 3616 | 0.0- 0.0-60.0 | 0.0 | 0.0 | 60.5 | 100.83 | 3799 | 0.0- 0.0-60.0 | 0.0 | 0.0 | 60.9 | 101.50 | 3941 | 0.0- 0.0-60.0 | 0.0 | 0.0 | 60.2 | 100.33 | 3943 | 0.0- 0.0-60.0 | 0.0 | 0.0 | 59.3 | 98.83 | 3945 | 0.0- 0.0-60.0 | 0.0 | 0.0 | 61.1 | 101.83 | 4042 | 0.0- 0.0-60.0 | 0.0 | 0.0 | 60.1 | 100.17 | 4043 | 0.0- 0.0-60.0 | 0.0 | 0.0 | 60.0 | 100.00 | 4140 | 0.0- 0.0-60.0 | 0.0 | 0.0 | 60.3 | 100.50 | 4200 | 0.0- 0.0-60.0 | 0.0 | 0.0 | 60.8 | 101.33 | 4283 | 0.0- 0.0-60.0 | 0.0 | 0.0 | 59.8 | 99.67 | 4382 | 0.0- 0.0-60.0 | 0.0 | 0.0 | 61.9 | 103.17 | 4409 | 0.0- 0.0-60.0 | 0.0 | 0.0 | 62.8 | 104.67 | 4458 | 0.0- 0.0-60.0 | 0.0 | 0.0 | 61.1 | 101.83 | 4537 | 0.0- 0.0-60.0 | 0.0 | 0.0 | 60.8 | 101.33 | 4586 | 0.0- 0.0-60.0 | 0.0 | 0.0 | 60.7 | 101.17 | 1728 | 0.0- 0.0-61.0 | 0.0 | 0.0 | 59.8 | 98.03 | 1883 | 0.0- 0.0-61.0 | 0.0 | 0.0 | 60.4 | 99.02 | 1884 | 0.0- 0.0-61.0 | 0.0 | 0.0 | 60.7 | 99.51 | 1887 | 0.0- 0.0-61.0 | 0.0 | 0.0 | 60.5 | 99.18 | 1888 | 0.0- 0.0-61.0 | 0.0 | 0.0 | 60.4 | 99.02 | 1889 | 0.0- 0.0-61.0 | 0.0 | 0.0 | 60.4 | 99.02 | 1890 | 0.0- 0.0-61.0 | 0.0 | 0.0 | 60.6 | 99.34 | 2094 | 0.0- 0.0-61.0 | 0.0 | 0.0 | 61.5 | 100.82 | 2331 | 0.0- 0.0-61.0 | 0.0 | 0.0 | 60.8 | 99.67 | 2537 | 0.0- 0.0-61.0 | 0.0 | 0.0 | 59.7 | 97.87 | 2539 | 0.0- 0.0-61.0 | 0.0 | 0.0 | 60.9 | 99.84 | 2950 | 0.0- 0.0-61.0 | 0.0 | 0.0 | 60.0 | 98.36 | 2951 | 0.0- 0.0-61.0 | 0.0 | 0.0 | 60.6 | 99.34 | 3154 | 0.0- 0.0-61.0 | 0.0 | 0.0 | 60.9 | 99.84 | 3377 | 0.0- 0.0-61.0 | 0.0 | 0.0 | 60.9 | 99.84 | 3378 | 0.0- 0.0-61.0 | 0.0 | 0.0 | 60.4 | 99.02 | 3950 | 0.0- 0.0-61.0 | 0.0 | 0.0 | 61.9 | 101.48 | 4050 | 0.0- 0.0-61.0 | 0.0 | 0.0 | 59.6 | 97.70 | 4051 | 0.0- 0.0-61.0 | 0.0 | 0.0 | 61.1 | 100.16 | 4141 | 0.0- 0.0-61.0 | 0.0 | 0.0 | 61.4 | 100.66 | 4142 | 0.0- 0.0-61.0 | 0.0 | 0.0 | 62.0 | 101.64 | 4143 | 0.0- 0.0-61.0 | 0.0 | 0.0 | 61.3 | 100.49 | 4144 | 0.0- 0.0-61.0 | 0.0 | 0.0 | 61.1 | 100.16 | 4145 | 0.0- 0.0-61.0 | 0.0 | 0.0 | 60.8 | 99.67 | 4146 | 0.0- 0.0-61.0 | 0.0 | 0.0 | 60.6 | 99.34 | 4147 | 0.0- 0.0-61.0 | 0.0 | 0.0 | 60.8 | 99.67 | 4203 | 0.0- 0.0-61.0 | 0.0 | 0.0 | 60.1 | 98.52 | 4285 | 0.0- 0.0-61.0 | 0.0 | 0.0 | 60.0 | 98.36 | 4383 | 0.0- 0.0-61.0 | 0.0 | 0.0 | 61.6 | 100.98 | 1741 | 0.0- 0.0-62.0 | 0.0 | 0.0 | 61.6 | 99.35 |

BULK DRY FERTILIZER

| MANUFACTURER | | % FOUND | | | % Relative Value |
|-----------------|---------------|----------|-------------------------------|--------|------------------|
| No. | Grade | Nitrogen | P ₂ O ₅ | Potash | |
| MFA PLANT FOODS | | | | | |
| COLUMBIA, MO | | | | | |
| 1743 | 0.0- 0.0-62.3 | 0.0 | 0.0 | 62.0 | 99.52 |
| 1744 | 0.0- 0.0-62.3 | 0.0 | 0.0 | 62.0 | 99.52 |
| 1745 | 0.0- 0.0-62.3 | 0.0 | 0.0 | 62.3 | 100.00 |
| 1891 | 0.0- 0.0-62.0 | 0.0 | 0.0 | 62.8 | 101.29 |
| 1893 | 0.0- 0.0-62.0 | 0.0 | 0.0 | 62.8 | 101.29 |
| 1898 | 0.0- 0.0-62.0 | 0.0 | 0.0 | 62.5 | 100.81 |
| 1907 | 0.0- 0.0-62.0 | 0.0 | 0.0 | 62.5 | 100.81 |
| 1908 | 0.0- 0.0-62.0 | 0.0 | 0.0 | 62.6 | 100.97 |
| 1910 | 0.0- 0.0-62.3 | 0.0 | 0.0 | 61.5 | 98.72 |
| 1911 | 0.0- 0.0-62.3 | 0.0 | 0.0 | 62.9 | 100.96 |
| 1913 | 0.0- 0.0-62.0 | 0.0 | 0.0 | 61.8 | 99.68 |
| 2098 | 0.0- 0.0-62.0 | 0.0 | 0.0 | 62.7 | 101.13 |
| 2099 | 0.0- 0.0-62.0 | 0.0 | 0.0 | 62.9 | 101.45 |
| 2100 | 0.0- 0.0-62.0 | 0.0 | 0.0 | 62.7 | 101.13 |
| 2101 | 0.0- 0.0-62.0 | 0.0 | 0.0 | 62.3 | 100.48 |
| 2102 | 0.0- 0.0-62.0 | 0.0 | 0.0 | 62.8 | 101.29 |
| 2104 | 0.0- 0.0-62.0 | 0.0 | 0.0 | 62.9 | 101.45 |
| 2105 | 0.0- 0.0-62.0 | 0.0 | 0.0 | 62.6 | 100.97 |
| 2111 | 0.0- 0.0-62.3 | 0.0 | 0.0 | 62.8 | 100.80 |
| 2341 | 0.0- 0.0-62.0 | 0.0 | 0.0 | 62.9 | 101.45 |
| 2344 | 0.0- 0.0-62.3 | 0.0 | 0.0 | 62.8 | 100.80 |
| 2345 | 0.0- 0.0-62.3 | 0.0 | 0.0 | 62.8 | 100.80 |
| 2346 | 0.0- 0.0-62.3 | 0.0 | 0.0 | 62.8 | 100.80 |
| 2541 | 0.0- 0.0-62.0 | 0.0 | 0.0 | 63.0 | 101.61 |
| 2550 | 0.0- 0.0-62.0 | 0.0 | 0.0 | 62.6 | 100.97 |
| 2557 | 0.0- 0.0-62.0 | 0.0 | 0.0 | 63.2 | 101.94 |
| 2558 | 0.0- 0.0-62.3 | 0.0 | 0.0 | 62.9 | 100.96 |
| 2776 | 0.0- 0.0-62.0 | 0.0 | 0.0 | 62.3 | 100.48 |
| 2777 | 0.0- 0.0-62.0 | 0.0 | 0.0 | 62.4 | 100.65 |
| 2779 | 0.0- 0.0-62.0 | 0.0 | 0.0 | 61.9 | 99.84 |
| 2953 | 0.0- 0.0-62.0 | 0.0 | 0.0 | 62.0 | 100.00 |
| 3158 | 0.0- 0.0-62.0 | 0.0 | 0.0 | 62.2 | 100.32 |
| 3159 | 0.0- 0.0-62.0 | 0.0 | 0.0 | 62.3 | 100.48 |
| 3164 | 0.0- 0.0-62.0 | 0.0 | 0.0 | 62.2 | 100.32 |
| 3165 | 0.0- 0.0-62.0 | 0.0 | 0.0 | 62.2 | 100.32 |
| 3167 | 0.0- 0.0-62.0 | 0.0 | 0.0 | 62.3 | 100.48 |
| 3170 | 0.0- 0.0-62.0 | 0.0 | 0.0 | 62.2 | 100.32 |
| 3171 | 0.0- 0.0-62.0 | 0.0 | 0.0 | 62.3 | 100.48 |
| 3172 | 0.0- 0.0-62.0 | 0.0 | 0.0 | 62.3 | 100.48 |
| 3173 | 0.0- 0.0-62.3 | 0.0 | 0.0 | 62.3 | 100.00 |
| 3385 | 0.0- 0.0-62.0 | 0.0 | 0.0 | 62.4 | 100.65 |
| 3621 | 0.0- 0.0-62.0 | 0.0 | 0.0 | 62.0 | 100.00 |
| 3622 | 0.0- 0.0-62.0 | 0.0 | 0.0 | 62.2 | 100.32 |
| 3626 | 0.0- 0.0-62.0 | 0.0 | 0.0 | 61.8 | 99.68 |
| 3630 | 0.0- 0.0-62.2 | 0.0 | 0.0 | 62.3 | 100.16 |
| 3631 | 0.0- 0.0-62.3 | 0.0 | 0.0 | 62.0 | 99.52 |
| 3804 | 0.0- 0.0-62.0 | 0.0 | 0.0 | 62.7 | 101.13 |
| 3805 | 0.0- 0.0-62.0 | 0.0 | 0.0 | 61.8 | 99.68 |
| 3952 | 0.0- 0.0-62.0 | 0.0 | 0.0 | 62.5 | 100.81 |
| 3953 | 0.0- 0.0-62.0 | 0.0 | 0.0 | 62.5 | 100.81 |
| 3954 | 0.0- 0.0-62.0 | 0.0 | 0.0 | 62.8 | 101.29 |
| 3955 | 0.0- 0.0-62.3 | 0.0 | 0.0 | 62.6 | 100.48 |
| 4052 | 0.0- 0.0-62.0 | 0.0 | 0.0 | 62.7 | 101.13 |
| 4054 | 0.0- 0.0-62.0 | 0.0 | 0.0 | 62.1 | 100.16 |
| 4055 | 0.0- 0.0-62.0 | 0.0 | 0.0 | 62.3 | 100.48 |
| 4057 | 0.0- 0.0-62.0 | 0.0 | 0.0 | 62.1 | 100.16 |
| 4150 | 0.0- 0.0-62.0 | 0.0 | 0.0 | 62.6 | 100.97 |
| 4152 | 0.0- 0.0-62.3 | 0.0 | 0.0 | 62.6 | 100.48 |
| 4153 | 0.0- 0.0-62.3 | 0.0 | 0.0 | 62.0 | 99.52 |
| 4289 | 0.0- 0.0-62.0 | 0.0 | 0.0 | 61.9 | 99.84 |
| 4328 | 0.0- 0.0-62.3 | 0.0 | 0.0 | 62.1 | 99.68 |
| 4331 | 0.0- 0.0-62.0 | 0.0 | 0.0 | 62.6 | 100.97 |
| 4332 | 0.0- 0.0-62.0 | 0.0 | 0.0 | 62.9 | 101.45 |
| 4333 | 0.0- 0.0-62.0 | 0.0 | 0.0 | 62.5 | 100.81 |
| 4405 | 0.0- 0.0-62.0 | 0.0 | 0.0 | 62.9 | 101.45 |
| 4406 | 0.0- 0.0-62.0 | 0.0 | 0.0 | 61.1 | 98.55 |
| 4459 | 0.0- 0.0-62.0 | 0.0 | 0.0 | 62.3 | 100.48 |
| 4460 | 0.0- 0.0-62.0 | 0.0 | 0.0 | 62.5 | 100.81 |
| 4461 | 0.0- 0.0-62.0 | 0.0 | 0.0 | 61.8 | 99.68 |
| 4462 | 0.0- 0.0-62.3 | 0.0 | 0.0 | 62.4 | 100.16 |
| 4541 | 0.0- 0.0-62.0 | 0.0 | 0.0 | 62.3 | 100.48 |
| 4599 | 0.0- 0.0-62.0 | 0.0 | 0.0 | 62.7 | 101.13 |

| MANUFACTURER | | % FOUND | | | % Relative Value |
|-----------------|----------------|----------|-------------------------------|--------|------------------|
| No. | Grade | Nitrogen | P ₂ O ₅ | Potash | |
| MFA PLANT FOODS | | | | | |
| COLUMBIA, MO | | | | | |
| 1746 | 0.0- 0.0-63.0 | 0.0 | 0.0 | 62.4 | 99.05 |
| 1912 | 0.0- 0.0-63.0 | 0.0 | 0.0 | 61.6 | 97.78 |
| 2781 | 0.0- 0.0-63.0 | 0.0 | 0.0 | 62.2 | 98.73 |
| 3632 | 0.0- 0.0-63.0 | 0.0 | 0.0 | 62.1 | 98.57 |
| 1704 | 0.0-46.0- 0.0 | 0.0 | 45.2 | 0.0 | 98.26 |
| 1854 | 0.0-46.0- 0.0 | 0.0 | 46.1 | 0.0 | 100.22 |
| 1855 | 0.0-46.0- 0.0 | 0.0 | 46.3 | 0.0 | 100.65 |
| 1857 | 0.0-46.0- 0.0 | 0.0 | 46.4 | 0.0 | 100.87 |
| 1858 | 0.0-46.0- 0.0 | 0.0 | 45.8 | 0.0 | 99.57 |
| 2073 | 0.0-46.0- 0.0 | 0.0 | 46.8 | 0.0 | 101.74 |
| 2074 | 0.0-46.0- 0.0 | 0.0 | 45.9 | 0.0 | 99.78 |
| 2075 | 0.0-46.0- 0.0 | 0.0 | 45.8 | 0.0 | 99.57 |
| 2076 | 0.0-46.0- 0.0 | 0.0 | 45.8 | 0.0 | 99.57 |
| 2077 | 0.0-46.0- 0.0 | 0.0 | 46.3 | 0.0 | 100.65 |
| 2304 | 0.0-46.0- 0.0 | 0.0 | 46.4 | 0.0 | 100.87 |
| 2305 | 0.0-46.0- 0.0 | 0.0 | 46.4 | 0.0 | 100.87 |
| 2306 | 0.0-46.0- 0.0 | 0.0 | 46.1 | 0.0 | 100.22 |
| 2518 | 0.0-46.0- 0.0 | 0.0 | 46.4 | 0.0 | 100.87 |
| 2748 | 0.0-46.0- 0.0 | 0.0 | 44.8 | 0.0 | 97.39 |
| 2750 | 0.0-46.0- 0.0 | 0.0 | 46.7 | 0.0 | 101.52 |
| 2752 | 0.0-46.0- 0.0 | 0.0 | 47.0 | 0.0 | 102.17 |
| 2753 | 0.0-46.0- 0.0 | 0.0 | 47.2 | 0.0 | 102.61 |
| 3604 | 0.0-46.0- 0.0 | 0.0 | 45.8 | 0.0 | 99.57 |
| 3605 | 0.0-46.0- 0.0 | 0.0 | 46.6 | 0.0 | 101.30 |
| 3939 | 0.0-46.0- 0.0 | 0.0 | 46.6 | 0.0 | 101.30 |
| 4040 | 0.0-46.0- 0.0 | 0.0 | 46.3 | 0.0 | 100.65 |
| 4135 | 0.0-46.0- 0.0 | 0.0 | 46.5 | 0.0 | 101.09 |
| 4270 | 0.0-46.0- 0.0 | 0.0 | 46.6 | 0.0 | 101.30 |
| 4377 | 0.0-46.0- 0.0 | 0.0 | 46.3 | 0.0 | 100.65 |
| 4453 | 0.0-46.0- 0.0 | 0.0 | 47.1 | 0.0 | 102.39 |
| 1666 | 11.0-52.0- 0.0 | 11.5 | 52.8 | 0.0 | 102.06 |
| 1671 | 11.0-52.0- 0.0 | 11.4 | 52.5 | 0.0 | 101.43 |
| 1672 | 11.0-52.0- 0.0 | 11.0 | 53.4 | 0.0 | 102.22 |
| 1803 | 11.0-52.0- 0.0 | 11.5 | 52.4 | 0.0 | 101.43 |
| 1806 | 11.0-52.0- 0.0 | 11.6 | 52.2 | 0.0 | 101.27 |
| 1812 | 11.0-52.0- 0.0 | 11.3 | 52.2 | 0.0 | 100.79 |
| 1813 | 11.0-52.0- 0.0 | 11.3 | 51.7 | 0.0 | 100.00 |
| 1814 | 11.0-52.0- 0.0 | 11.4 | 52.1 | 0.0 | 100.79 |
| 2002 | 11.0-52.0- 0.0 | 10.9 | 51.0 | 0.0 | 98.25 |
| 2003 | 11.0-52.0- 0.0 | 11.3 | 50.8 | 0.0 | 98.57 |
| 2209 | 11.0-52.0- 0.0 | 11.2 | 50.7 | 0.0 | 98.25 |
| 2210 | 11.0-52.0- 0.0 | 11.6 | 51.7 | 0.0 | 100.48 |
| 2215 | 11.0-52.0- 0.0 | 11.1 | 52.0 | 0.0 | 100.16 |
| 2216 | 11.0-52.0- 0.0 | 11.2 | 51.7 | 0.0 | 99.84 |
| 2437 | 11.0-52.0- 0.0 | 10.9 | 51.3 | 0.0 | 98.73 |
| 2438 | 11.0-52.0- 0.0 | 10.9 | 51.8 | 0.0 | 99.52 |
| 2444 | 11.0-52.0- 0.0 | 11.4 | 51.3 | 0.0 | 99.52 |
| 2448 | 11.0-52.0- 0.0 | 11.0 | 51.5 | 0.0 | 99.21 |
| 2697 | 11.0-52.0- 0.0 | 11.0 | 52.1 | 0.0 | 100.16 |
| 2698 | 11.0-52.0- 0.0 | 11.3 | 52.4 | 0.0 | 101.11 |
| 2702 | 11.0-52.0- 0.0 | 12.6 | 51.6 | 0.0 | 101.90 |
| 2703 | 11.0-52.0- 0.0 | 11.1 | 52.2 | 0.0 | 100.48 |
| 3086 | 11.0-52.0- 0.0 | 11.1 | 51.7 | 0.0 | 99.68 |
| 3087 | 11.0-52.0- 0.0 | 11.0 | 51.7 | 0.0 | 99.52 |
| 3089 | 11.0-52.0- 0.0 | 11.1 | 51.7 | 0.0 | 99.68 |
| 3091 | 11.0-52.0- 0.0 | 11.4 | 51.5 | 0.0 | 99.84 |
| 3092 | 11.0-52.0- 0.0 | 11.2 | 51.2 | 0.0 | 99.05 |
| 3317 | 11.0-52.0- 0.0 | 10.7 | 51.3 | 0.0 | 98.41 |
| 3569 | 11.0-52.0- 0.0 | 11.3 | 51.8 | 0.0 | 100.16 |
| 3572 | 11.0-52.0- 0.0 | 11.6 | 52.3 | 0.0 | 101.43 |
| 3913 | 11.0-52.0- 0.0 | 12.2 | 52.6 | 0.0 | 102.86 |
| 3914 | 11.0-52.0- 0.0 | 11.1 | 52.3 | 0.0 | 100.63 |
| 3915 | 11.0-52.0- 0.0 | 11.0 | 52.3 | 0.0 | 100.48 |
| 4021 | 11.0-52.0- 0.0 | 11.0 | 51.6 | 0.0 | 99.37 |
| 4022 | 11.0-52.0- 0.0 | 11.2 | 51.2 | 0.0 | 99.05 |
| 4111 | 11.0-52.0- 0.0 | 11.2 | 52.1 | 0.0 | 100.48 |
| 4183 | 11.0-52.0- 0.0 | 12.1 | 52.2 | 0.0 | 102.06 |
| 4327 | 11.0-52.0- 0.0 | 11.0 | 51.8 | 0.0 | 99.68 |
| 4361 | 11.0-52.0- 0.0 | 11.1 | 51.8 | 0.0 | 99.84 |
| 4438 | 11.0-52.0- 0.0 | 11.2 | 51.2 | 0.0 | 99.05 |
| 4573 | 11.0-52.0- 0.0 | 11.0 | 50.8 | 0.0 | 98.10 |
| 4595 | 11.0-52.0- 0.0 | 11.3 | 50.7 | 0.0 | 98.41 |

BULK DRY FERTILIZER

| MANUFACTURER | | % FOUND | | | % Relative Value |
|-----------------|----------------|----------|-------------------------------|--------|------------------|
| No. | Grade | Nitrogen | P ₂ O ₅ | Potash | |
| MFA PLANT FOODS | | | | | |
| COLUMBIA, MO | | | | | |
| 1675 | 18.0-46.0- 0.0 | 17.7 | 46.3 | 0.0 | 100.00 |
| 1677 | 18.0-46.0- 0.0 | 17.8 | 45.5 | 0.0 | 98.91 |
| 1678 | 18.0-46.0- 0.0 | 17.9 | 46.4 | 0.0 | 100.47 |
| 1682 | 18.0-46.0- 0.0 | 17.6 | 46.2 | 0.0 | 99.69 |
| 1688 | 18.0-46.0- 0.0 | 17.7 | 46.8 | 0.0 | 100.78 |
| 1696 | 18.0-46.0- 0.0 | 18.1 | 46.3 | 0.0 | 100.63 |
| 1699 | 18.0-46.0- 0.0 | 17.8 | 46.5 | 0.0 | 100.47 |
| 1702 | 18.0-46.0- 0.0 | 17.6 | 46.7 | 0.0 | 100.47 |
| 1817 | 18.0-46.0- 0.0 | 18.5 | 45.9 | 0.0 | 100.63 |
| 1823 | 18.0-46.0- 0.0 | 18.3 | 45.7 | 0.0 | 100.00 |
| 1825 | 18.0-46.0- 0.0 | 17.9 | 45.7 | 0.0 | 99.38 |
| 1827 | 18.0-46.0- 0.0 | 17.7 | 45.2 | 0.0 | 98.28 |
| 1838 | 18.0-46.0- 0.0 | 17.5 | 45.6 | 0.0 | 98.59 |
| 1839 | 18.0-46.0- 0.0 | 17.3 | 45.9 | 0.0 | 98.75 |
| 1840 | 18.0-46.0- 0.0 | 17.2 | 45.7 | 0.0 | 98.28 |
| 1841 | 18.0-46.0- 0.0 | 17.1 | 45.7 | 0.0 | 98.13 |
| 1842 | 18.0-46.0- 0.0 | 17.4 | 45.6 | 0.0 | 98.44 |
| 1843 | 18.0-46.0- 0.0 | 17.2 | 45.7 | 0.0 | 98.28 |
| 1846 | 18.0-46.0- 0.0 | 17.7 | 45.3 | 0.0 | 98.44 |
| 1848 | 18.0-46.0- 0.0 | 17.3 | 46.1 | 0.0 | 99.06 |
| 1850 | 18.0-46.0- 0.0 | 17.8 | 45.4 | 0.0 | 98.75 |
| 1851 | 18.0-46.0- 0.0 | 17.9 | 45.9 | 0.0 | 99.69 |
| 1999 | 18.0-46.0- 0.0 | 17.6 | 46.2 | 0.0 | 99.69 |
| 2000 | 18.0-46.0- 0.0 | 17.7 | 45.5 | 0.0 | 98.75 |
| 2001 | 18.0-46.0- 0.0 | 17.4 | 45.7 | 0.0 | 98.59 |
| 2050 | 18.0-46.0- 0.0 | 17.7 | 45.8 | 0.0 | 99.22 |
| 2051 | 18.0-46.0- 0.0 | 18.1 | 46.4 | 0.0 | 100.78 |
| 2054 | 18.0-46.0- 0.0 | 18.1 | 46.5 | 0.0 | 100.94 |
| 2056 | 18.0-46.0- 0.0 | 17.7 | 45.7 | 0.0 | 99.06 |
| 2057 | 18.0-46.0- 0.0 | 17.8 | 45.9 | 0.0 | 99.53 |
| 2058 | 18.0-46.0- 0.0 | 18.4 | 46.7 | 0.0 | 101.72 |
| 2059 | 18.0-46.0- 0.0 | 17.4 | 46.0 | 0.0 | 99.06 |
| 2061 | 18.0-46.0- 0.0 | 18.2 | 46.6 | 0.0 | 101.25 |
| 2064 | 18.0-46.0- 0.0 | 17.9 | 45.2 | 0.0 | 98.59 |
| 2067 | 18.0-46.0- 0.0 | 17.6 | 45.5 | 0.0 | 98.59 |
| 2224 | 18.0-46.0- 0.0 | 17.9 | 45.7 | 0.0 | 99.38 |
| 2225 | 18.0-46.0- 0.0 | 18.0 | 45.8 | 0.0 | 99.69 |
| 2226 | 18.0-46.0- 0.0 | 17.8 | 46.0 | 0.0 | 99.69 |
| 2229 | 18.0-46.0- 0.0 | 17.4 | 45.7 | 0.0 | 98.59 |
| 2237 | 18.0-46.0- 0.0 | 17.5 | 46.0 | 0.0 | 99.22 |
| 2238 | 18.0-46.0- 0.0 | 17.7 | 45.9 | 0.0 | 99.38 |
| 2240 | 18.0-46.0- 0.0 | 17.7 | 45.2 | 0.0 | 98.28 |
| 2241 | 18.0-46.0- 0.0 | 17.6 | 45.6 | 0.0 | 98.75 |
| 2245 | 18.0-46.0- 0.0 | 18.0 | 45.9 | 0.0 | 99.84 |
| 2246 | 18.0-46.0- 0.0 | 17.2 | 44.1 | 0.0 | 95.78* |
| 2247 | 18.0-46.0- 0.0 | 17.5 | 46.2 | 0.0 | 99.53 |
| 2449 | 18.0-46.0- 0.0 | 17.6 | 45.2 | 0.0 | 98.13 |
| 2453 | 18.0-46.0- 0.0 | 17.5 | 45.6 | 0.0 | 98.59 |
| 2456 | 18.0-46.0- 0.0 | 17.9 | 45.7 | 0.0 | 99.38 |
| 2465 | 18.0-46.0- 0.0 | 17.6 | 45.5 | 0.0 | 98.59 |
| 2469 | 18.0-46.0- 0.0 | 17.6 | 45.6 | 0.0 | 98.75 |
| 2472 | 18.0-46.0- 0.0 | 17.4 | 45.6 | 0.0 | 98.44 |
| 2473 | 18.0-46.0- 0.0 | 17.5 | 46.2 | 0.0 | 99.53 |
| 2475 | 18.0-46.0- 0.0 | 17.8 | 46.1 | 0.0 | 99.84 |
| 2478 | 18.0-46.0- 0.0 | 17.7 | 46.0 | 0.0 | 99.53 |
| 2480 | 18.0-46.0- 0.0 | 17.4 | 46.0 | 0.0 | 99.06 |
| 2481 | 18.0-46.0- 0.0 | 17.7 | 45.1 | 0.0 | 98.13 |
| 2704 | 18.0-46.0- 0.0 | 17.5 | 46.6 | 0.0 | 100.16 |
| 2707 | 18.0-46.0- 0.0 | 17.3 | 46.5 | 0.0 | 99.69 |
| 2711 | 18.0-46.0- 0.0 | 17.2 | 46.0 | 0.0 | 98.75 |
| 2714 | 18.0-46.0- 0.0 | 17.3 | 46.0 | 0.0 | 98.91 |
| 2716 | 18.0-46.0- 0.0 | 17.4 | 46.4 | 0.0 | 99.69 |
| 2718 | 18.0-46.0- 0.0 | 17.2 | 46.1 | 0.0 | 98.91 |
| 2726 | 18.0-46.0- 0.0 | 17.5 | 45.9 | 0.0 | 99.06 |
| 3100 | 18.0-46.0- 0.0 | 17.5 | 45.6 | 0.0 | 98.59 |
| 3101 | 18.0-46.0- 0.0 | 17.6 | 45.3 | 0.0 | 98.28 |
| 3104 | 18.0-46.0- 0.0 | 17.8 | 45.6 | 0.0 | 99.06 |
| 3107 | 18.0-46.0- 0.0 | 17.7 | 45.3 | 0.0 | 98.44 |
| 3108 | 18.0-46.0- 0.0 | 17.8 | 45.7 | 0.0 | 99.22 |
| 3110 | 18.0-46.0- 0.0 | 17.9 | 45.6 | 0.0 | 99.22 |
| 3112 | 18.0-46.0- 0.0 | 18.4 | 46.5 | 0.0 | 101.41 |
| 3119 | 18.0-46.0- 0.0 | 18.2 | 46.0 | 0.0 | 100.31 |

| MANUFACTURER | | % FOUND | | | % Relative Value |
|-----------------|----------------|----------|-------------------------------|--------|------------------|
| No. | Grade | Nitrogen | P ₂ O ₅ | Potash | |
| MFA PLANT FOODS | | | | | |
| COLUMBIA, MO | | | | | |
| 3120 | 18.0-46.0- 0.0 | 17.9 | 46.0 | 0.0 | 99.84 |
| 3325 | 18.0-46.0- 0.0 | 17.4 | 46.2 | 0.0 | 99.38 |
| 3331 | 18.0-46.0- 0.0 | 17.1 | 46.2 | 0.0 | 98.91 |
| 3333 | 18.0-46.0- 0.0 | 17.5 | 46.1 | 0.0 | 99.38 |
| 3334 | 18.0-46.0- 0.0 | 17.4 | 46.2 | 0.0 | 99.38 |
| 3573 | 18.0-46.0- 0.0 | 17.5 | 46.1 | 0.0 | 99.38 |
| 3577 | 18.0-46.0- 0.0 | 17.8 | 46.3 | 0.0 | 100.16 |
| 3578 | 18.0-46.0- 0.0 | 17.7 | 46.4 | 0.0 | 100.16 |
| 3580 | 18.0-46.0- 0.0 | 17.3 | 45.9 | 0.0 | 98.75 |
| 3582 | 18.0-46.0- 0.0 | 17.5 | 46.3 | 0.0 | 99.69 |
| 3777 | 18.0-46.0- 0.0 | 17.6 | 45.8 | 0.0 | 99.06 |
| 3780 | 18.0-46.0- 0.0 | 17.5 | 45.3 | 0.0 | 98.13 |
| 3786 | 18.0-46.0- 0.0 | 17.6 | 45.7 | 0.0 | 98.91 |
| 3916 | 18.0-46.0- 0.0 | 17.6 | 45.9 | 0.0 | 99.22 |
| 3922 | 18.0-46.0- 0.0 | 17.3 | 46.1 | 0.0 | 99.06 |
| 3925 | 18.0-46.0- 0.0 | 17.5 | 46.1 | 0.0 | 99.38 |
| 3926 | 18.0-46.0- 0.0 | 17.4 | 46.4 | 0.0 | 99.69 |
| 4024 | 18.0-46.0- 0.0 | 17.6 | 45.7 | 0.0 | 98.91 |
| 4028 | 18.0-46.0- 0.0 | 17.3 | 45.8 | 0.0 | 98.59 |
| 4032 | 18.0-46.0- 0.0 | 17.4 | 45.7 | 0.0 | 98.59 |
| 4034 | 18.0-46.0- 0.0 | 17.6 | 45.7 | 0.0 | 98.91 |
| 4115 | 18.0-46.0- 0.0 | 17.5 | 45.8 | 0.0 | 98.91 |
| 4117 | 18.0-46.0- 0.0 | 17.5 | 45.7 | 0.0 | 98.75 |
| 4118 | 18.0-46.0- 0.0 | 17.7 | 45.4 | 0.0 | 98.59 |
| 4120 | 18.0-46.0- 0.0 | 17.8 | 45.5 | 0.0 | 98.91 |
| 4121 | 18.0-46.0- 0.0 | 17.6 | 45.7 | 0.0 | 98.91 |
| 4189 | 18.0-46.0- 0.0 | 17.6 | 44.8 | 0.0 | 97.50 |
| 4246 | 18.0-46.0- 0.0 | 17.9 | 45.6 | 0.0 | 99.22 |
| 4254 | 18.0-46.0- 0.0 | 17.4 | 45.7 | 0.0 | 98.59 |
| 4256 | 18.0-46.0- 0.0 | 17.8 | 45.5 | 0.0 | 98.91 |
| 4257 | 18.0-46.0- 0.0 | 17.9 | 45.4 | 0.0 | 98.91 |
| 4366 | 18.0-46.0- 0.0 | 17.6 | 46.4 | 0.0 | 100.00 |
| 4367 | 18.0-46.0- 0.0 | 17.6 | 45.9 | 0.0 | 99.22 |
| 4368 | 18.0-46.0- 0.0 | 17.5 | 46.7 | 0.0 | 100.31 |
| 4371 | 18.0-46.0- 0.0 | 17.5 | 46.9 | 0.0 | 100.63 |
| 4440 | 18.0-46.0- 0.0 | 17.5 | 45.5 | 0.0 | 98.44 |
| 4444 | 18.0-46.0- 0.0 | 17.7 | 45.7 | 0.0 | 99.06 |
| 4447 | 18.0-46.0- 0.0 | 17.7 | 45.7 | 0.0 | 99.06 |
| 4509 | 18.0-46.0- 0.0 | 18.2 | 46.3 | 0.0 | 100.78 |
| 4596 | 18.0-46.0- 0.0 | 17.7 | 46.8 | 0.0 | 100.78 |
| 1776** | 21.0- 0.0- 0.0 | 21.3 | 0.0 | 0.0 | 101.43 |
| 1777** | 21.0- 0.0- 0.0 | 21.6 | 0.0 | 0.0 | 102.86 |
| 1991** | 21.0- 0.0- 0.0 | 21.3 | 0.0 | 0.0 | 101.43 |
| 1992** | 21.0- 0.0- 0.0 | 21.1 | 0.0 | 0.0 | 100.48 |
| 2135** | 21.0- 0.0- 0.0 | 21.0 | 0.0 | 0.0 | 100.00 |
| 2373** | 21.0- 0.0- 0.0 | 20.8 | 0.0 | 0.0 | 99.05 |
| 2374** | 21.0- 0.0- 0.0 | 20.8 | 0.0 | 0.0 | 99.05 |
| 2376** | 21.0- 0.0- 0.0 | 20.7 | 0.0 | 0.0 | 98.57 |
| 2606** | 21.0- 0.0- 0.0 | 20.0 | 0.0 | 0.0 | 95.24* |
| 2608** | 21.0- 0.0- 0.0 | 20.8 | 0.0 | 0.0 | 99.05 |
| 2845** | 21.0- 0.0- 0.0 | 21.1 | 0.0 | 0.0 | 100.48 |
| 3218** | 21.0- 0.0- 0.0 | 21.2 | 0.0 | 0.0 | 100.95 |
| 3460** | 21.0- 0.0- 0.0 | 20.7 | 0.0 | 0.0 | 98.57 |
| 3980** | 21.0- 0.0- 0.0 | 20.9 | 0.0 | 0.0 | 99.52 |
| 3981** | 21.0- 0.0- 0.0 | 21.3 | 0.0 | 0.0 | 101.43 |
| 4402 | 21.0- 0.0- 0.0 | 34.0 | 0.0 | 0.0 | 161.90 |
| 4403** | 21.0- 0.0- 0.0 | 21.0 | 0.0 | 0.0 | 100.00 |
| 4404** | 21.0- 0.0- 0.0 | 21.1 | 0.0 | 0.0 | 100.48 |
| 2132 | 33.5- 0.0- 0.0 | 33.4 | 0.0 | 0.0 | 99.70 |
| 2368 | 33.5- 0.0- 0.0 | 33.2 | 0.0 | 0.0 | 99.10 |
| 2595 | 33.5- 0.0- 0.0 | 33.0 | 0.0 | 0.0 | 98.51 |
| 2598 | 33.5- 0.0- 0.0 | 33.4 | 0.0 | 0.0 | 99.70 |
| 2600 | 33.5- 0.0- 0.0 | 32.9 | 0.0 | 0.0 | 98.21 |
| 2602 | 33.5- 0.0- 0.0 | 32.9 | 0.0 | 0.0 | 98.21 |
| 2603 | 33.5- 0.0- 0.0 | 32.9 | 0.0 | 0.0 | 98.21 |
| 2604 | 33.5- 0.0- 0.0 | 32.9 | 0.0 | 0.0 | 98.21 |
| 2826 | 33.5- 0.0- 0.0 | 32.1 | 0.0 | 0.0 | 95.82* |
| 2835 | 33.5- 0.0- 0.0 | 33.4 | 0.0 | 0.0 | 99.70 |
| 2840 | 33.5- 0.0- 0.0 | 32.9 | 0.0 | 0.0 | 98.21 |
| 3005 | 33.5- 0.0- 0.0 | 32.6 | 0.0 | 0.0 | 97.31 |
| 3214 | 33.5- 0.0- 0.0 | 33.5 | 0.0 | 0.0 | 100.00 |
| 3455 | 33.5- 0.0- 0.0 | 33.3 | 0.0 | 0.0 | 99.40 |

BULK DRY FERTILIZER

| MANUFACTURER | | % FOUND | | | % Relative Value |
|-----------------|----------------|----------|-------------------------------|--------|------------------|
| No. | Grade | Nitrogen | P ₂ O ₅ | Potash | |
| MFA PLANT FOODS | | | | | |
| COLUMBIA, MO | | | | | |
| 3457 | 33.5- 0.0- 0.0 | 33.3 | 0.0 | 0.0 | 99.40 |
| 3694 | 33.5- 0.0- 0.0 | 32.6 | 0.0 | 0.0 | 97.31 |
| 3865 | 33.5- 0.0- 0.0 | 34.5 | 0.0 | 0.0 | 102.99 |
| 3979 | 33.5- 0.0- 0.0 | 33.3 | 0.0 | 0.0 | 99.40 |
| 4073 | 33.5- 0.0- 0.0 | 33.1 | 0.0 | 0.0 | 98.81 |
| 4400 | 33.5- 0.0- 0.0 | 33.9 | 0.0 | 0.0 | 101.19 |
| 4469 | 33.0- 0.0- 0.0 | 33.7 | 0.0 | 0.0 | 102.12 |
| 4470 | 33.0- 0.0- 0.0 | 33.2 | 0.0 | 0.0 | 100.61 |
| 4473 | 33.5- 0.0- 0.0 | 33.8 | 0.0 | 0.0 | 100.90 |
| 4475 | 33.5- 0.0- 0.0 | 33.3 | 0.0 | 0.0 | 99.40 |
| 1753 | 34.0- 0.0- 0.0 | 33.9 | 0.0 | 0.0 | 99.71 |
| 1754 | 34.0- 0.0- 0.0 | 33.1 | 0.0 | 0.0 | 97.35 |
| 1757 | 34.0- 0.0- 0.0 | 34.2 | 0.0 | 0.0 | 100.59 |
| 1763 | 34.0- 0.0- 0.0 | 33.2 | 0.0 | 0.0 | 97.65 |
| 1764 | 34.0- 0.0- 0.0 | 33.0 | 0.0 | 0.0 | 97.06 |
| 1773 | 34.0- 0.0- 0.0 | 34.1 | 0.0 | 0.0 | 100.29 |
| 1774 | 34.0- 0.0- 0.0 | 33.1 | 0.0 | 0.0 | 97.35 |
| 1929 | 34.0- 0.0- 0.0 | 33.6 | 0.0 | 0.0 | 98.82 |
| 1930 | 34.0- 0.0- 0.0 | 33.5 | 0.0 | 0.0 | 98.53 |
| 1931 | 34.0- 0.0- 0.0 | 33.9 | 0.0 | 0.0 | 99.71 |
| 1932 | 34.0- 0.0- 0.0 | 33.9 | 0.0 | 0.0 | 99.71 |
| 1933 | 34.0- 0.0- 0.0 | 33.9 | 0.0 | 0.0 | 99.71 |
| 1938 | 34.0- 0.0- 0.0 | 34.1 | 0.0 | 0.0 | 100.29 |
| 1939 | 34.0- 0.0- 0.0 | 34.1 | 0.0 | 0.0 | 100.29 |
| 1950 | 34.0- 0.0- 0.0 | 34.1 | 0.0 | 0.0 | 100.29 |
| 1951 | 34.0- 0.0- 0.0 | 34.0 | 0.0 | 0.0 | 100.00 |
| 1952 | 34.0- 0.0- 0.0 | 34.8 | 0.0 | 0.0 | 102.35 |
| 1953 | 34.0- 0.0- 0.0 | 35.0 | 0.0 | 0.0 | 102.94 |
| 1968 | 34.0- 0.0- 0.0 | 33.7 | 0.0 | 0.0 | 99.12 |
| 1970 | 34.0- 0.0- 0.0 | 34.6 | 0.0 | 0.0 | 101.76 |
| 1971 | 34.0- 0.0- 0.0 | 34.4 | 0.0 | 0.0 | 101.18 |
| 1974 | 34.0- 0.0- 0.0 | 33.5 | 0.0 | 0.0 | 98.53 |
| 1977 | 34.0- 0.0- 0.0 | 33.0 | 0.0 | 0.0 | 97.06 |
| 1978 | 34.0- 0.0- 0.0 | 34.2 | 0.0 | 0.0 | 100.59 |
| 1979 | 34.0- 0.0- 0.0 | 32.9 | 0.0 | 0.0 | 96.76* |
| 1980 | 34.0- 0.0- 0.0 | 34.6 | 0.0 | 0.0 | 101.76 |
| 1982 | 34.0- 0.0- 0.0 | 33.6 | 0.0 | 0.0 | 98.82 |
| 1983 | 34.0- 0.0- 0.0 | 33.6 | 0.0 | 0.0 | 98.82 |
| 1994 | 34.0- 0.0- 0.0 | 34.1 | 0.0 | 0.0 | 100.29 |
| 1995 | 34.0- 0.0- 0.0 | 34.1 | 0.0 | 0.0 | 100.29 |
| 1996 | 34.0- 0.0- 0.0 | 34.0 | 0.0 | 0.0 | 100.00 |
| 1997 | 34.0- 0.0- 0.0 | 33.9 | 0.0 | 0.0 | 99.71 |
| 2114 | 34.0- 0.0- 0.0 | 0.0 | 0.0 | 0.0 | 97.35 |
| 2115 | 34.0- 0.0- 0.0 | 33.3 | 0.0 | 0.0 | 97.94 |
| 2116 | 34.0- 0.0- 0.0 | 0.0 | 0.0 | 0.0 | 97.06 |
| 2118 | 34.0- 0.0- 0.0 | 34.5 | 0.0 | 0.0 | 101.47 |
| 2121 | 34.0- 0.0- 0.0 | 33.2 | 0.0 | 0.0 | 97.65 |
| 2122 | 34.0- 0.0- 0.0 | 33.0 | 0.0 | 0.0 | 97.06 |
| 2124 | 34.0- 0.0- 0.0 | 34.2 | 0.0 | 0.0 | 100.59 |
| 2351 | 34.0- 0.0- 0.0 | 33.1 | 0.0 | 0.0 | 97.35 |
| 2352 | 34.0- 0.0- 0.0 | 34.4 | 0.0 | 0.0 | 101.18 |
| 2353 | 34.0- 0.0- 0.0 | 34.4 | 0.0 | 0.0 | 101.18 |
| 2355 | 34.0- 0.0- 0.0 | 35.0 | 0.0 | 0.0 | 102.94 |
| 2358 | 34.0- 0.0- 0.0 | 33.1 | 0.0 | 0.0 | 97.35 |
| 2360 | 34.0- 0.0- 0.0 | 33.7 | 0.0 | 0.0 | 99.12 |
| 2365 | 34.0- 0.0- 0.0 | 32.8 | 0.0 | 0.0 | 96.47* |
| 2574 | 34.0- 0.0- 0.0 | 34.5 | 0.0 | 0.0 | 101.47 |
| 2576 | 34.0- 0.0- 0.0 | 33.0 | 0.0 | 0.0 | 97.06 |
| 2582 | 34.0- 0.0- 0.0 | 34.9 | 0.0 | 0.0 | 102.65 |
| 2591 | 34.0- 0.0- 0.0 | 34.4 | 0.0 | 0.0 | 101.18 |
| 2812 | 34.0- 0.0- 0.0 | 34.7 | 0.0 | 0.0 | 102.06 |
| 2813 | 34.0- 0.0- 0.0 | 35.1 | 0.0 | 0.0 | 103.24 |
| 2815 | 34.0- 0.0- 0.0 | 34.3 | 0.0 | 0.0 | 100.88 |
| 2822 | 34.0- 0.0- 0.0 | 33.9 | 0.0 | 0.0 | 99.71 |
| 2824 | 34.0- 0.0- 0.0 | 32.9 | 0.0 | 0.0 | 96.76* |
| 3198 | 34.0- 0.0- 0.0 | 33.0 | 0.0 | 0.0 | 97.06 |
| 3199 | 34.0- 0.0- 0.0 | 34.8 | 0.0 | 0.0 | 102.35 |
| 3202 | 34.0- 0.0- 0.0 | 33.2 | 0.0 | 0.0 | 97.65 |
| 3205 | 34.0- 0.0- 0.0 | 33.2 | 0.0 | 0.0 | 97.65 |
| 3436 | 34.0- 0.0- 0.0 | 34.0 | 0.0 | 0.0 | 100.00 |
| 3438 | 34.0- 0.0- 0.0 | 32.9 | 0.0 | 0.0 | 96.76* |
| 3440 | 34.0- 0.0- 0.0 | 33.8 | 0.0 | 0.0 | 99.41 |

| MANUFACTURER | | % FOUND | | | % Relative Value |
|-----------------|----------------|----------|-------------------------------|--------|------------------|
| No. | Grade | Nitrogen | P ₂ O ₅ | Potash | |
| MFA PLANT FOODS | | | | | |
| COLUMBIA, MO | | | | | |
| 3441 | 34.0- 0.0- 0.0 | 33.9 | 0.0 | 0.0 | 99.71 |
| 3442 | 34.0- 0.0- 0.0 | 33.9 | 0.0 | 0.0 | 99.71 |
| 3445 | 34.0- 0.0- 0.0 | 34.2 | 0.0 | 0.0 | 100.59 |
| 3447 | 34.0- 0.0- 0.0 | 34.3 | 0.0 | 0.0 | 100.88 |
| 3448 | 34.0- 0.0- 0.0 | 34.5 | 0.0 | 0.0 | 101.47 |
| 3681 | 34.0- 0.0- 0.0 | 34.6 | 0.0 | 0.0 | 101.76 |
| 3682 | 34.0- 0.0- 0.0 | 34.4 | 0.0 | 0.0 | 101.18 |
| 3686 | 34.0- 0.0- 0.0 | 33.2 | 0.0 | 0.0 | 97.65 |
| 3687 | 34.0- 0.0- 0.0 | 35.1 | 0.0 | 0.0 | 103.24 |
| 3860 | 34.0- 0.0- 0.0 | 34.3 | 0.0 | 0.0 | 100.88 |
| 3861 | 34.0- 0.0- 0.0 | 34.5 | 0.0 | 0.0 | 101.47 |
| 3862 | 34.0- 0.0- 0.0 | 34.3 | 0.0 | 0.0 | 100.88 |
| 3863 | 34.0- 0.0- 0.0 | 34.0 | 0.0 | 0.0 | 100.00 |
| 3970 | 34.0- 0.0- 0.0 | 33.2 | 0.0 | 0.0 | 97.65 |
| 3971 | 34.0- 0.0- 0.0 | 34.3 | 0.0 | 0.0 | 100.88 |
| 3972 | 34.0- 0.0- 0.0 | 34.6 | 0.0 | 0.0 | 101.76 |
| 3973 | 34.0- 0.0- 0.0 | 34.5 | 0.0 | 0.0 | 101.47 |
| 4078 | 34.0- 0.0- 0.0 | 34.4 | 0.0 | 0.0 | 101.18 |
| 4079 | 34.0- 0.0- 0.0 | 34.3 | 0.0 | 0.0 | 100.88 |
| 4080 | 34.0- 0.0- 0.0 | 34.1 | 0.0 | 0.0 | 100.29 |
| 4156 | 34.0- 0.0- 0.0 | 34.5 | 0.0 | 0.0 | 101.47 |
| 4157 | 34.0- 0.0- 0.0 | 34.6 | 0.0 | 0.0 | 101.76 |
| 4158 | 34.0- 0.0- 0.0 | 34.2 | 0.0 | 0.0 | 100.59 |
| 4159 | 34.0- 0.0- 0.0 | 34.6 | 0.0 | 0.0 | 101.76 |
| 4161 | 34.0- 0.0- 0.0 | 34.2 | 0.0 | 0.0 | 100.59 |
| 4163 | 34.0- 0.0- 0.0 | 33.2 | 0.0 | 0.0 | 97.65 |
| 4207 | 34.0- 0.0- 0.0 | 34.8 | 0.0 | 0.0 | 102.35 |
| 4211 | 34.0- 0.0- 0.0 | 34.0 | 0.0 | 0.0 | 100.00 |
| 4212 | 34.0- 0.0- 0.0 | 34.1 | 0.0 | 0.0 | 100.29 |
| 4300 | 34.0- 0.0- 0.0 | 34.2 | 0.0 | 0.0 | 100.59 |
| 4317 | 34.0- 0.0- 0.0 | 34.1 | 0.0 | 0.0 | 100.29 |
| 4401 | 34.0- 0.0- 0.0 | 34.7 | 0.0 | 0.0 | 102.06 |
| 4476 | 34.0- 0.0- 0.0 | 34.5 | 0.0 | 0.0 | 101.47 |
| 4543 | 34.0- 0.0- 0.0 | 33.1 | 0.0 | 0.0 | 97.35 |
| 1642 | 46.0- 0.0- 0.0 | 46.5 | 0.0 | 0.0 | 101.09 |
| 1643 | 46.0- 0.0- 0.0 | 46.4 | 0.0 | 0.0 | 100.87 |
| 1646 | 46.0- 0.0- 0.0 | 46.6 | 0.0 | 0.0 | 101.30 |
| 1647 | 46.0- 0.0- 0.0 | 45.6 | 0.0 | 0.0 | 99.13 |
| 1648 | 46.0- 0.0- 0.0 | 46.7 | 0.0 | 0.0 | 101.52 |
| 1650 | 46.0- 0.0- 0.0 | 46.9 | 0.0 | 0.0 | 101.96 |
| 1656 | 46.0- 0.0- 0.0 | 46.5 | 0.0 | 0.0 | 101.09 |
| 1657 | 46.0- 0.0- 0.0 | 46.7 | 0.0 | 0.0 | 101.52 |
| 1658 | 46.0- 0.0- 0.0 | 46.3 | 0.0 | 0.0 | 100.65 |
| 1780 | 46.0- 0.0- 0.0 | 46.3 | 0.0 | 0.0 | 100.65 |
| 1783 | 46.0- 0.0- 0.0 | 46.4 | 0.0 | 0.0 | 100.87 |
| 1784 | 46.0- 0.0- 0.0 | 46.1 | 0.0 | 0.0 | 100.22 |
| 1786 | 46.0- 0.0- 0.0 | 46.3 | 0.0 | 0.0 | 100.65 |
| 1789 | 46.0- 0.0- 0.0 | 46.5 | 0.0 | 0.0 | 101.09 |
| 1791 | 46.0- 0.0- 0.0 | 46.6 | 0.0 | 0.0 | 101.30 |
| 2013 | 46.0- 0.0- 0.0 | 46.4 | 0.0 | 0.0 | 100.87 |
| 2023 | 46.0- 0.0- 0.0 | 46.4 | 0.0 | 0.0 | 100.87 |
| 2024 | 46.0- 0.0- 0.0 | 46.2 | 0.0 | 0.0 | 100.43 |
| 2025 | 46.0- 0.0- 0.0 | 46.2 | 0.0 | 0.0 | 100.43 |
| 2026 | 46.0- 0.0- 0.0 | 46.4 | 0.0 | 0.0 | 100.87 |
| 2027 | 46.0- 0.0- 0.0 | 45.9 | 0.0 | 0.0 | 99.78 |
| 2029 | 46.0- 0.0- 0.0 | 46.4 | 0.0 | 0.0 | 100.87 |
| 2153 | 46.0- 0.0- 0.0 | 46.3 | 0.0 | 0.0 | 100.65 |
| 2154 | 46.0- 0.0- 0.0 | 46.2 | 0.0 | 0.0 | 100.43 |
| 2155 | 46.0- 0.0- 0.0 | 46.2 | 0.0 | 0.0 | 100.43 |
| 2156 | 46.0- 0.0- 0.0 | 46.3 | 0.0 | 0.0 | 100.65 |
| 2158 | 46.0- 0.0- 0.0 | 46.1 | 0.0 | 0.0 | 100.22 |
| 2161 | 46.0- 0.0- 0.0 | 46.4 | 0.0 | 0.0 | 100.87 |
| 2163 | 46.0- 0.0- 0.0 | 46.2 | 0.0 | 0.0 | 100.43 |
| 2164 | 46.0- 0.0- 0.0 | 46.4 | 0.0 | 0.0 | 100.87 |
| 2165 | 46.0- 0.0- 0.0 | 46.3 | 0.0 | 0.0 | 100.65 |
| 2166 | 46.0- 0.0- 0.0 | 46.3 | 0.0 | 0.0 | 100.65 |
| 2386 | 46.0- 0.0- 0.0 | 46.4 | 0.0 | 0.0 | 100.87 |
| 2388 | 46.0- 0.0- 0.0 | 46.4 | 0.0 | 0.0 | 100.87 |
| 2390 | 46.0- 0.0- 0.0 | 46.0 | 0.0 | 0.0 | 100.00 |
| 2399 | 46.0- 0.0- 0.0 | 46.5 | 0.0 | 0.0 | 101.09 |
| 2402 | 46.0- 0.0- 0.0 | 46.4 | 0.0 | 0.0 | 100.87 |
| 2403 | 46.0- 0.0- 0.0 | 45.8 | 0.0 | 0.0 | 99.57 |

BULK DRY FERTILIZER

| MANUFACTURER | | % FOUND | | | % Relative Value |
|-----------------------|----------------|--------------|-------------------------------|------------------|------------------|
| No. | Grade | Nitrogen | P ₂ O ₅ | Potash | |
| MFA PLANT FOODS | | COLUMBIA, MO | | | |
| 2405 | 46.0- 0.0- 0.0 | 46.4 | 0.0 | 0.0 | 100.87 |
| 2407 | 46.0- 0.0- 0.0 | 46.2 | 0.0 | 0.0 | 100.43 |
| 2408 | 46.0- 0.0- 0.0 | 46.5 | 0.0 | 0.0 | 101.09 |
| 2409 | 46.0- 0.0- 0.0 | 45.9 | 0.0 | 0.0 | 99.78 |
| 2636 | 46.0- 0.0- 0.0 | 46.5 | 0.0 | 0.0 | 101.09 |
| 2638 | 46.0- 0.0- 0.0 | 46.3 | 0.0 | 0.0 | 100.65 |
| 2639 | 46.0- 0.0- 0.0 | 46.4 | 0.0 | 0.0 | 100.87 |
| 2640 | 46.0- 0.0- 0.0 | 45.8 | 0.0 | 0.0 | 99.57 |
| 2868 | 46.0- 0.0- 0.0 | 46.0 | 0.0 | 0.0 | 100.00 |
| 2870 | 46.0- 0.0- 0.0 | 46.3 | 0.0 | 0.0 | 100.65 |
| 3023 | 46.0- 0.0- 0.0 | 46.1 | 0.0 | 0.0 | 100.22 |
| 3024 | 46.0- 0.0- 0.0 | 46.4 | 0.0 | 0.0 | 100.87 |
| 3025 | 46.0- 0.0- 0.0 | 46.3 | 0.0 | 0.0 | 100.65 |
| 3027 | 46.0- 0.0- 0.0 | 46.4 | 0.0 | 0.0 | 100.87 |
| 3029 | 46.0- 0.0- 0.0 | 46.2 | 0.0 | 0.0 | 100.43 |
| 3030 | 46.0- 0.0- 0.0 | 46.2 | 0.0 | 0.0 | 100.43 |
| 3034 | 46.0- 0.0- 0.0 | 46.5 | 0.0 | 0.0 | 101.09 |
| 3035 | 46.0- 0.0- 0.0 | 46.5 | 0.0 | 0.0 | 101.09 |
| 3043 | 46.0- 0.0- 0.0 | 46.3 | 0.0 | 0.0 | 100.65 |
| 3044 | 46.0- 0.0- 0.0 | 46.3 | 0.0 | 0.0 | 100.65 |
| 3255 | 46.0- 0.0- 0.0 | 46.7 | 0.0 | 0.0 | 101.52 |
| 3262 | 46.0- 0.0- 0.0 | 46.5 | 0.0 | 0.0 | 101.09 |
| 3265 | 46.0- 0.0- 0.0 | 46.1 | 0.0 | 0.0 | 100.22 |
| 3495 | 46.0- 0.0- 0.0 | 46.5 | 0.0 | 0.0 | 101.09 |
| 3496 | 46.0- 0.0- 0.0 | 46.0 | 0.0 | 0.0 | 100.00 |
| 3497 | 46.0- 0.0- 0.0 | 46.2 | 0.0 | 0.0 | 100.43 |
| 3498 | 46.0- 0.0- 0.0 | 46.1 | 0.0 | 0.0 | 100.22 |
| 3500 | 46.0- 0.0- 0.0 | 46.3 | 0.0 | 0.0 | 100.65 |
| 3501 | 46.0- 0.0- 0.0 | 46.2 | 0.0 | 0.0 | 100.43 |
| 3721 | 46.0- 0.0- 0.0 | 46.2 | 0.0 | 0.0 | 100.43 |
| 3887 | 46.0- 0.0- 0.0 | 46.4 | 0.0 | 0.0 | 100.87 |
| 3890 | 46.0- 0.0- 0.0 | 46.3 | 0.0 | 0.0 | 100.65 |
| 3891 | 46.0- 0.0- 0.0 | 45.9 | 0.0 | 0.0 | 99.78 |
| 3892 | 46.0- 0.0- 0.0 | 45.9 | 0.0 | 0.0 | 99.78 |
| 4000 | 46.0- 0.0- 0.0 | 46.1 | 0.0 | 0.0 | 100.22 |
| 4005 | 46.0- 0.0- 0.0 | 45.8 | 0.0 | 0.0 | 99.57 |
| 4006 | 46.0- 0.0- 0.0 | 46.1 | 0.0 | 0.0 | 100.22 |
| 4007 | 46.0- 0.0- 0.0 | 46.1 | 0.0 | 0.0 | 100.22 |
| 4090 | 46.0- 0.0- 0.0 | 46.1 | 0.0 | 0.0 | 100.22 |
| 4093 | 46.0- 0.0- 0.0 | 46.2 | 0.0 | 0.0 | 100.43 |
| 4094 | 46.0- 0.0- 0.0 | 45.9 | 0.0 | 0.0 | 99.78 |
| 4095 | 46.0- 0.0- 0.0 | 45.9 | 0.0 | 0.0 | 99.78 |
| 4171 | 46.0- 0.0- 0.0 | 46.3 | 0.0 | 0.0 | 100.65 |
| 4225 | 46.0- 0.0- 0.0 | 46.4 | 0.0 | 0.0 | 100.87 |
| 4426 | 46.0- 0.0- 0.0 | 46.3 | 0.0 | 0.0 | 100.65 |
| 4594 | 46.0- 0.0- 0.0 | 46.5 | 0.0 | 0.0 | 101.09 |
| #TOTALS - NO. SAMPLES | | 974 | - | SMPLS MISBRANDED | 9 - 99.96 |

| MANUFACTURER | | % FOUND | | | % Relative Value |
|-----------------|----------------|-----------|-------------------------------|--------|------------------|
| No. | Grade | Nitrogen | P ₂ O ₅ | Potash | |
| MFA PLANT FOODS | | HAYTI, MO | | | |
| 1867 | 0.0- 0.0-60.0 | 0.0 | 0.0 | 60.7 | 101.17 |
| 1869 | 0.0- 0.0-60.0 | 0.0 | 0.0 | 60.5 | 100.83 |
| 2081 | 0.0- 0.0-60.0 | 0.0 | 0.0 | 60.4 | 100.67 |
| 2082 | 0.0- 0.0-60.0 | 0.0 | 0.0 | 60.6 | 101.00 |
| 2314 | 0.0- 0.0-60.0 | 0.0 | 0.0 | 60.4 | 100.67 |
| 2766 | 0.0- 0.0-60.0 | 0.0 | 0.0 | 59.9 | 99.83 |
| 3614 | 0.0- 0.0-60.0 | 0.0 | 0.0 | 60.3 | 100.50 |
| 3615 | 0.0- 0.0-60.0 | 0.0 | 0.0 | 60.5 | 100.83 |
| 4136 | 0.0- 0.0-60.0 | 0.0 | 0.0 | 61.0 | 101.67 |
| 2095 | 0.0- 0.0-62.0 | 0.0 | 0.0 | 62.3 | 100.48 |
| 2754 | 0.0-46.0- 0.0 | 0.0 | 46.8 | 0.0 | 101.74 |
| 3603 | 0.0-46.0- 0.0 | 0.0 | 46.0 | 0.0 | 100.00 |
| 2047 | 11.0-52.0- 0.0 | 11.0 | 52.6 | 0.0 | 100.95 |
| 1833 | 18.0-46.0- 0.0 | 17.7 | 45.6 | 0.0 | 98.91 |
| 2049 | 18.0-46.0- 0.0 | 17.9 | 45.8 | 0.0 | 99.53 |
| 3575 | 18.0-46.0- 0.0 | 17.4 | 45.8 | 0.0 | 98.75 |
| 3917 | 18.0-46.0- 0.0 | 17.5 | 46.4 | 0.0 | 99.84 |
| 4112 | 18.0-46.0- 0.0 | 17.8 | 45.8 | 0.0 | 99.38 |
| 2137** | 21.0- 0.0- 0.0 | 21.1 | 0.0 | 0.0 | 100.48 |
| 2371** | 21.0- 0.0- 0.0 | 20.8 | 0.0 | 0.0 | 99.05 |
| 2372** | 21.0- 0.0- 0.0 | 21.0 | 0.0 | 0.0 | 100.00 |
| 2843** | 21.0- 0.0- 0.0 | 21.0 | 0.0 | 0.0 | 100.00 |
| 4165** | 21.0- 0.0- 0.0 | 20.9 | 0.0 | 0.0 | 99.52 |

| MANUFACTURER | | % FOUND | | | % Relative Value |
|---------------------------|----------------|--------------------|-------------------------------|------------------|------------------|
| No. | Grade | Nitrogen | P ₂ O ₅ | Potash | |
| MFA PLANT FOODS | | HAYTI, MO | | | |
| 3454 | 33.5- 0.0- 0.0 | 32.8 | 0.0 | 0.0 | 97.91 |
| 1946 | 34.0- 0.0- 0.0 | 33.1 | 0.0 | 0.0 | 97.35 |
| 2349 | 34.0- 0.0- 0.0 | 33.1 | 0.0 | 0.0 | 97.35 |
| 2821 | 34.0- 0.0- 0.0 | 32.9 | 0.0 | 0.0 | 96.76* |
| 2017 | 46.0- 0.0- 0.0 | 46.4 | 0.0 | 0.0 | 100.87 |
| 2019 | 46.0- 0.0- 0.0 | 46.6 | 0.0 | 0.0 | 101.30 |
| 2151 | 46.0- 0.0- 0.0 | 46.3 | 0.0 | 0.0 | 100.65 |
| 2152 | 46.0- 0.0- 0.0 | 46.5 | 0.0 | 0.0 | 101.09 |
| 2393 | 46.0- 0.0- 0.0 | 46.4 | 0.0 | 0.0 | 100.87 |
| 2642 | 46.0- 0.0- 0.0 | 46.2 | 0.0 | 0.0 | 100.43 |
| 3493 | 46.0- 0.0- 0.0 | 46.4 | 0.0 | 0.0 | 100.87 |
| 4230 | 46.0- 0.0- 0.0 | 46.3 | 0.0 | 0.0 | 100.65 |
| 4424 | 46.0- 0.0- 0.0 | 46.3 | 0.0 | 0.0 | 100.65 |
| #TOTALS - NO. SAMPLES | | 77 | - | SMPLS MISBRANDED | 1 - 100.49 |
| MIDWEST AGRI-CHEMICO, INC | | CAPE GIRARDEAU, MO | | | |
| 1706** | 0.0- 0.0-20.0 | 0.0 | 0.0 | 21.7 | 108.50 |
| 1722 | 0.0- 0.0-60.0 | 0.0 | 0.0 | 60.5 | 100.83 |
| 1861 | 0.0- 0.0-60.0 | 0.0 | 0.0 | 61.2 | 102.00 |
| 1862 | 0.0- 0.0-60.0 | 0.0 | 0.0 | 60.6 | 101.00 |
| 1868 | 0.0- 0.0-60.0 | 0.0 | 0.0 | 60.2 | 100.33 |
| 1871 | 0.0- 0.0-60.0 | 0.0 | 0.0 | 61.4 | 102.33 |
| 1872 | 0.0- 0.0-60.0 | 0.0 | 0.0 | 60.8 | 101.33 |
| 1873 | 0.0- 0.0-60.0 | 0.0 | 0.0 | 60.7 | 101.17 |
| 1879 | 0.0- 0.0-60.0 | 0.0 | 0.0 | 60.7 | 101.17 |
| 1881 | 0.0- 0.0-60.0 | 0.0 | 0.0 | 60.3 | 100.50 |
| 2088 | 0.0- 0.0-60.0 | 0.0 | 0.0 | 60.4 | 100.67 |
| 2325 | 0.0- 0.0-60.0 | 0.0 | 0.0 | 59.9 | 99.83 |
| 2524 | 0.0- 0.0-60.0 | 0.0 | 0.0 | 60.6 | 101.00 |
| 2526 | 0.0- 0.0-60.0 | 0.0 | 0.0 | 60.2 | 100.33 |
| 2527 | 0.0- 0.0-60.0 | 0.0 | 0.0 | 60.6 | 101.00 |
| 2528 | 0.0- 0.0-60.0 | 0.0 | 0.0 | 60.8 | 101.33 |
| 2533 | 0.0- 0.0-60.0 | 0.0 | 0.0 | 60.2 | 100.33 |
| 2767 | 0.0- 0.0-60.0 | 0.0 | 0.0 | 59.6 | 99.33 |
| 2944 | 0.0- 0.0-60.0 | 0.0 | 0.0 | 60.1 | 100.17 |
| 2949 | 0.0- 0.0-60.0 | 0.0 | 0.0 | 60.3 | 100.50 |
| 3363 | 0.0- 0.0-60.0 | 0.0 | 0.0 | 61.0 | 101.67 |
| 3364 | 0.0- 0.0-60.0 | 0.0 | 0.0 | 61.2 | 102.00 |
| 3365 | 0.0- 0.0-60.0 | 0.0 | 0.0 | 61.2 | 102.00 |
| 3366 | 0.0- 0.0-60.0 | 0.0 | 0.0 | 61.4 | 102.33 |
| 3371 | 0.0- 0.0-60.0 | 0.0 | 0.0 | 60.6 | 101.00 |
| 3372 | 0.0- 0.0-60.0 | 0.0 | 0.0 | 60.2 | 100.33 |
| 3618 | 0.0- 0.0-60.0 | 0.0 | 0.0 | 60.3 | 100.50 |
| 3619 | 0.0- 0.0-60.0 | 0.0 | 0.0 | 60.3 | 100.50 |
| 3793 | 0.0- 0.0-60.0 | 0.0 | 0.0 | 60.7 | 101.17 |
| 3798 | 0.0- 0.0-60.0 | 0.0 | 0.0 | 60.1 | 100.17 |
| 3944 | 0.0- 0.0-60.0 | 0.0 | 0.0 | 60.8 | 101.33 |
| 3947 | 0.0- 0.0-60.0 | 0.0 | 0.0 | 61.4 | 102.33 |
| 4044 | 0.0- 0.0-60.0 | 0.0 | 0.0 | 60.2 | 100.33 |
| 4048 | 0.0- 0.0-60.0 | 0.0 | 0.0 | 60.7 | 101.17 |
| 4049 | 0.0- 0.0-60.0 | 0.0 | 0.0 | 60.1 | 100.17 |
| 4277 | 0.0- 0.0-60.0 | 0.0 | 0.0 | 59.5 | 99.17 |
| 4281 | 0.0- 0.0-60.0 | 0.0 | 0.0 | 60.6 | 101.00 |
| 4457 | 0.0- 0.0-60.0 | 0.0 | 0.0 | 60.0 | 100.00 |
| 1724 | 0.0- 0.0-61.0 | 0.0 | 0.0 | 59.8 | 98.03 |
| 3155 | 0.0- 0.0-61.0 | 0.0 | 0.0 | 61.7 | 101.15 |
| 2517 | 0.0-46.0- 0.0 | 0.0 | 46.5 | 0.0 | 101.09 |
| 3358 | 0.0-46.0- 0.0 | 0.0 | 46.5 | 0.0 | 101.09 |
| 4271 | 0.0-46.0- 0.0 | 0.0 | 46.5 | 0.0 | 101.09 |
| 4454 | 0.0-46.0- 0.0 | 0.0 | 46.5 | 0.0 | 101.09 |
| 1831 | 18.0-46.0- 0.0 | 17.8 | 45.6 | 0.0 | 99.06 |
| 1832 | 18.0-46.0- 0.0 | 18.2 | 46.1 | 0.0 | 100.47 |
| 1835 | 18.0-46.0- 0.0 | 17.9 | 46.0 | 0.0 | 99.84 |
| 1836 | 18.0-46.0- 0.0 | 18.2 | 46.2 | 0.0 | 100.63 |
| 1845 | 18.0-46.0- 0.0 | 17.8 | 46.2 | 0.0 | 100.00 |
| 2053 | 18.0-46.0- 0.0 | 18.4 | 46.7 | 0.0 | 101.72 |
| 2060 | 18.0-46.0- 0.0 | 18.4 | 46.4 | 0.0 | 101.25 |
| 2458 | 18.0-46.0- 0.0 | 18.2 | 46.2 | 0.0 | 100.63 |
| 2459 | 18.0-46.0- 0.0 | 17.8 | 46.0 | 0.0 | 99.69 |
| 2460 | 18.0-46.0- 0.0 | 17.5 | 46.0 | 0.0 | 99.22 |
| 2710 | 18.0-46.0- 0.0 | 17.3 | 46.3 | 0.0 | 99.38 |
| 2715 | 18.0-46.0- 0.0 | 18.3 | 46.4 | 0.0 | 101.09 |

BULK DRY FERTILIZER

| MANUFACTURER | | % FOUND | | | % Relative Value |
|--|----------------|--------------------|-------------------------------|--------|------------------|
| No. | Grade | Nitrogen | P ₂ O ₅ | Potash | |
| MIDWEST AGRI-CHEMICO, INC | | CAPE GIRARDEAU, MO | | | |
| 2719 | 18.0-46.0- 0.0 | 18.0 | 46.8 | 0.0 | 101.25 |
| 2923 | 18.0-46.0- 0.0 | 17.8 | 46.2 | 0.0 | 100.00 |
| 3105 | 18.0-46.0- 0.0 | 18.5 | 45.1 | 0.0 | 99.38 |
| 3335 | 18.0-46.0- 0.0 | 17.9 | 46.1 | 0.0 | 100.00 |
| 3340 | 18.0-46.0- 0.0 | 18.4 | 46.1 | 0.0 | 100.78 |
| 3923 | 18.0-46.0- 0.0 | 18.0 | 45.8 | 0.0 | 99.69 |
| 3924 | 18.0-46.0- 0.0 | 18.1 | 46.5 | 0.0 | 100.94 |
| 4029 | 18.0-46.0- 0.0 | 18.1 | 46.3 | 0.0 | 100.63 |
| 4035 | 18.0-46.0- 0.0 | 18.0 | 46.4 | 0.0 | 100.63 |
| 4116 | 18.0-46.0- 0.0 | 18.1 | 46.1 | 0.0 | 100.31 |
| 4249 | 18.0-46.0- 0.0 | 18.4 | 46.0 | 0.0 | 100.63 |
| 4253 | 18.0-46.0- 0.0 | 17.8 | 45.3 | 0.0 | 98.59 |
| 4443 | 18.0-46.0- 0.0 | 17.7 | 45.2 | 0.0 | 98.28 |
| 4446 | 18.0-46.0- 0.0 | 17.7 | 45.2 | 0.0 | 98.28 |
| 4512 | 18.0-46.0- 0.0 | 18.0 | 46.0 | 0.0 | 100.00 |
| 4579 | 18.0-46.0- 0.0 | 17.8 | 45.0 | 0.0 | 98.13 |
| 3463** | 21.0- 0.0- 0.0 | 20.8 | 0.0 | 0.0 | 99.05 |
| 3464** | 21.0- 0.0- 0.0 | 20.8 | 0.0 | 0.0 | 99.05 |
| 2369 | 33.5- 0.0- 0.0 | 33.6 | 0.0 | 0.0 | 100.30 |
| 2599 | 33.5- 0.0- 0.0 | 32.9 | 0.0 | 0.0 | 98.21 |
| 4308 | 33.5- 0.0- 0.0 | 33.0 | 0.0 | 0.0 | 98.51 |
| 1765 | 34.0- 0.0- 0.0 | 34.6 | 0.0 | 0.0 | 101.76 |
| 1766 | 34.0- 0.0- 0.0 | 34.3 | 0.0 | 0.0 | 100.88 |
| 1767 | 34.0- 0.0- 0.0 | 34.2 | 0.0 | 0.0 | 100.59 |
| 1768 | 34.0- 0.0- 0.0 | 34.4 | 0.0 | 0.0 | 101.18 |
| 1948 | 34.0- 0.0- 0.0 | 33.9 | 0.0 | 0.0 | 99.71 |
| 2356 | 34.0- 0.0- 0.0 | 34.8 | 0.0 | 0.0 | 102.35 |
| 2589 | 34.0- 0.0- 0.0 | 33.9 | 0.0 | 0.0 | 99.71 |
| 2828 | 34.0- 0.0- 0.0 | 34.9 | 0.0 | 0.0 | 102.65 |
| 2829 | 34.0- 0.0- 0.0 | 35.0 | 0.0 | 0.0 | 102.94 |
| 2834 | 34.0- 0.0- 0.0 | 33.2 | 0.0 | 0.0 | 97.65 |
| 3003 | 34.0- 0.0- 0.0 | 34.6 | 0.0 | 0.0 | 101.76 |
| 3439 | 34.0- 0.0- 0.0 | 33.9 | 0.0 | 0.0 | 99.71 |
| 3451 | 34.0- 0.0- 0.0 | 33.2 | 0.0 | 0.0 | 97.65 |
| 3453 | 34.0- 0.0- 0.0 | 34.1 | 0.0 | 0.0 | 100.29 |
| 3689 | 34.0- 0.0- 0.0 | 32.9 | 0.0 | 0.0 | 96.76* |
| 3856 | 34.0- 0.0- 0.0 | 34.4 | 0.0 | 0.0 | 101.18 |
| 3858 | 34.0- 0.0- 0.0 | 34.4 | 0.0 | 0.0 | 101.18 |
| 4077 | 34.0- 0.0- 0.0 | 34.3 | 0.0 | 0.0 | 100.88 |
| 4302 | 34.0- 0.0- 0.0 | 33.3 | 0.0 | 0.0 | 97.94 |
| 4304 | 34.0- 0.0- 0.0 | 34.2 | 0.0 | 0.0 | 100.59 |
| 4477 | 34.0- 0.0- 0.0 | 33.2 | 0.0 | 0.0 | 97.65 |
| 1655 | 46.0- 0.0- 0.0 | 46.5 | 0.0 | 0.0 | 101.09 |
| 1781 | 46.0- 0.0- 0.0 | 46.4 | 0.0 | 0.0 | 100.87 |
| 1785 | 46.0- 0.0- 0.0 | 46.2 | 0.0 | 0.0 | 100.43 |
| 2022 | 46.0- 0.0- 0.0 | 46.4 | 0.0 | 0.0 | 100.87 |
| 2392 | 46.0- 0.0- 0.0 | 46.3 | 0.0 | 0.0 | 100.65 |
| 3267 | 46.0- 0.0- 0.0 | 46.5 | 0.0 | 0.0 | 101.09 |
| 3269 | 46.0- 0.0- 0.0 | 46.4 | 0.0 | 0.0 | 100.87 |
| 3270 | 46.0- 0.0- 0.0 | 46.2 | 0.0 | 0.0 | 100.43 |
| 3889 | 46.0- 0.0- 0.0 | 46.2 | 0.0 | 0.0 | 100.43 |
| 4003 | 46.0- 0.0- 0.0 | 45.8 | 0.0 | 0.0 | 99.57 |
| 4004 | 46.0- 0.0- 0.0 | 45.7 | 0.0 | 0.0 | 99.35 |
| #TOTALS - NO. SAMPLES 178 - SMPLS MISBRANDED 2 - | | | | | 100.30 |
| MIDWEST FERTILIZER, INC | | PAOLA, KS | | | |
| 1711 | 0.0- 0.0-60.0 | 0.0 | 0.0 | 59.4 | 99.00 |
| 2090 | 0.0- 0.0-60.0 | 0.0 | 0.0 | 60.7 | 101.17 |
| 2762 | 0.0- 0.0-60.0 | 0.0 | 0.0 | 60.0 | 100.00 |
| 2772 | 0.0- 0.0-60.0 | 0.0 | 0.0 | 59.0 | 98.33 |
| 3949 | 0.0- 0.0-60.0 | 0.0 | 0.0 | 59.9 | 99.83 |
| 2106 | 0.0- 0.0-62.0 | 0.0 | 0.0 | 61.8 | 99.68 |
| 1679 | 18.0-46.0- 0.0 | 18.3 | 45.8 | 0.0 | 100.16 |
| 1684 | 18.0-46.0- 0.0 | 17.6 | 46.5 | 0.0 | 100.16 |
| 2063 | 18.0-46.0- 0.0 | 17.6 | 45.5 | 0.0 | 98.59 |
| 2227 | 18.0-46.0- 0.0 | 17.8 | 46.2 | 0.0 | 100.00 |
| 2708 | 18.0-46.0- 0.0 | 17.6 | 46.8 | 0.0 | 100.63 |
| 3574 | 18.0-46.0- 0.0 | 17.8 | 46.5 | 0.0 | 100.47 |
| 3928 | 18.0-46.0- 0.0 | 17.6 | 46.4 | 0.0 | 100.00 |
| 2836 | 33.5- 0.0- 0.0 | 34.0 | 0.0 | 0.0 | 101.49 |
| 1755 | 34.0- 0.0- 0.0 | 33.6 | 0.0 | 0.0 | 98.82 |
| 1758 | 34.0- 0.0- 0.0 | 33.7 | 0.0 | 0.0 | 99.12 |

| MANUFACTURER | | % FOUND | | | % Relative Value |
|---|----------------|-----------------|-------------------------------|--------|------------------|
| No. | Grade | Nitrogen | P ₂ O ₅ | Potash | |
| MIDWEST FERTILIZER, INC | | PAOLA, KS | | | |
| 1759 | 34.0- 0.0- 0.0 | 33.8 | 0.0 | 0.0 | 99.41 |
| 1934 | 34.0- 0.0- 0.0 | 33.8 | 0.0 | 0.0 | 99.41 |
| 1969 | 34.0- 0.0- 0.0 | 33.6 | 0.0 | 0.0 | 98.82 |
| 2120 | 34.0- 0.0- 0.0 | 33.8 | 0.0 | 0.0 | 99.41 |
| 2354 | 34.0- 0.0- 0.0 | 33.8 | 0.0 | 0.0 | 99.41 |
| 2816 | 34.0- 0.0- 0.0 | 33.8 | 0.0 | 0.0 | 99.41 |
| 3683 | 34.0- 0.0- 0.0 | 34.0 | 0.0 | 0.0 | 100.00 |
| 3975 | 34.0- 0.0- 0.0 | 33.4 | 0.0 | 0.0 | 98.24 |
| 1645 | 46.0- 0.0- 0.0 | 46.3 | 0.0 | 0.0 | 100.65 |
| 1790 | 46.0- 0.0- 0.0 | 46.2 | 0.0 | 0.0 | 100.43 |
| 2028 | 46.0- 0.0- 0.0 | 46.7 | 0.0 | 0.0 | 101.52 |
| 2641 | 46.0- 0.0- 0.0 | 46.2 | 0.0 | 0.0 | 100.43 |
| 3494 | 46.0- 0.0- 0.0 | 46.3 | 0.0 | 0.0 | 100.65 |
| 3894 | 46.0- 0.0- 0.0 | 45.6 | 0.0 | 0.0 | 99.13 |
| #TOTALS - NO. SAMPLES 57 - SMPLS MISBRANDED 0 - | | | | | 99.91 |
| MIDWEST PLANT FOOD & SUPPLY | | SPRINGFIELD, MO | | | |
| #TOTALS - NO. SAMPLES 1 - SMPLS MISBRANDED 0 - | | | | | 100.31 |
| MIDWESTERN BIO-AG PRODS & SERV INC | | BLUE MOUNDS, WI | | | |
| 3789 | 0.0- 1.0- 0.0 | 0.0 | 4.2 | 0.0 | 420.00 |
| 3757 | 10.0- 9.0-10.0 | 10.0 | 10.6 | 11.8 | 110.42 |
| #TOTALS - NO. SAMPLES 2 - SMPLS MISBRANDED 0 - | | | | | 122.80 |
| MISSISSIPPI CHEMICAL COMPANY, LP | | YAZOO CITY, MS | | | |
| 1880 | 0.0- 0.0-60.0 | 0.0 | 0.0 | 59.7 | 99.50 |
| 2530 | 0.0- 0.0-60.0 | 0.0 | 0.0 | 59.8 | 99.67 |
| 4201 | 0.0- 0.0-60.0 | 0.0 | 0.0 | 62.0 | 103.33 |
| 4202 | 0.0- 0.0-60.0 | 0.0 | 0.0 | 62.4 | 104.00 |
| 1847 | 18.0-46.0- 0.0 | 17.8 | 45.9 | 0.0 | 99.53 |
| 1943 | 34.0- 0.0- 0.0 | 34.0 | 0.0 | 0.0 | 100.00 |
| #TOTALS - NO. SAMPLES 13 - SMPLS MISBRANDED 0 - | | | | | 101.00 |
| MISSISSIPPI PHOSPHATES CORPORATION | | YAZOO CITY, MS | | | |
| 1981 | 34.0- 0.0- 0.0 | 33.8 | 0.0 | 0.0 | 99.41 |
| #TOTALS - NO. SAMPLES 1 - SMPLS MISBRANDED 0 - | | | | | 99.41 |
| MISSISSIPPI POTASH INC. | | YAZOO CITY, MS | | | |
| 3797 | 0.0- 0.0-60.0 | 0.0 | 0.0 | 59.9 | 99.83 |
| 1886 | 0.0- 0.0-61.0 | 0.0 | 0.0 | 62.4 | 102.30 |
| 1899 | 0.0- 0.0-62.0 | 0.0 | 0.0 | 62.1 | 100.16 |
| 1900 | 0.0- 0.0-62.0 | 0.0 | 0.0 | 62.7 | 101.13 |
| 1901 | 0.0- 0.0-62.0 | 0.0 | 0.0 | 62.1 | 100.16 |
| 1905 | 0.0- 0.0-62.0 | 0.0 | 0.0 | 60.8 | 98.06 |
| 2097 | 0.0- 0.0-62.0 | 0.0 | 0.0 | 62.5 | 100.81 |
| 2340 | 0.0- 0.0-62.0 | 0.0 | 0.0 | 62.1 | 100.16 |
| 2342 | 0.0- 0.0-62.0 | 0.0 | 0.0 | 62.3 | 100.48 |
| 2547 | 0.0- 0.0-62.0 | 0.0 | 0.0 | 61.0 | 98.39 |
| 3387 | 0.0- 0.0-62.0 | 0.0 | 0.0 | 62.6 | 100.97 |
| 4286 | 0.0- 0.0-62.0 | 0.0 | 0.0 | 62.0 | 100.00 |
| 4287 | 0.0- 0.0-62.0 | 0.0 | 0.0 | 61.6 | 99.35 |
| #TOTALS - NO. SAMPLES 27 - SMPLS MISBRANDED 0 - | | | | | 100.51 |
| NATURE'S BLEND ORGANIC FERTILIZER | | O'FALLON, MO | | | |
| 4269 | 1.0- 1.0- 0.0 | 1.3 | 1.4 | 0.0 | 135.00 |
| 4533 | 1.0- 1.0- 0.0 | 1.9 | 1.5 | 0.0 | 170.00 |
| #TOTALS - NO. SAMPLES 2 - SMPLS MISBRANDED 0 - | | | | | 152.50 |
| BRUCE OAKLEY INC | | BEEBE, AR | | | |
| 4276 | 0.0- 0.0-60.0 | 0.0 | 0.0 | 60.6 | 101.00 |
| 4278 | 0.0- 0.0-60.0 | 0.0 | 0.0 | 60.4 | 100.67 |
| 4280 | 0.0- 0.0-60.0 | 0.0 | 0.0 | 60.0 | 100.00 |
| 4247 | 18.0-46.0- 0.0 | 17.9 | 45.5 | 0.0 | 99.06 |
| 4250 | 18.0-46.0- 0.0 | 18.3 | 45.8 | 0.0 | 100.16 |
| 4252 | 18.0-46.0- 0.0 | 18.2 | 45.6 | 0.0 | 99.69 |
| 4307 | 33.5- 0.0- 0.0 | 33.3 | 0.0 | 0.0 | 99.40 |
| 4076 | 34.0- 0.0- 0.0 | 33.5 | 0.0 | 0.0 | 98.53 |
| 4303 | 34.0- 0.0- 0.0 | 33.1 | 0.0 | 0.0 | 97.35 |
| 4305 | 34.0- 0.0- 0.0 | 33.2 | 0.0 | 0.0 | 97.65 |
| #TOTALS - NO. SAMPLES 17 - SMPLS MISBRANDED 0 - | | | | | 99.60 |

BULK DRY FERTILIZER

| MANUFACTURER | | % FOUND | | | % Relative Value |
|------------------------|----------------|----------------------|-------------------------------|--------|------------------|
| No. | Grade | Nitrogen | P ₂ O ₅ | Potash | |
| OAKLEY FERTILIZER, INC | | N LITTLE ROCK, AR | | | |
| 3144 | 0.0- 0.0-60.0 | 0.0 | 0.0 | 60.7 | 101.17 |
| 3145 | 0.0- 0.0-60.0 | 0.0 | 0.0 | 60.4 | 100.67 |
| 3094 | 18.0-46.0- 0.0 | 17.8 | 46.0 | 0.0 | 99.69 |
| 3095 | 18.0-46.0- 0.0 | 18.0 | 45.7 | 0.0 | 99.53 |
| 3210 | 33.5- 0.0- 0.0 | 33.6 | 0.0 | 0.0 | 100.30 |
| #TOTALS - NO. SAMPLES | | 5 - SMPLS MISBRANDED | 0 - | | 100.06 |

| OAKLEY MISSOURI, INC | | CARUTHERSVILLE, MO | | | % Relative Value |
|-----------------------|----------------|-----------------------|-------------------------------|--------|------------------|
| No. | Grade | Nitrogen | P ₂ O ₅ | Potash | |
| 1870 | 0.0- 0.0-60.0 | 0.0 | 0.0 | 61.2 | 102.00 |
| 2523 | 0.0- 0.0-60.0 | 0.0 | 0.0 | 60.1 | 100.17 |
| 2765 | 0.0- 0.0-60.0 | 0.0 | 0.0 | 60.5 | 100.83 |
| 3149 | 0.0- 0.0-60.0 | 0.0 | 0.0 | 60.6 | 101.00 |
| 3150 | 0.0- 0.0-60.0 | 0.0 | 0.0 | 60.9 | 101.50 |
| 3151 | 0.0- 0.0-60.0 | 0.0 | 0.0 | 62.8 | 104.67 |
| 3140 | 0.0-46.0- 0.0 | 0.0 | 46.5 | 0.0 | 101.09 |
| 3141 | 0.0-46.0- 0.0 | 0.0 | 47.3 | 0.0 | 102.83 |
| 1834 | 18.0-46.0- 0.0 | 18.3 | 46.2 | 0.0 | 100.78 |
| 1837 | 18.0-46.0- 0.0 | 18.2 | 46.1 | 0.0 | 100.47 |
| 2457 | 18.0-46.0- 0.0 | 18.3 | 46.4 | 0.0 | 101.09 |
| 2712 | 18.0-46.0- 0.0 | 17.9 | 46.3 | 0.0 | 100.31 |
| 3113 | 18.0-46.0- 0.0 | 18.6 | 46.5 | 0.0 | 101.72 |
| 3114 | 18.0-46.0- 0.0 | 18.3 | 46.2 | 0.0 | 100.78 |
| 3115 | 18.0-46.0- 0.0 | 18.2 | 45.8 | 0.0 | 100.00 |
| 3116 | 18.0-46.0- 0.0 | 18.4 | 46.3 | 0.0 | 101.09 |
| 3784 | 18.0-46.0- 0.0 | 17.6 | 45.3 | 0.0 | 98.28 |
| 4025 | 18.0-46.0- 0.0 | 18.2 | 46.4 | 0.0 | 100.94 |
| 3215** | 21.0- 0.0- 0.0 | 21.3 | 0.0 | 0.0 | 101.43 |
| 3216** | 21.0- 0.0- 0.0 | 21.1 | 0.0 | 0.0 | 100.48 |
| 3217** | 21.0- 0.0- 0.0 | 21.1 | 0.0 | 0.0 | 100.48 |
| 3866** | 21.0- 0.0- 0.0 | 21.0 | 0.0 | 0.0 | 100.00 |
| 4082** | 21.0- 0.0- 0.0 | 20.9 | 0.0 | 0.0 | 99.52 |
| 3213 | 33.5- 0.0- 0.0 | 33.8 | 0.0 | 0.0 | 100.90 |
| 1942 | 34.0- 0.0- 0.0 | 33.8 | 0.0 | 0.0 | 99.41 |
| 1944 | 34.0- 0.0- 0.0 | 34.2 | 0.0 | 0.0 | 100.59 |
| 2818 | 34.0- 0.0- 0.0 | 34.3 | 0.0 | 0.0 | 100.88 |
| 1782 | 46.0- 0.0- 0.0 | 46.3 | 0.0 | 0.0 | 100.65 |
| 3037 | 46.0- 0.0- 0.0 | 46.6 | 0.0 | 0.0 | 101.30 |
| 3039 | 46.0- 0.0- 0.0 | 46.6 | 0.0 | 0.0 | 101.30 |
| #TOTALS - NO. SAMPLES | | 54 - SMPLS MISBRANDED | 0 - | | 100.80 |

| OLD MILL GRAIN & SEED CO | | HARRISONVILLE, MO | | | % Relative Value |
|--------------------------|-------|----------------------|-------------------------------|--------|------------------|
| No. | Grade | Nitrogen | P ₂ O ₅ | Potash | |
| #TOTALS - NO. SAMPLES | | 2 - SMPLS MISBRANDED | 0 - | | 100.22 |

| OLEAN SEED CO | | OLEAN, MO | | | % Relative Value |
|-----------------------|----------------|----------------------|-------------------------------|--------|------------------|
| No. | Grade | Nitrogen | P ₂ O ₅ | Potash | |
| 2182 | 17.0-17.0-17.0 | 16.7 | 18.1 | 19.2 | 104.47 |
| 3597 | 17.0-17.0-17.0 | 17.6 | 17.8 | 18.0 | 104.47 |
| 2248 | 23.0-11.0-11.0 | 22.8 | 12.4 | 12.2 | 104.56 |
| 2249 | 23.0-11.0-11.0 | 22.7 | 12.2 | 12.2 | 103.80 |
| #TOTALS - NO. SAMPLES | | 4 - SMPLS MISBRANDED | 0 - | | 104.32 |

| PCS SALES (USA) INC. | | NORTHBROOK, IL | | | % Relative Value |
|-----------------------|---------------|----------------------|-------------------------------|--------|------------------|
| No. | Grade | Nitrogen | P ₂ O ₅ | Potash | |
| 4585 | 0.0- 0.0-60.0 | 0.0 | 0.0 | 61.8 | 103.00 |
| 4587 | 0.0- 0.0-62.0 | 0.0 | 0.0 | 62.7 | 101.13 |
| #TOTALS - NO. SAMPLES | | 3 - SMPLS MISBRANDED | 0 - | | 101.68 |

| PCS SALES (USA), INC - BLYTHEVILLE | | NORTHBROOK, IL | | | % Relative Value |
|------------------------------------|---------------|----------------------|-------------------------------|--------|------------------|
| No. | Grade | Nitrogen | P ₂ O ₅ | Potash | |
| 2529 | 0.0- 0.0-60.0 | 0.0 | 0.0 | 60.1 | 100.17 |
| #TOTALS - NO. SAMPLES | | 1 - SMPLS MISBRANDED | 0 - | | 100.17 |

| PCS SALES (USA), INC - QUINCY | | NORTHBROOK, IL | | | % Relative Value |
|-------------------------------|---------------|----------------------|-------------------------------|--------|------------------|
| No. | Grade | Nitrogen | P ₂ O ₅ | Potash | |
| 1885 | 0.0- 0.0-61.0 | 0.0 | 0.0 | 61.5 | 100.82 |
| #TOTALS - NO. SAMPLES | | 1 - SMPLS MISBRANDED | 0 - | | 100.82 |

| PIKE COUNTY SERVICE COMPANY | | PLEASANT HILL, IL | | | % Relative Value |
|-----------------------------|-------|----------------------|-------------------------------|--------|------------------|
| No. | Grade | Nitrogen | P ₂ O ₅ | Potash | |
| #TOTALS - NO. SAMPLES | | 1 - SMPLS MISBRANDED | 0 - | | 100.33 |

| PILOT GROVE COOPERATIVE ELEVATOR | | PILOT GROVE, MO | | | % Relative Value |
|----------------------------------|---------------|----------------------|-------------------------------|--------|------------------|
| No. | Grade | Nitrogen | P ₂ O ₅ | Potash | |
| 2545 | 0.0- 0.0-62.0 | 0.0 | 0.0 | 62.2 | 100.32 |
| #TOTALS - NO. SAMPLES | | 1 - SMPLS MISBRANDED | 0 - | | 100.32 |

| MANUFACTURER | | % FOUND | | | % Relative Value |
|-----------------------------------|----------------|----------------------|-------------------------------|--------|------------------|
| No. | Grade | Nitrogen | P ₂ O ₅ | Potash | |
| PLANT RIGHT INC | | PURDY, MO | | | |
| 3938 | 3.0- 2.0- 2.0 | 3.7 | 1.9 | 3.1 | 119.17 |
| #TOTALS - NO. SAMPLES | | 1 - SMPLS MISBRANDED | 0 - | | 119.17 |
| RALPHIE'S FARM PROD. - FERTILIZER | | DIXON, MO | | | |
| 3977 | 33.5- 0.0- 0.0 | 34.4 | 0.0 | 0.0 | 102.69 |
| #TOTALS - NO. SAMPLES | | 1 - SMPLS MISBRANDED | 0 - | | 102.69 |

| RIVER BEND AG LLC | | NEW MADRID, MO | | | % Relative Value |
|-----------------------|----------------|-----------------------|-------------------------------|--------|------------------|
| No. | Grade | Nitrogen | P ₂ O ₅ | Potash | |
| 2080 | 0.0- 0.0-60.0 | 0.0 | 0.0 | 60.6 | 101.00 |
| 2768 | 0.0- 0.0-60.0 | 0.0 | 0.0 | 60.3 | 100.50 |
| 2769 | 0.0- 0.0-60.0 | 0.0 | 0.0 | 60.0 | 100.00 |
| 3362 | 0.0- 0.0-60.0 | 0.0 | 0.0 | 61.2 | 102.00 |
| 3800 | 0.0- 0.0-60.0 | 0.0 | 0.0 | 61.0 | 101.67 |
| 4045 | 0.0- 0.0-60.0 | 0.0 | 0.0 | 60.7 | 101.17 |
| 4046 | 0.0- 0.0-60.0 | 0.0 | 0.0 | 60.9 | 101.50 |
| 2072 | 0.0-46.0- 0.0 | 0.0 | 46.3 | 0.0 | 100.65 |
| 2303 | 0.0-46.0- 0.0 | 0.0 | 46.5 | 0.0 | 101.09 |
| 1698 | 18.0-46.0- 0.0 | 18.0 | 46.8 | 0.0 | 101.25 |
| 1815 | 18.0-46.0- 0.0 | 18.8 | 46.2 | 0.0 | 101.56 |
| 1829 | 18.0-46.0- 0.0 | 18.3 | 45.7 | 0.0 | 100.00 |
| 2221 | 18.0-46.0- 0.0 | 18.1 | 46.0 | 0.0 | 100.16 |
| 2713 | 18.0-46.0- 0.0 | 17.5 | 46.8 | 0.0 | 100.47 |
| 3341 | 18.0-46.0- 0.0 | 18.0 | 46.5 | 0.0 | 100.78 |
| 3918 | 18.0-46.0- 0.0 | 17.6 | 46.3 | 0.0 | 99.84 |
| 4026 | 18.0-46.0- 0.0 | 17.8 | 46.3 | 0.0 | 100.16 |
| 2134** | 21.0- 0.0- 0.0 | 21.4 | 0.0 | 0.0 | 101.90 |
| 2136** | 21.0- 0.0- 0.0 | 21.2 | 0.0 | 0.0 | 100.95 |
| 2370** | 21.0- 0.0- 0.0 | 20.9 | 0.0 | 0.0 | 99.52 |
| 3465** | 21.0- 0.0- 0.0 | 20.9 | 0.0 | 0.0 | 99.52 |
| 4081** | 21.0- 0.0- 0.0 | 20.9 | 0.0 | 0.0 | 99.52 |
| 2016 | 32.0- 0.0- 0.0 | 32.1 | 0.0 | 0.0 | 100.31 |
| 2020 | 46.0- 0.0- 0.0 | 46.5 | 0.0 | 0.0 | 101.09 |
| 2150 | 46.0- 0.0- 0.0 | 46.5 | 0.0 | 0.0 | 101.09 |
| 2643 | 46.0- 0.0- 0.0 | 46.0 | 0.0 | 0.0 | 100.00 |
| 2644 | 46.0- 0.0- 0.0 | 46.3 | 0.0 | 0.0 | 100.65 |
| 3040 | 46.0- 0.0- 0.0 | 46.6 | 0.0 | 0.0 | 101.30 |
| 3266 | 46.0- 0.0- 0.0 | 46.7 | 0.0 | 0.0 | 101.52 |
| 3268 | 46.0- 0.0- 0.0 | 46.4 | 0.0 | 0.0 | 100.87 |
| 3722 | 46.0- 0.0- 0.0 | 46.1 | 0.0 | 0.0 | 100.22 |
| 3998 | 46.0- 0.0- 0.0 | 46.2 | 0.0 | 0.0 | 100.43 |
| 3999 | 46.0- 0.0- 0.0 | 46.0 | 0.0 | 0.0 | 100.00 |
| 4228 | 46.0- 0.0- 0.0 | 46.3 | 0.0 | 0.0 | 100.65 |
| #TOTALS - NO. SAMPLES | | 59 - SMPLS MISBRANDED | 0 - | | 100.82 |

| ROYSTER-CLARK, INC. | | COLLINSVILLE, IL | | | % Relative Value |
|---------------------|----------------|------------------|-------------------------------|--------|------------------|
| No. | Grade | Nitrogen | P ₂ O ₅ | Potash | |
| 2085 | 0.0- 0.0-60.0 | 0.0 | 0.0 | 62.0 | 103.33 |
| 2312 | 0.0- 0.0-60.0 | 0.0 | 0.0 | 61.1 | 101.83 |
| 2531 | 0.0- 0.0-60.0 | 0.0 | 0.0 | 61.3 | 102.17 |
| 3617 | 0.0- 0.0-60.0 | 0.0 | 0.0 | 61.2 | 102.00 |
| 4284 | 0.0- 0.0-60.0 | 0.0 | 0.0 | 60.0 | 100.00 |
| 1727 | 0.0- 0.0-61.0 | 0.0 | 0.0 | 60.6 | 99.34 |
| 2764 | 0.0- 0.0-61.0 | 0.0 | 0.0 | 61.4 | 100.66 |
| 1731 | 0.0- 0.0-62.0 | 0.0 | 0.0 | 62.0 | 100.00 |
| 1742 | 0.0- 0.0-62.0 | 0.0 | 0.0 | 61.5 | 99.19 |
| 1892 | 0.0- 0.0-62.0 | 0.0 | 0.0 | 62.9 | 101.45 |
| 1896 | 0.0- 0.0-62.0 | 0.0 | 0.0 | 62.8 | 101.29 |
| 1897 | 0.0- 0.0-62.0 | 0.0 | 0.0 | 62.9 | 101.45 |
| 1909 | 0.0- 0.0-62.0 | 0.0 | 0.0 | 62.9 | 101.45 |
| 2343 | 0.0- 0.0-62.0 | 0.0 | 0.0 | 62.8 | 101.29 |
| 2540 | 0.0- 0.0-62.0 | 0.0 | 0.0 | 62.3 | 100.48 |
| 2542 | 0.0- 0.0-62.0 | 0.0 | 0.0 | 62.0 | 100.00 |
| 2552 | 0.0- 0.0-62.0 | 0.0 | 0.0 | 62.3 | 100.48 |
| 2553 | 0.0- 0.0-62.0 | 0.0 | 0.0 | 62.5 | 100.81 |
| 2954 | 0.0- 0.0-62.0 | 0.0 | 0.0 | 62.6 | 100.97 |
| 3223 | 0.0- 0.0-62.0 | 0.0 | 0.0 | 62.4 | 100.65 |
| 4290 | 0.0- 0.0-62.0 | 0.0 | 0.0 | 62.5 | 100.81 |
| 4329 | 0.0- 0.0-62.0 | 0.0 | 0.0 | 62.3 | 100.48 |
| 4539 | 0.0- 0.0-62.0 | 0.0 | 0.0 | 62.6 | 100.97 |
| 1663 | 5.0-20.0-20.0 | 4.6 | 15.5* | 30.2 | 100.57 |
| 2207 | 5.0-20.0-20.0 | 6.2 | 21.8 | 17.1* | 104.43 |
| 1804 | 11.0-52.0- 0.0 | 12.8 | 52.2 | 0.0 | 103.17 |
| 2211 | 11.0-52.0- 0.0 | 13.3 | 51.7 | 0.0 | 103.17 |

BULK DRY FERTILIZER

| MANUFACTURER | | % FOUND | | | % Relative Value |
|--|----------------|------------------|-------------------------------|--------|------------------|
| No. | Grade | Nitrogen | P ₂ O ₅ | Potash | |
| ROYSTER-CLARK, INC. | | COLLINSVILLE, IL | | | |
| 2218 | 11.0-52.0- 0.0 | 11.3 | 51.6 | 0.0 | 99.84 |
| 3318 | 11.0-52.0- 0.0 | 11.9 | 52.5 | 0.0 | 102.22 |
| 3570 | 11.0-52.0- 0.0 | 11.2 | 52.0 | 0.0 | 100.32 |
| 4184 | 11.0-52.0- 0.0 | 11.3 | 51.6 | 0.0 | 99.84 |
| 1694 | 18.0-46.0- 0.0 | 18.2 | 46.8 | 0.0 | 101.56 |
| 1695 | 18.0-46.0- 0.0 | 18.0 | 45.8 | 0.0 | 99.69 |
| 1700 | 18.0-46.0- 0.0 | 17.9 | 46.6 | 0.0 | 100.78 |
| 1821 | 18.0-46.0- 0.0 | 18.6 | 45.7 | 0.0 | 100.47 |
| 1822 | 18.0-46.0- 0.0 | 18.3 | 46.0 | 0.0 | 100.47 |
| 2450 | 18.0-46.0- 0.0 | 17.5 | 45.7 | 0.0 | 98.75 |
| 2451 | 18.0-46.0- 0.0 | 17.2 | 45.2 | 0.0 | 97.50 |
| 2476 | 18.0-46.0- 0.0 | 17.7 | 46.1 | 0.0 | 99.69 |
| 2477 | 18.0-46.0- 0.0 | 17.6 | 45.5 | 0.0 | 98.59 |
| 2720 | 18.0-46.0- 0.0 | 17.5 | 46.0 | 0.0 | 99.22 |
| 2721 | 18.0-46.0- 0.0 | 17.3 | 46.4 | 0.0 | 99.53 |
| 3111 | 18.0-46.0- 0.0 | 18.1 | 45.7 | 0.0 | 99.69 |
| 3222 | 18.0-46.0- 0.0 | 17.7 | 45.2 | 0.0 | 98.28 |
| 3323 | 18.0-46.0- 0.0 | 17.4 | 46.2 | 0.0 | 99.38 |
| 3332 | 18.0-46.0- 0.0 | 17.4 | 45.7 | 0.0 | 98.59 |
| 4258 | 18.0-46.0- 0.0 | 17.7 | 45.8 | 0.0 | 99.22 |
| 4364 | 18.0-46.0- 0.0 | 17.8 | 46.6 | 0.0 | 100.63 |
| 4510 | 18.0-46.0- 0.0 | 17.7 | 45.4 | 0.0 | 98.59 |
| 2605** | 21.0- 0.0- 0.0 | 20.7 | 0.0 | 0.0 | 98.57 |
| 2607** | 21.0- 0.0- 0.0 | 21.0 | 0.0 | 0.0 | 100.00 |
| 2838 | 33.5- 0.0- 0.0 | 33.3 | 0.0 | 0.0 | 99.40 |
| 2839 | 33.5- 0.0- 0.0 | 33.2 | 0.0 | 0.0 | 99.10 |
| 3458 | 33.5- 0.0- 0.0 | 33.0 | 0.0 | 0.0 | 98.51 |
| 4319 | 33.5- 0.0- 0.0 | 33.5 | 0.0 | 0.0 | 100.00 |
| 1976 | 34.0- 0.0- 0.0 | 33.6 | 0.0 | 0.0 | 98.82 |
| 2575 | 34.0- 0.0- 0.0 | 33.1 | 0.0 | 0.0 | 97.35 |
| 2577 | 34.0- 0.0- 0.0 | 33.0 | 0.0 | 0.0 | 97.06 |
| 2592 | 34.0- 0.0- 0.0 | 33.0 | 0.0 | 0.0 | 97.06 |
| 2593 | 34.0- 0.0- 0.0 | 34.0 | 0.0 | 0.0 | 100.00 |
| 2820 | 34.0- 0.0- 0.0 | 35.0 | 0.0 | 0.0 | 102.94 |
| 3194 | 34.0- 0.0- 0.0 | 33.8 | 0.0 | 0.0 | 99.41 |
| 3204 | 34.0- 0.0- 0.0 | 33.3 | 0.0 | 0.0 | 97.94 |
| 3435 | 34.0- 0.0- 0.0 | 33.2 | 0.0 | 0.0 | 97.65 |
| 3443 | 34.0- 0.0- 0.0 | 33.7 | 0.0 | 0.0 | 99.12 |
| 3690 | 34.0- 0.0- 0.0 | 34.2 | 0.0 | 0.0 | 100.59 |
| 2387 | 46.0- 0.0- 0.0 | 46.1 | 0.0 | 0.0 | 100.22 |
| 2389 | 46.0- 0.0- 0.0 | 46.4 | 0.0 | 0.0 | 100.87 |
| 2401 | 46.0- 0.0- 0.0 | 46.3 | 0.0 | 0.0 | 100.65 |
| 2869 | 46.0- 0.0- 0.0 | 46.4 | 0.0 | 0.0 | 100.87 |
| 3016 | 46.0- 0.0- 0.0 | 46.0 | 0.0 | 0.0 | 100.00 |
| 3028 | 46.0- 0.0- 0.0 | 46.2 | 0.0 | 0.0 | 100.43 |
| 4226 | 46.0- 0.0- 0.0 | 46.1 | 0.0 | 0.0 | 100.22 |
| 4346 | 46.0- 0.0- 0.0 | 46.1 | 0.0 | 0.0 | 100.22 |
| #TOTALS - NO. SAMPLES 132 - SMPLS MISBRANDED 2 - | | | | | 100.06 |

| MANUFACTURER | | % FOUND | | | % Relative Value |
|--------------------|---------------|------------------|-------------------------------|--------|------------------|
| No. | Grade | Nitrogen | P ₂ O ₅ | Potash | |
| ROYSTER-CLARK, INC | | NEW FRANKLIN, MO | | | |
| 1725 | 0.0- 0.0-61.0 | 0.0 | 0.0 | 60.5 | 99.18 |
| 4334 | 0.0- 0.0-61.0 | 0.0 | 0.0 | 61.0 | 100.00 |
| 4538 | 0.0- 0.0-61.0 | 0.0 | 0.0 | 60.6 | 99.34 |
| 1732 | 0.0- 0.0-62.0 | 0.0 | 0.0 | 61.7 | 99.52 |
| 1733 | 0.0- 0.0-62.0 | 0.0 | 0.0 | 61.6 | 99.35 |
| 1738 | 0.0- 0.0-62.0 | 0.0 | 0.0 | 61.6 | 99.35 |
| 2332 | 0.0- 0.0-62.0 | 0.0 | 0.0 | 62.7 | 101.13 |
| 2335 | 0.0- 0.0-62.0 | 0.0 | 0.0 | 62.3 | 100.48 |
| 2544 | 0.0- 0.0-62.0 | 0.0 | 0.0 | 62.0 | 100.00 |
| 2546 | 0.0- 0.0-62.0 | 0.0 | 0.0 | 62.5 | 100.81 |
| 2551 | 0.0- 0.0-62.0 | 0.0 | 0.0 | 62.3 | 100.48 |
| 2775 | 0.0- 0.0-62.0 | 0.0 | 0.0 | 62.1 | 100.16 |
| 3160 | 0.0- 0.0-62.0 | 0.0 | 0.0 | 62.2 | 100.32 |
| 3161 | 0.0- 0.0-62.0 | 0.0 | 0.0 | 62.1 | 100.16 |
| 3162 | 0.0- 0.0-62.0 | 0.0 | 0.0 | 62.1 | 100.16 |
| 3166 | 0.0- 0.0-62.0 | 0.0 | 0.0 | 62.1 | 100.16 |
| 3168 | 0.0- 0.0-62.0 | 0.0 | 0.0 | 62.3 | 100.48 |
| 3169 | 0.0- 0.0-62.0 | 0.0 | 0.0 | 62.2 | 100.32 |
| 3383 | 0.0- 0.0-62.0 | 0.0 | 0.0 | 62.4 | 100.65 |
| 3386 | 0.0- 0.0-62.0 | 0.0 | 0.0 | 62.8 | 101.29 |
| 3806 | 0.0- 0.0-62.0 | 0.0 | 0.0 | 62.8 | 101.29 |
| 3807 | 0.0- 0.0-62.0 | 0.0 | 0.0 | 62.8 | 101.29 |

| MANUFACTURER | | % FOUND | | | % Relative Value |
|--|----------------|------------------|-------------------------------|--------|------------------|
| No. | Grade | Nitrogen | P ₂ O ₅ | Potash | |
| ROYSTER-CLARK, INC | | NEW FRANKLIN, MO | | | |
| 4058 | 0.0- 0.0-62.0 | 0.0 | 0.0 | 62.2 | 100.32 |
| 4151 | 0.0- 0.0-62.0 | 0.0 | 0.0 | 62.5 | 100.81 |
| 4384 | 0.0- 0.0-62.0 | 0.0 | 0.0 | 63.2 | 101.94 |
| 4588 | 0.0- 0.0-62.0 | 0.0 | 0.0 | 62.0 | 100.00 |
| 4589 | 0.0- 0.0-62.0 | 0.0 | 0.0 | 62.2 | 100.32 |
| 2749 | 0.0-46.0- 0.0 | 0.0 | 46.7 | 0.0 | 101.52 |
| 4134 | 0.0-46.0- 0.0 | 0.0 | 46.7 | 0.0 | 101.52 |
| 3088 | 11.0-52.0- 0.0 | 10.8 | 51.1 | 0.0 | 98.25 |
| 3090 | 11.0-52.0- 0.0 | 11.9 | 52.4 | 0.0 | 102.06 |
| 3320 | 11.0-52.0- 0.0 | 13.1 | 51.7 | 0.0 | 102.86 |
| 4574 | 11.0-52.0- 0.0 | 11.1 | 51.3 | 0.0 | 99.05 |
| 1680 | 18.0-46.0- 0.0 | 17.9 | 46.4 | 0.0 | 100.47 |
| 1691 | 18.0-46.0- 0.0 | 18.1 | 46.2 | 0.0 | 100.47 |
| 2220 | 18.0-46.0- 0.0 | 17.8 | 45.7 | 0.0 | 99.22 |
| 2232 | 18.0-46.0- 0.0 | 18.0 | 45.9 | 0.0 | 99.84 |
| 2461 | 18.0-46.0- 0.0 | 17.6 | 46.0 | 0.0 | 99.38 |
| 2470 | 18.0-46.0- 0.0 | 17.8 | 46.2 | 0.0 | 100.00 |
| 2471 | 18.0-46.0- 0.0 | 17.5 | 46.2 | 0.0 | 99.53 |
| 2474 | 18.0-46.0- 0.0 | 17.6 | 45.7 | 0.0 | 98.91 |
| 2705 | 18.0-46.0- 0.0 | 17.7 | 46.6 | 0.0 | 100.47 |
| 3102 | 18.0-46.0- 0.0 | 17.6 | 46.1 | 0.0 | 99.53 |
| 3103 | 18.0-46.0- 0.0 | 18.3 | 46.2 | 0.0 | 100.78 |
| 3109 | 18.0-46.0- 0.0 | 18.1 | 46.0 | 0.0 | 100.16 |
| 3117 | 18.0-46.0- 0.0 | 17.9 | 45.6 | 0.0 | 99.22 |
| 3118 | 18.0-46.0- 0.0 | 18.1 | 45.6 | 0.0 | 99.53 |
| 3330 | 18.0-46.0- 0.0 | 17.3 | 46.4 | 0.0 | 99.53 |
| 3579 | 18.0-46.0- 0.0 | 17.3 | 45.6 | 0.0 | 98.28 |
| 3584 | 18.0-46.0- 0.0 | 17.5 | 45.7 | 0.0 | 98.75 |
| 3785 | 18.0-46.0- 0.0 | 17.6 | 45.7 | 0.0 | 98.91 |
| 3787 | 18.0-46.0- 0.0 | 17.6 | 45.9 | 0.0 | 99.22 |
| 4023 | 18.0-46.0- 0.0 | 17.6 | 45.8 | 0.0 | 99.06 |
| 4122 | 18.0-46.0- 0.0 | 17.9 | 45.4 | 0.0 | 98.91 |
| 4190 | 18.0-46.0- 0.0 | 17.7 | 45.8 | 0.0 | 99.22 |
| 4363 | 18.0-46.0- 0.0 | 17.7 | 46.2 | 0.0 | 99.84 |
| 4511 | 18.0-46.0- 0.0 | 17.7 | 45.4 | 0.0 | 98.59 |
| 4577 | 18.0-46.0- 0.0 | 17.5 | 45.5 | 0.0 | 98.44 |
| 4578 | 18.0-46.0- 0.0 | 17.3 | 45.5 | 0.0 | 98.13 |
| 3698** | 21.0- 0.0- 0.0 | 20.5 | 0.0 | 0.0 | 97.62 |
| 1990 | 33.5- 0.0- 0.0 | 34.1 | 0.0 | 0.0 | 101.79 |
| 3209 | 33.5- 0.0- 0.0 | 33.3 | 0.0 | 0.0 | 99.40 |
| 4072 | 33.5- 0.0- 0.0 | 33.2 | 0.0 | 0.0 | 99.10 |
| 1751 | 34.0- 0.0- 0.0 | 33.9 | 0.0 | 0.0 | 99.71 |
| 1973 | 34.0- 0.0- 0.0 | 33.3 | 0.0 | 0.0 | 97.94 |
| 2359 | 34.0- 0.0- 0.0 | 34.2 | 0.0 | 0.0 | 100.59 |
| 2583 | 34.0- 0.0- 0.0 | 33.3 | 0.0 | 0.0 | 97.94 |
| 2584 | 34.0- 0.0- 0.0 | 33.2 | 0.0 | 0.0 | 97.65 |
| 3201 | 34.0- 0.0- 0.0 | 33.5 | 0.0 | 0.0 | 98.53 |
| 3203 | 34.0- 0.0- 0.0 | 33.5 | 0.0 | 0.0 | 98.53 |
| 3855 | 34.0- 0.0- 0.0 | 33.0 | 0.0 | 0.0 | 97.06 |
| 4160 | 34.0- 0.0- 0.0 | 33.2 | 0.0 | 0.0 | 97.65 |
| 4162 | 34.0- 0.0- 0.0 | 33.0 | 0.0 | 0.0 | 97.06 |
| 1644 | 46.0- 0.0- 0.0 | 46.5 | 0.0 | 0.0 | 101.09 |
| 2396 | 46.0- 0.0- 0.0 | 46.2 | 0.0 | 0.0 | 100.43 |
| 2397 | 46.0- 0.0- 0.0 | 46.6 | 0.0 | 0.0 | 101.30 |
| 2398 | 46.0- 0.0- 0.0 | 46.4 | 0.0 | 0.0 | 100.87 |
| 2637 | 46.0- 0.0- 0.0 | 45.8 | 0.0 | 0.0 | 99.57 |
| 3026 | 46.0- 0.0- 0.0 | 46.4 | 0.0 | 0.0 | 100.87 |
| 3031 | 46.0- 0.0- 0.0 | 46.5 | 0.0 | 0.0 | 101.09 |
| 3032 | 46.0- 0.0- 0.0 | 45.8 | 0.0 | 0.0 | 99.57 |
| 3033 | 46.0- 0.0- 0.0 | 46.3 | 0.0 | 0.0 | 100.65 |
| 3041 | 46.0- 0.0- 0.0 | 46.0 | 0.0 | 0.0 | 100.00 |
| 3042 | 46.0- 0.0- 0.0 | 46.7 | 0.0 | 0.0 | 101.52 |
| 3261 | 46.0- 0.0- 0.0 | 47.0 | 0.0 | 0.0 | 102.17 |
| 3502 | 46.0- 0.0- 0.0 | 46.2 | 0.0 | 0.0 | 100.43 |
| 3723 | 46.0- 0.0- 0.0 | 46.3 | 0.0 | 0.0 | 100.65 |
| 3724 | 46.0- 0.0- 0.0 | 45.8 | 0.0 | 0.0 | 99.57 |
| 3726 | 46.0- 0.0- 0.0 | 45.9 | 0.0 | 0.0 | 99.78 |
| 4092 | 46.0- 0.0- 0.0 | 46.3 | 0.0 | 0.0 | 100.65 |
| 4487 | 46.0- 0.0- 0.0 | 46.1 | 0.0 | 0.0 | 100.22 |
| #TOTALS - NO. SAMPLES 162 - SMPLS MISBRANDED 0 - | | | | | 99.92 |

BULK DRY FERTILIZER

| MANUFACTURER | | % FOUND | | | % Relative Value |
|--------------|-------|----------|-------------------------------|--------|------------------|
| No. | Grade | Nitrogen | P ₂ O ₅ | Potash | |

| | | | | | |
|---------------------------|----------------|-----------------|------------|-----|--------|
| SCHAEFERKOTTER STORE, INC | | MT STERLING, MO | | | |
| 2231 | 18.0-46.0- 0.0 | 17.8 | 46.1 | 0.0 | 99.84 |
| 3864 | 34.0- 0.0- 0.0 | 34.1 | 0.0 | 0.0 | 100.29 |
| #TOTALS - NO. SAMPLES | | 3 - SMPLS | MISBRANDED | 0 - | 99.32 |

| | | | | | |
|-----------------------------|----------------|-------------|------------|------|--------|
| SHAWNEETOWN FEED & SEED CO. | | JACKSON, MO | | | |
| 2413 | 19.0-19.0-19.0 | 19.2 | 18.6 | 20.1 | 100.74 |
| #TOTALS - NO. SAMPLES | | 2 - SMPLS | MISBRANDED | 0 - | 101.74 |

| | | | | | |
|----------------------------------|--|-------------|------------|-----|-------|
| SOUTHEAST COOPERATIVE SERVICE CO | | ADVANCE, MO | | | |
| #TOTALS - NO. SAMPLES | | 1 - SMPLS | MISBRANDED | 0 - | 99.84 |

| | | | | | |
|-------------------------|----------------|-------------|------------|-----|--------|
| STOLLER ENTERPRISES INC | | HOUSTON, TX | | | |
| 3788** | 16.0- 0.0- 0.0 | 14.3* | 0.0 | 0.0 | 89.38* |
| #TOTALS - NO. SAMPLES | | 1 - SMPLS | MISBRANDED | 1 - | 89.38 |

| | | | | | |
|-----------------------|----------------|----------------|------------|------|--------|
| SUR-GRO PLANT FOOD | | PLATTSBURG, MO | | | |
| 2778 | 0.0- 0.0-62.0 | 0.0 | 0.0 | 62.3 | 100.48 |
| 2780 | 0.0- 0.0-62.4 | 0.0 | 0.0 | 62.2 | 99.68 |
| 2724 | 18.0-46.0- 0.0 | 17.2 | 46.5 | 0.0 | 99.53 |
| 2725 | 18.0-46.0- 0.0 | 17.6 | 46.9 | 0.0 | 100.78 |
| 2842** | 21.0- 0.0- 0.0 | 21.1 | 0.0 | 0.0 | 100.48 |
| 2825 | 34.0- 0.0- 0.0 | 34.9 | 0.0 | 0.0 | 102.65 |
| #TOTALS - NO. SAMPLES | | 13 - SMPLS | MISBRANDED | 0 - | 100.36 |

| | | | | | |
|-----------------------|----------------|----------------|------------|-----|--------|
| TERRA NITROGEN CORP | | SIOUX CITY, IA | | | |
| 2391 | 46.0- 0.0- 0.0 | 46.4 | 0.0 | 0.0 | 100.87 |
| 4548 | 46.0- 0.0- 0.0 | 46.2 | 0.0 | 0.0 | 100.43 |
| #TOTALS - NO. SAMPLES | | 2 - SMPLS | MISBRANDED | 0 - | 100.65 |

| | | | | | |
|-----------------------|----------------|---------------|------------|------|--------|
| UAP FERTILIZER | | ST JOSEPH, MO | | | |
| 1877 | 0.0- 0.0-60.0 | 0.0 | 0.0 | 60.5 | 100.83 |
| 2535 | 0.0- 0.0-60.0 | 0.0 | 0.0 | 60.0 | 100.00 |
| 1903 | 0.0- 0.0-62.0 | 0.0 | 0.0 | 62.1 | 100.16 |
| 1906 | 0.0- 0.0-62.0 | 0.0 | 0.0 | 62.6 | 100.97 |
| 1808 | 11.0-52.0- 0.0 | 11.7 | 52.0 | 0.0 | 101.11 |
| 1810 | 11.0-52.0- 0.0 | 12.9 | 52.2 | 0.0 | 103.33 |
| 1811 | 11.0-52.0- 0.0 | 11.1 | 52.3 | 0.0 | 100.63 |
| 1959 | 34.0- 0.0- 0.0 | 33.8 | 0.0 | 0.0 | 99.41 |
| 1960 | 34.0- 0.0- 0.0 | 33.8 | 0.0 | 0.0 | 99.41 |
| #TOTALS - NO. SAMPLES | | 17 - SMPLS | MISBRANDED | 0 - | 100.54 |

| | | | | | |
|-----------------------|----------------|--------------|------------|------|--------|
| UAP/MIDSOUTH | | SIKESTON, MO | | | |
| 4275 | 0.0- 0.0-60.0 | 0.0 | 0.0 | 60.3 | 100.50 |
| 4259 | 18.0-46.0- 0.0 | 17.9 | 44.9 | 0.0 | 98.13 |
| 4310** | 21.0- 0.0- 0.0 | 21.1 | 0.0 | 0.0 | 100.48 |
| #TOTALS - NO. SAMPLES | | 3 - SMPLS | MISBRANDED | 0 - | 99.17 |

| | | | | | |
|-----------------------|----------------|-------------------|------------|-----|--------|
| UAP/RICHTER | | BOWLING GREEN, MO | | | |
| 2364 | 34.0- 0.0- 0.0 | 34.4 | 0.0 | 0.0 | 101.18 |
| #TOTALS - NO. SAMPLES | | 1 - SMPLS | MISBRANDED | 0 - | 101.18 |

| | | | | | |
|-----------------------|--|-------------------|------------|-----|-------|
| UAP RICHTER | | PLEASANT HILL, IL | | | |
| #TOTALS - NO. SAMPLES | | 3 - SMPLS | MISBRANDED | 0 - | 99.50 |

| | | | | | |
|-----------------------|----------------|------------|------|------|--------|
| UNITED SUPPLIERS, INC | | ELDORA, IA | | | |
| 2318 | 0.0- 0.0-60.0 | 0.0 | 0.0 | 60.1 | 100.17 |
| 2322 | 0.0- 0.0-60.0 | 0.0 | 0.0 | 60.0 | 100.00 |
| 2329 | 0.0- 0.0-60.0 | 0.0 | 0.0 | 60.1 | 100.17 |
| 2525 | 0.0- 0.0-60.0 | 0.0 | 0.0 | 60.5 | 100.83 |
| 2946 | 0.0- 0.0-60.0 | 0.0 | 0.0 | 59.4 | 99.00 |
| 3153 | 0.0- 0.0-60.0 | 0.0 | 0.0 | 60.8 | 101.33 |
| 3367 | 0.0- 0.0-60.0 | 0.0 | 0.0 | 61.2 | 102.00 |
| 3376 | 0.0- 0.0-60.0 | 0.0 | 0.0 | 60.5 | 100.83 |
| 2336 | 0.0- 0.0-62.0 | 0.0 | 0.0 | 62.5 | 100.81 |
| 3142 | 0.0-46.0- 0.0 | 0.0 | 45.8 | 0.0 | 99.57 |
| 2212 | 11.0-52.0- 0.0 | 13.3 | 51.8 | 0.0 | 103.33 |
| 2213 | 11.0-52.0- 0.0 | 11.7 | 51.9 | 0.0 | 100.95 |
| 2219 | 11.0-52.0- 0.0 | 11.2 | 51.1 | 0.0 | 98.89 |
| 2228 | 18.0-46.0- 0.0 | 17.9 | 46.0 | 0.0 | 99.84 |
| 2717 | 18.0-46.0- 0.0 | 17.4 | 46.1 | 0.0 | 99.22 |
| 3461** | 21.0- 0.0- 0.0 | 20.8 | 0.0 | 0.0 | 99.05 |

| MANUFACTURER | | % FOUND | | | % Relative Value |
|--------------|-------|----------|-------------------------------|--------|------------------|
| No. | Grade | Nitrogen | P ₂ O ₅ | Potash | |

| | | | | | |
|-----------------------|----------------|------------|------------|-----|--------|
| UNITED SUPPLIERS, INC | | ELDORA, IA | | | |
| 3693 | 33.5- 0.0- 0.0 | 33.5 | 0.0 | 0.0 | 100.00 |
| 3208 | 34.0- 0.0- 0.0 | 34.7 | 0.0 | 0.0 | 102.06 |
| #TOTALS - NO. SAMPLES | | 37 - SMPLS | MISBRANDED | 0 - | 100.41 |

| | | | | | |
|-----------------------|----------------|---------------|------------|------|--------|
| UNITED SUPPLIERS, INC | | ST JOSEPH, MO | | | |
| 1866 | 0.0- 0.0-60.0 | 0.0 | 0.0 | 60.5 | 100.83 |
| 3802 | 0.0- 0.0-60.0 | 0.0 | 0.0 | 61.0 | 101.67 |
| 4041 | 0.0- 0.0-60.0 | 0.0 | 0.0 | 60.0 | 100.00 |
| 4336 | 0.0- 0.0-60.0 | 0.0 | 0.0 | 60.7 | 101.17 |
| 3801 | 0.0- 0.0-62.0 | 0.0 | 0.0 | 61.8 | 99.68 |
| 1807 | 11.0-52.0- 0.0 | 11.6 | 52.7 | 0.0 | 102.06 |
| 3084 | 11.0-52.0- 0.0 | 11.1 | 52.1 | 0.0 | 100.32 |
| 4362 | 11.0-52.0- 0.0 | 11.2 | 52.3 | 0.0 | 100.79 |
| 3096 | 18.0-46.0- 0.0 | 17.6 | 45.8 | 0.0 | 99.06 |
| 1965 | 34.0- 0.0- 0.0 | 34.7 | 0.0 | 0.0 | 102.06 |
| 3725 | 46.0- 0.0- 0.0 | 46.0 | 0.0 | 0.0 | 100.00 |
| 4337 | 46.0- 0.0- 0.0 | 45.6 | 0.0 | 0.0 | 99.13 |
| #TOTALS - NO. SAMPLES | | 25 - SMPLS | MISBRANDED | 0 - | 100.58 |

| | | | | | |
|--------------------------|--|------------------|------------|-----|--------|
| VAN DIEST SUPPLY COMPANY | | WEBSTER CITY, IA | | | |
| #TOTALS - NO. SAMPLES | | 1 - SMPLS | MISBRANDED | 0 - | 100.00 |

* Subject to penalty (either 10% or two units deficient from guarantee in nutrient indicated, or 3% deficient in total value).

** Sample analyzed for guaranteed secondary or micronutrients, the results are tabulated beginning page 36.

Totals from July 1, 2001.

BULK BLEND FERTILIZER

| MANUFACTURER | | % FOUND | | | % Relative Value |
|-----------------------------------|----------------------|------------------|-------------------------------|--------|------------------|
| No. | Grade | Nitrogen | P ₂ O ₅ | Potash | |
| A & L AG CENTER | | SEDALIA, MO | | | |
| 3400** | 17.5-10.5-15.5 | 18.0 | 11.1 | 15.3 | 102.80 |
| #TOTALS - NO. SAMPLES | 3 - SMPLS MISBRANDED | 0 - | | | 102.92 |
| ADAMS FERTILIZER INC. | | SENATH, MO | | | |
| 2687** | 8.5-14.5-25.5 | 8.9 | 17.0 | 24.0 | 106.01 |
| #TOTALS - NO. SAMPLES | 2 - SMPLS MISBRANDED | 1 - | | | 106.25 |
| AG COOP SERVICES INC | | BOONVILLE, MO | | | |
| 3546 | 7.2-18.5-37.0 | 6.8 | 17.4 | 37.8 | 97.51 |
| 3833** | 21.6- 9.2-15.4 | 21.0 | 10.0 | 15.9 | 101.17 |
| 3834** | 21.6- 9.2-15.4 | 22.0 | 9.2 | 14.8 | 100.26 |
| 3832 | 21.2-14.1-14.1 | 21.2 | 14.4 | 14.6 | 101.30 |
| 3843 | 23.4-11.7-11.7 | 23.6 | 10.8 | 11.4 | 97.92 |
| #TOTALS - NO. SAMPLES | 7 - SMPLS MISBRANDED | 0 - | | | 99.79 |
| AG COOP SERVICES INC | | LA MONTE, MO | | | |
| 3075 | 8.5-21.7-32.6 | 8.0 | 20.9 | 33.6 | 98.28 |
| 3072 | 9.5-24.3-29.2 | 8.9 | 22.6 | 31.2 | 97.31 |
| 3964 | 23.7-13.5-10.1 | 23.7 | 13.6 | 9.6 | 99.64 |
| #TOTALS - NO. SAMPLES | 5 - SMPLS MISBRANDED | 0 - | | | 98.63 |
| AG COOP SERVICES INC | | OTTERVILLE, MO | | | |
| 3765 | 10.0-26.0-26.0 | 10.5 | 26.1 | 25.5 | 100.71 |
| 3766 | 10.0-26.0-26.0 | 10.1 | 24.9 | 26.9 | 98.88 |
| 1659 | 26.5-13.0-13.0 | 26.4 | 14.1 | 12.8 | 101.96 |
| 3743 | 26.0-14.0-14.0 | 25.5 | 14.3 | 15.9 | 101.60 |
| #TOTALS - NO. SAMPLES | 4 - SMPLS MISBRANDED | 0 - | | | 100.75 |
| AG COOP SERVICES INC | | SEDALIA, MO | | | |
| 4572** | 4.0-19.0-33.5 | 4.3 | 19.8 | 32.4 | 101.38 |
| 1801 | 5.1-24.5-32.7 | 5.2 | 23.5 | 34.6 | 100.11 |
| 3908** | 5.4-25.8-25.8 | 5.3 | 23.3* | 28.6 | 97.28 |
| 3422 | 21.2-14.1-14.1 | 21.4 | 13.7 | 13.7 | 99.06 |
| 3896** | 25.7-14.0-14.0 | 24.6 | 13.5 | 15.0 | 97.64 |
| #TOTALS - NO. SAMPLES | 5 - SMPLS MISBRANDED | 1 - | | | 99.04 |
| AG DISTRIBUTORS | | DEXTER, MO | | | |
| 2662 | 25.0-12.5-16.5 | 25.0 | 12.2 | 17.9 | 100.87 |
| #TOTALS - NO. SAMPLES | 2 - SMPLS MISBRANDED | 0 - | | | 99.40 |
| AG DISTRIBUTORS | | DEERING, MO | | | |
| 3740 | 26.0- 0.0-26.0 | 25.7 | 0.0 | 26.7 | 100.13 |
| #TOTALS - NO. SAMPLES | 1 - SMPLS MISBRANDED | 0 - | | | 100.13 |
| AG DISTRIBUTORS | | DUDLEY, MO | | | |
| 3901 | 12.3-24.5-24.5 | 12.0 | 24.7 | 24.2 | 99.49 |
| #TOTALS - NO. SAMPLES | 1 - SMPLS MISBRANDED | 0 - | | | 99.49 |
| AG DISTRIBUTORS | | KENNETT, MO | | | |
| 3550 | 7.0-18.0-36.0 | 6.6 | 17.3 | 38.4 | 100.23 |
| #TOTALS - NO. SAMPLES | 1 - SMPLS MISBRANDED | 0 - | | | 100.23 |
| AG DISTRIBUTORS | | MALDEN, MO | | | |
| 3903** | 8.9- 8.9-37.2 | 8.2 | 7.7* | 39.5 | 97.94 |
| #TOTALS - NO. SAMPLES | 1 - SMPLS MISBRANDED | 1 - | | | 97.94 |
| AG DISTRIBUTORS | | PORTAGEVILLE, MO | | | |
| 3772** | 7.0-10.8-35.8 | 6.9 | 8.1* | 38.1 | 95.38* |
| 3530 | 11.9-11.9-35.9 | 11.5 | 10.5* | 36.9 | 96.89* |
| #TOTALS - NO. SAMPLES | 3 - SMPLS MISBRANDED | 2 - | | | 97.18 |
| AGS DBA TARWATER AG & HOME SUPPLY | | CARTHAGE, MO | | | |
| 3956 | 17.5-17.5-17.5 | 17.6 | 17.5 | 17.4 | 100.11 |
| 2670 | 19.0-19.0-19.0 | 19.1 | 19.7 | 18.2 | 100.84 |
| #TOTALS - NO. SAMPLES | 2 - SMPLS MISBRANDED | 0 - | | | 100.49 |
| AG SERVICE CENTER OF SOUTHWEST MO | | LOCKWOOD, MO | | | |
| 4199 | 0.0-21.0-32.0 | 0.0 | 19.4 | 34.6 | 99.19 |
| 2852 | 15.0-30.0-15.0 | 15.7 | 29.4 | 14.7 | 99.90 |
| 2854 | 16.0-24.0-16.0 | 16.7 | 23.4 | 16.7 | 100.94 |
| 2857 | 17.5-17.5-17.5 | 18.8 | 17.4 | 16.9 | 102.06 |

| MANUFACTURER | | % FOUND | | | % Relative Value |
|-----------------------------------|-----------------------|-----------------|-------------------------------|--------|------------------|
| No. | Grade | Nitrogen | P ₂ O ₅ | Potash | |
| AG SERVICE CENTER OF SOUTHWEST MO | | LOCKWOOD, MO | | | |
| 2982 | 21.0-14.0-14.0 | 21.5 | 13.6 | 14.7 | 101.07 |
| 2989 | 22.2- 7.1-15.0 | 23.1 | 7.4 | 15.6 | 104.08 |
| 2990 | 22.5- 7.2-15.0 | 23.8 | 6.8 | 14.9 | 102.28 |
| 4206 | 22.5- 7.6-15.0 | 22.8 | 6.5* | 15.5 | 98.54 |
| 2799 | 23.0-11.2-11.2 | 24.1 | 11.7 | 12.1 | 105.15 |
| #TOTALS - NO. SAMPLES | 11 - SMPLS MISBRANDED | 2 - | | | 102.10 |
| AG SERVICE CENTER OF SOUTHWEST MO | | PIERCE CITY, MO | | | |
| 1921 | 22.8- 7.6-15.4 | 23.0 | 7.9 | 14.8 | 100.52 |
| 3960 | 22.8- 7.6-15.2 | 23.2 | 6.0* | 15.2 | 96.84* |
| 3962 | 22.8- 7.6-15.2 | 22.5 | 7.2 | 15.1 | 98.03 |
| #TOTALS - NO. SAMPLES | 3 - SMPLS MISBRANDED | 1 - | | | 98.46 |
| AG-LAND, INC | | BROOKFIELD, MO | | | |
| 2960 | 17.5-17.5-17.5 | 18.5 | 18.4 | 16.9 | 103.66 |
| 2993 | 23.0-11.5-11.5 | 22.8 | 12.4 | 11.7 | 101.99 |
| 2996 | 25.0- 9.5- 9.5 | 25.2 | 9.9 | 9.4 | 101.40 |
| #TOTALS - NO. SAMPLES | 3 - SMPLS MISBRANDED | 0 - | | | 102.39 |
| AGRI SERVICES OF LEBANON INC | | LEBANON, MO | | | |
| 3808 | 16.8- 8.4-25.2 | 17.8 | 6.4* | 24.6 | 96.56* |
| 3809 | 16.8- 8.4-25.1 | 18.2 | 6.8* | 24.1 | 98.15 |
| 3821 | 19.5- 9.7-19.5 | 21.5 | 8.0* | 17.2* | 97.82 |
| 3822 | 19.5- 9.7-19.5 | 20.8 | 8.7* | 18.3 | 99.23 |
| #TOTALS - NO. SAMPLES | 4 - SMPLS MISBRANDED | 4 - | | | 97.94 |
| AGRISERVICES OF BRUNSWICK, LLC | | BRUNSWICK, MO | | | |
| 3290 | 21.3-13.7-20.5 | 19.1* | 14.6 | 22.9 | 99.78 |
| 3291 | 21.3-13.7-20.5 | 19.6 | 13.4 | 23.1 | 98.45 |
| 2809 | 25.8-23.0- 0.0 | 25.4 | 25.7 | 0.0 | 104.71 |
| 2810 | 25.8-23.0- 0.0 | 25.8 | 25.0 | 0.0 | 104.10 |
| #TOTALS - NO. SAMPLES | 6 - SMPLS MISBRANDED | 1 - | | | 100.85 |
| AGRISERVICES OF BRUNSWICK, LLC | | BRUNSWICK, MO | | | |
| 3055** | 21.1-12.7-16.9 | 20.8 | 12.3 | 17.2 | 98.70 |
| 2652** | 28.6- 5.7-11.4 | 27.8 | 6.0 | 11.2 | 98.50 |
| #TOTALS - NO. SAMPLES | 2 - SMPLS MISBRANDED | 0 - | | | 98.60 |
| AGRO DISTRIBUTION, LLC-SIKESTON | | SIKESTON, MO | | | |
| 2674** | 15.5- 7.5-31.0 | 16.3 | 6.8 | 31.4 | 100.78 |
| #TOTALS - NO. SAMPLES | 2 - SMPLS MISBRANDED | 0 - | | | 101.87 |
| ALLDREDGE FEED & SEED INC | | STANBERRY, MO | | | |
| 2847** | 6.5-13.0-39.0 | 6.0 | 12.4 | 40.3 | 98.85 |
| 3391 | 12.7-19.5-25.4 | 12.9 | 18.8 | 25.6 | 99.11 |
| #TOTALS - NO. SAMPLES | 3 - SMPLS MISBRANDED | 0 - | | | 99.11 |
| ARRINGTON AG SERVICE | | NEELYVILLE, MO | | | |
| 3940** | 0.0- 0.0-56.0 | 0.0 | 0.0 | 56.0 | 100.00 |
| #TOTALS - NO. SAMPLES | 1 - SMPLS MISBRANDED | 0 - | | | 100.00 |
| B & B COTTON CO | | CAMPBELL, MO | | | |
| 3543** | 8.0-10.0-33.0 | 8.1 | 9.1 | 34.8 | 100.29 |
| #TOTALS - NO. SAMPLES | 2 - SMPLS MISBRANDED | 0 - | | | 101.25 |
| BACKES & TOELKE AGRI PRODUCTS INC | | NEW HAVEN, MO | | | |
| 3675 | 26.1- 8.7- 8.7 | 25.0 | 9.2 | 9.4 | 99.36 |
| 3343 | 27.1- 7.7- 7.7 | 25.8 | 8.3 | 8.8 | 99.61 |
| #TOTALS - NO. SAMPLES | 2 - SMPLS MISBRANDED | 0 - | | | 99.48 |
| BALL FERTILIZER C/O SMITH BROS | | WYACONDA, MO | | | |
| 3564 | 3.0-19.0-38.0 | 4.0 | 18.6 | 38.3 | 101.83 |
| #TOTALS - NO. SAMPLES | 2 - SMPLS MISBRANDED | 0 - | | | 101.56 |
| BARING FARM SERVICE, INC | | BARING, MO | | | |
| 3565 | 3.0-18.0-36.5 | 3.8 | 18.2 | 39.3 | 106.11 |
| #TOTALS - NO. SAMPLES | 2 - SMPLS MISBRANDED | 1 - | | | 105.53 |
| BARRY COUNTY FARMERS CO-OP | | EXETER, MO | | | |
| 2963 | 17.8-17.8-17.8 | 18.7 | 17.4 | 17.0 | 100.22 |

BULK BLEND FERTILIZER

| MANUFACTURER | | % FOUND | | | % Relative Value |
|---|----------------|----------|-------------------------------|--------|------------------|
| No. | Grade | Nitrogen | P ₂ O ₅ | Potash | |
| BARRY COUNTY FARMERS CO-OP EXETER, MO | | | | | |
| 2992 | 22.8- 7.6-15.2 | 23.8 | 7.7 | 13.7 | 100.92 |
| #TOTALS - NO. SAMPLES 2 - SMPLS MISBRANDED 0 - 100.54 | | | | | |
| BARRY COUNTY FARMERS CO-OP STARK CITY, MO | | | | | |
| 2961 | 17.5-17.5-17.5 | 19.0 | 17.6 | 16.0 | 101.94 |
| 4060 | 17.5-17.5-17.5 | 19.0 | 16.2 | 16.7 | 99.54 |
| #TOTALS - NO. SAMPLES 2 - SMPLS MISBRANDED 0 - 100.74 | | | | | |
| BARRY'S ELEVATOR, LLC CLARENCE, MO | | | | | |
| 4435 | 7.0-19.0-34.0 | 7.3 | 18.4 | 34.8 | 100.23 |
| 3219 | 23.0-11.0-11.0 | 22.4 | 12.6 | 12.6 | 104.56 |
| #TOTALS - NO. SAMPLES 2 - SMPLS MISBRANDED 0 - 102.30 | | | | | |
| BARTLETT & COMPANY HIGGINSVILLE, MO | | | | | |
| 2664** | 24.9-12.4-12.4 | 24.1 | 12.4 | 13.4 | 99.31 |
| 2665** | 24.9-12.4-12.4 | 24.0 | 12.7 | 13.5 | 99.89 |
| 3732 | 31.3-10.4-10.4 | 32.8 | 8.8* | 10.3 | 99.68 |
| 3733 | 31.3-10.4-10.4 | 30.0 | 11.6 | 12.2 | 101.71 |
| #TOTALS - NO. SAMPLES 8 - SMPLS MISBRANDED 1 - 101.09 | | | | | |
| BATESVILLE GRAIN AND FERTILIZER BROSELEY, MO | | | | | |
| 3750 | 20.9-15.0-19.6 | 20.7 | 14.4 | 21.0 | 99.78 |
| #TOTALS - NO. SAMPLES 1 - SMPLS MISBRANDED 0 - 99.78 | | | | | |
| BERNIE FARMERS FERTILIZER BERNIE, MO | | | | | |
| 3526** | 15.8-18.9-18.9 | 16.5 | 17.7 | 18.9 | 98.87 |
| 3523 | 20.0-12.0-24.0 | 19.9 | 11.4 | 24.5 | 98.98 |
| #TOTALS - NO. SAMPLES 3 - SMPLS MISBRANDED 0 - 99.59 | | | | | |
| BICHSEL SPREADING SERVICE LEONARD, MO | | | | | |
| 3810 | 17.5-17.5-17.5 | 14.6* | 17.0 | 23.4 | 98.97 |
| 3220 | 18.9-12.6-18.9 | 20.0 | 11.4 | 17.7 | 98.29 |
| #TOTALS - NO. SAMPLES 4 - SMPLS MISBRANDED 1 - 99.45 | | | | | |
| BLAIR FEED & GRAIN INC NEW MELLE, MO | | | | | |
| 3847 | 25.0-10.0-10.0 | 22.0* | 7.2* | 16.4 | 93.50* |
| #TOTALS - NO. SAMPLES 1 - SMPLS MISBRANDED 1 - 93.50 | | | | | |
| BOLIVAR FARMERS EXCHANGE BOLIVAR, MO | | | | | |
| 3176 | 17.4- 7.6-25.0 | 18.2 | 7.1 | 23.7 | 99.07 |
| 3177 | 17.8-17.8-17.8 | 18.8 | 17.2 | 16.9 | 99.89 |
| 2612 | 23.4-11.7-11.7 | 23.7 | 11.3 | 11.0 | 98.90 |
| #TOTALS - NO. SAMPLES 3 - SMPLS MISBRANDED 0 - 99.30 | | | | | |
| BOLIVAR FARMERS EXCHANGE/STOCKTON STOCKTON, MO | | | | | |
| 3811 | 17.8-17.8-17.8 | 18.6 | 18.1 | 15.4* | 99.78 |
| 3812 | 17.8-17.8-17.8 | 16.7 | 17.6 | 19.2 | 98.65 |
| 3828 | 20.3- 6.7-20.3 | 19.1 | 6.7 | 21.1 | 97.85 |
| #TOTALS - NO. SAMPLES 3 - SMPLS MISBRANDED 1 - 98.81 | | | | | |
| BOLIVAR FARMERS EXCHANGE/WEAUBLEAU WEAUBLEAU, MO | | | | | |
| 2848 | 8.3-16.6-33.3 | 8.5 | 16.6 | 32.5 | 99.52 |
| 2984 | 21.2-14.1-14.1 | 22.2 | 14.0 | 12.5* | 100.24 |
| 3648 | 22.8- 7.6-15.2 | 23.4 | 7.8 | 12.9* | 99.08 |
| 2796 | 22.8- 9.4-14.1 | 23.0 | 7.8* | 15.1 | 97.71 |
| 2991 | 22.5-11.2-11.2 | 24.0 | 11.7 | 8.6* | 101.78 |
| #TOTALS - NO. SAMPLES 5 - SMPLS MISBRANDED 4 - 99.67 | | | | | |
| BOLLINGER COUNTY CO-OP MARBLE HILL, MO | | | | | |
| 1924 | 25.0-10.0-10.0 | 26.1 | 8.3* | 8.9* | 97.13 |
| #TOTALS - NO. SAMPLES 1 - SMPLS MISBRANDED 1 - 97.13 | | | | | |
| BOYLES FARM SERVICE, INC FISK, MO | | | | | |
| 4273 | 0.0- 7.0- 7.0 | 0.0 | 8.7 | 7.2 | 117.14 |
| #TOTALS - NO. SAMPLES 1 - SMPLS MISBRANDED 0 - 117.14 | | | | | |
| BRASHEAR AG SERVICE BRASHEAR, MO | | | | | |
| 3399 | 17.0-11.0-23.0 | 18.0 | 10.2 | 28.2 | 107.09 |
| #TOTALS - NO. SAMPLES 1 - SMPLS MISBRANDED 0 - 107.09 | | | | | |

| MANUFACTURER | | % FOUND | | | % Relative Value |
|---|----------------|----------|-------------------------------|--------|------------------|
| No. | Grade | Nitrogen | P ₂ O ₅ | Potash | |
| BROWN'S AGRI SERVICE, INC ROCK PORT, MO | | | | | |
| 3310** | 8.7-23.0-22.1 | 8.7 | 25.4 | 22.2 | 105.73 |
| #TOTALS - NO. SAMPLES 2 - SMPLS MISBRANDED 1 - 100.76 | | | | | |
| BRUMBAUGH INC TAYLOR, MO | | | | | |
| 3635 | 12.0-24.0-24.0 | 11.6 | 24.0 | 24.0 | 99.17 |
| #TOTALS - NO. SAMPLES 2 - SMPLS MISBRANDED 0 - 99.40 | | | | | |
| BUCHHEIT INC PERRYVILLE, MO | | | | | |
| 2788 | 18.9-12.6-18.9 | 20.2 | 10.0* | 18.0 | 95.73* |
| #TOTALS - NO. SAMPLES 2 - SMPLS MISBRANDED 1 - 97.80 | | | | | |
| BUTTERFIELD & ASSOCIATES GRAIN, INC MEADVILLE, MO | | | | | |
| 2940 | 0.0-20.0-33.5 | 0.0 | 23.8 | 31.0* | 106.94 |
| 2906 | 9.0-23.5-29.0 | 8.8 | 23.3 | 30.5 | 100.74 |
| #TOTALS - NO. SAMPLES 4 - SMPLS MISBRANDED 1 - 102.67 | | | | | |
| CAMERON COOP ELEVATOR ASSN CAMERON, MO | | | | | |
| 3667 | 24.5- 9.5- 9.5 | 26.2 | 9.0 | 9.3 | 102.84 |
| 2806 | 24.0-10.0-10.0 | 26.1 | 8.5* | 8.4* | 99.49 |
| #TOTALS - NO. SAMPLES 2 - SMPLS MISBRANDED 1 - 101.15 | | | | | |
| CANTERBURY FARM CENTER WELLSVILLE, MO | | | | | |
| 4391 | 19.9- 6.1-15.7 | 18.4 | 15.5 | 18.2 | 127.03 |
| 3739 | 27.3-13.7-13.7 | 24.1* | 14.1 | 18.1 | 98.75 |
| #TOTALS - NO. SAMPLES 2 - SMPLS MISBRANDED 1 - 110.46 | | | | | |
| CARNEAL FARM SUPPLY, INC BLAIRSTOWN, MO | | | | | |
| 3657 | 23.3-11.6-11.6 | 23.7 | 9.9* | 12.3 | 97.67 |
| 3668 | 24.6-10.2-10.2 | 25.1 | 8.7* | 10.0 | 97.24 |
| #TOTALS - NO. SAMPLES 3 - SMPLS MISBRANDED 2 - 100.58 | | | | | |
| CENTRAL ELEVATOR, INC (OLNEY) SILEX, MO | | | | | |
| 3741 | 26.0- 0.0-26.0 | 23.8* | 0.0 | 28.4 | 97.44 |
| #TOTALS - NO. SAMPLES 2 - SMPLS MISBRANDED 2 - 98.38 | | | | | |
| CENTRAL MISSOURI AGRISERVICE LLC BLACKBURN, MO | | | | | |
| 2696** | 3.0-16.0-38.0 | 3.5 | 15.5 | 38.6 | 100.79 |
| 3313** | 6.1-28.6-22.9 | 5.9 | 27.0 | 24.2 | 97.51 |
| 2038 | 21.5-15.0-18.5 | 20.7 | 16.0 | 19.7 | 101.75 |
| 2037 | 22.0-11.0-20.5 | 22.2 | 11.6 | 21.7 | 103.24 |
| #TOTALS - NO. SAMPLES 7 - SMPLS MISBRANDED 1 - 100.00 | | | | | |
| CENTRAL MISSOURI AGRI SERVICE LLC MALTA BEND, MO | | | | | |
| 4347 | 33.9- 9.0- 9.0 | 33.1 | 9.3 | 9.7 | 99.68 |
| #TOTALS - NO. SAMPLES 5 - SMPLS MISBRANDED 0 - 101.04 | | | | | |
| CENTRAL MISSOURI AGRISERVICE LLC MARSHALL, MO | | | | | |
| 2688** | 6.9-17.6-34.9 | 6.6 | 16.9 | 35.7 | 98.57 |
| 2042** | 8.0-20.5-30.5 | 8.7 | 19.9 | 30.0 | 99.66 |
| 2043** | 8.0-20.5-30.5 | 7.9 | 19.7 | 31.4 | 98.97 |
| 3312 | 8.1-20.7-34.4 | 8.2 | 21.7 | 33.1 | 100.98 |
| 3311** | 8.5-21.7-29.0 | 8.2 | 21.8 | 28.1 | 98.55 |
| 2686 | 9.0-24.0-30.0 | 9.2 | 23.3 | 30.2 | 99.17 |
| 3300** | 11.3-28.8-19.2 | 10.4 | 27.2 | 20.4 | 96.18* |
| 3301** | 11.3-28.8-19.2 | 8.9* | 23.4* | 26.3 | 91.45* |
| 2035 | 24.0-14.4-14.4 | 23.8 | 13.4 | 13.2 | 96.05* |
| #TOTALS - NO. SAMPLES 14 - SMPLS MISBRANDED 5 - 98.42 | | | | | |
| CENTRAL MISSOURI AGRISERVICE LLC SLATER, MO | | | | | |
| 3610** | 0.0-20.0-30.0 | 0.0 | 22.2 | 28.1 | 103.57 |
| 3519 | 24.6-14.6-14.6 | 23.9 | 14.7 | 15.1 | 99.25 |
| 2649 | 30.0-11.0-11.0 | 29.2 | 11.1 | 12.3 | 99.89 |
| 2650 | 30.0-11.0-11.0 | 29.0 | 11.6 | 12.2 | 100.43 |
| #TOTALS - NO. SAMPLES 6 - SMPLS MISBRANDED 1 - 99.98 | | | | | |
| CIRCLE K FARM SUPPLY, INC SEYMOUR, MO | | | | | |
| 4059 | 17.0-17.0-17.0 | 16.5 | 19.4 | 17.7 | 105.29 |
| #TOTALS - NO. SAMPLES 1 - SMPLS MISBRANDED 0 - 105.29 | | | | | |
| CLEVER MILL & SUPPLY INC CLEVER, MO | | | | | |
| 3639 | 17.8- 5.0-25.5 | 17.4 | 6.3 | 24.2 | 100.70 |

BULK BLEND FERTILIZER

| MANUFACTURER | | % FOUND | | | % Relative Value |
|-------------------------------------|----------------------|---------------|-------------------------------|--------|------------------|
| No. | Grade | Nitrogen | P ₂ O ₅ | Potash | |
| CLEVER MILL & SUPPLY INC | | CLEVER, MO | | | |
| 3643 | 22.2- 7.0-16.5 | 22.5 | 5.8* | 16.1 | 97.06 |
| #TOTALS - NO. SAMPLES | 2 - SMPLS MISBRANDED | 1 - | | | 98.83 |
| CO-OP SERVICE CENTER INC | | JACKSON, MO | | | |
| 2673 | 16.0-16.0-16.0 | 14.9 | 16.9 | 17.8 | 101.75 |
| #TOTALS - NO. SAMPLES | 1 - SMPLS MISBRANDED | 0 - | | | 101.75 |
| CO-OP SERVICE CENTER INC | | WHITWATER, MO | | | |
| 2792** | 20.0- 8.0-11.0 | 21.2 | 7.6 | 11.8 | 103.58 |
| 2411 | 34.0-19.0- 0.0 | 34.3 | 20.1 | 0.0 | 102.64 |
| #TOTALS - NO. SAMPLES | 3 - SMPLS MISBRANDED | 0 - | | | 102.17 |
| CONSUMERS OIL COMPANY, INC | | MARYVILLE, MO | | | |
| 2615 | 25.0- 8.0- 8.0 | 25.0 | 8.0 | 8.9 | 101.22 |
| #TOTALS - NO. SAMPLES | 1 - SMPLS MISBRANDED | 0 - | | | 101.22 |
| COOP ASSN #130 | | RHINELAND, MO | | | |
| 2078 | 13.5-17.5-28.5 | 13.1 | 16.9 | 30.6 | 100.11 |
| 3727 | 41.0- 3.0- 3.0 | 41.3 | 3.0 | 3.3 | 100.99 |
| #TOTALS - NO. SAMPLES | 2 - SMPLS MISBRANDED | 0 - | | | 100.55 |
| CRAIG SUPPLY | | CRAIG, MO | | | |
| 2910** | 6.0-28.0-23.0 | 6.1 | 27.9 | 24.4 | 101.54 |
| 3818** | 19.0-13.0-13.0 | 22.8 | 2.2* | 15.6 | 85.19* |
| 2997** | 28.0-11.0- 0.0 | 28.9 | 11.6 | 0.0 | 103.85 |
| #TOTALS - NO. SAMPLES | 3 - SMPLS MISBRANDED | 1 - | | | 97.15 |
| CROP PRODUCTION SERVICES | | LA PLATA, MO | | | |
| 3645 | 22.5- 9.0-13.5 | 22.2 | 7.9* | 14.8 | 98.04 |
| 3646 | 22.5- 9.0-13.5 | 20.9 | 7.8* | 17.6 | 98.04 |
| #TOTALS - NO. SAMPLES | 2 - SMPLS MISBRANDED | 2 - | | | 98.03 |
| CROP PRODUCTION SERVICES | | WESTBORO, MO | | | |
| 1802 | 2.8-13.3-13.3 | 2.9 | 14.0 | 15.3 | 107.91 |
| 2911 | 6.0-28.0-28.0 | 5.6 | 26.7 | 30.4 | 98.96 |
| #TOTALS - NO. SAMPLES | 2 - SMPLS MISBRANDED | 0 - | | | 101.83 |
| CROP PRODUCTION SERVICES | | PARIS, MO | | | |
| 4358 | 5.1-24.1-32.1 | 5.0 | 22.6 | 34.5 | 99.12 |
| 2432 | 5.8-27.8-27.8 | 6.0 | 27.5 | 28.6 | 100.63 |
| #TOTALS - NO. SAMPLES | 3 - SMPLS MISBRANDED | 0 - | | | 99.36 |
| D & S FERTILIZER & PROPANE INC | | CLINTON, MO | | | |
| 2956 | 13.2-19.8-19.8 | 13.3 | 20.4 | 20.1 | 101.98 |
| 2972 | 18.5-24.7-12.3 | 19.2 | 25.6 | 11.3 | 102.23 |
| #TOTALS - NO. SAMPLES | 3 - SMPLS MISBRANDED | 0 - | | | 101.31 |
| DALLAS COUNTY FARMERS EXCHANGE | | BUFFALO, MO | | | |
| 3314 | 5.5-14.1-42.2 | 6.9 | 14.4 | 38.5* | 99.63 |
| 3407 | 17.8-17.8-17.8 | 18.2 | 18.7 | 17.0 | 102.02 |
| 2973 | 19.0-12.6-19.0 | 19.5 | 12.4 | 17.8 | 99.27 |
| 3649 | 22.8- 7.6-15.2 | 23.2 | 7.0 | 14.4 | 98.42 |
| 3658 | 23.4-11.7-11.7 | 23.4 | 12.8 | 10.4* | 101.10 |
| #TOTALS - NO. SAMPLES | 5 - SMPLS MISBRANDED | 2 - | | | 100.14 |
| DALLAS COUNTY FARMERS EX-FAIR GROVE | | BUFFALO, MO | | | |
| 3642 | 19.6- 9.8-19.6 | 17.6* | 10.2 | 21.2 | 97.96 |
| 3415 | 20.3- 6.7-20.3 | 19.0 | 9.0 | 18.9 | 100.81 |
| 3659 | 23.4-11.7-11.7 | 21.0* | 12.0 | 14.3 | 98.05 |
| 3678 | 27.5-18.6- 0.0 | 26.2 | 21.0 | 0.0 | 102.39 |
| #TOTALS - NO. SAMPLES | 4 - SMPLS MISBRANDED | 2 - | | | 99.87 |
| DALLAS COUNTY FARMERS EXCH-URBANA | | BUFFALO, MO | | | |
| 3359 | 8.2-16.5-33.0 | 8.9 | 16.6 | 32.2 | 100.97 |
| 2985 | 21.2-14.1-14.1 | 22.0 | 14.8 | 12.4* | 101.53 |
| 2802 | 23.4-11.7-11.7 | 18.4* | 18.0 | 14.6 | 106.72 |
| #TOTALS - NO. SAMPLES | 3 - SMPLS MISBRANDED | 2 - | | | 103.05 |
| DAVIS FERTILIZER CO | | GRAHAM, MO | | | |
| 3425 | 22.0-22.0- 7.0 | 22.2 | 21.4 | 7.4 | 99.58 |
| 3672 | 23.0-11.5-11.5 | 23.5 | 11.0 | 11.9 | 100.50 |

| MANUFACTURER | | % FOUND | | | % Relative Value |
|------------------------------------|----------------------|----------------|-------------------------------|--------|------------------|
| No. | Grade | Nitrogen | P ₂ O ₅ | Potash | |
| DAVIS FERTILIZER CO | | GRAHAM, MO | | | |
| 3663 | 24.0-12.5- 7.0 | 25.2 | 11.8 | 8.3 | 102.88 |
| #TOTALS - NO. SAMPLES | 3 - SMPLS MISBRANDED | 0 - | | | 100.90 |
| DEBRUCE AG SERVICE, INC | | DEARBORN, MO | | | |
| 2905 | 10.0-26.0-26.0 | 9.8 | 25.7 | 28.6 | 101.63 |
| DEBRUCE AG SERVICE, INC | | DEARBORN, MO | | | |
| 2794 | 22.5-12.8-12.8 | 22.6 | 13.2 | 14.0 | 102.64 |
| 3967 | 26.0- 8.5- 8.5 | 26.6 | 7.4* | 9.0 | 99.35 |
| #TOTALS - NO. SAMPLES | 3 - SMPLS MISBRANDED | 1 - | | | 101.27 |
| DEERFIELD GRAIN | | DEERFIELD, MO | | | |
| 3053 | 24.9-15.3-15.3 | 22.0* | 18.8 | 16.2 | 102.19 |
| #TOTALS - NO. SAMPLES | 4 - SMPLS MISBRANDED | 1 - | | | 99.42 |
| DELTA GROWERS ASSOCIATION | | CHARLESTON, MO | | | |
| 2310** | 0.0- 0.0-31.0 | 0.0 | 0.0 | 31.4 | 101.29 |
| #TOTALS - NO. SAMPLES | 3 - SMPLS MISBRANDED | 0 - | | | 101.08 |
| DELTA GROWERS ASSOC-EAST PRAIRIE | | CHARLESTON, MO | | | |
| 2692** | 4.9-15.4-17.9 | 5.8 | 19.2 | 16.8 | 114.19 |
| 2683 | 13.0-32.9-16.8 | 12.4 | 31.4 | 18.8 | 97.97 |
| #TOTALS - NO. SAMPLES | 4 - SMPLS MISBRANDED | 0 - | | | 101.64 |
| DELTA GROWERS ASSOCIATION-MATTHEWS | | MATTHEWS, MO | | | |
| 3902** | 12.0-12.0-28.0 | 11.2 | 11.3 | 30.5 | 99.34 |
| 3295 | 19.0- 7.5-17.0 | 18.4 | 7.0 | 19.3 | 100.14 |
| #TOTALS - NO. SAMPLES | 3 - SMPLS MISBRANDED | 0 - | | | 101.03 |
| DELTA GROWERS ASSOCIATION-KEWANEE | | KEWANEE, MO | | | |
| 2034** | 40.0- 0.0- 0.0 | 39.3 | 0.0 | 0.0 | 98.25 |
| #TOTALS - NO. SAMPLES | 2 - SMPLS MISBRANDED | 0 - | | | 105.44 |
| DELTA SUPPLY INC | | DELTA, MO | | | |
| 3760** | 16.0-41.0- 0.0 | 16.1 | 40.5 | 0.0 | 99.30 |
| #TOTALS - NO. SAMPLES | 3 - SMPLS MISBRANDED | 0 - | | | 100.31 |
| DISHMAN LIME & PHOSPHATE | | HELENA, MO | | | |
| 3398 | 17.0-12.0-11.5 | 19.3 | 13.8 | 10.2* | 109.93 |
| 2656 | 27.0-13.0-13.0 | 27.2 | 13.7 | 13.9 | 102.90 |
| #TOTALS - NO. SAMPLES | 2 - SMPLS MISBRANDED | 1 - | | | 105.90 |
| DISSEN FARM SUPPLY | | NEW HAVEN, MO | | | |
| 3294 | 19.0-19.0-18.7 | 19.5 | 18.4 | 19.8 | 100.95 |
| 3427 | 22.5-11.3-11.3 | 21.8 | 12.5 | 14.0 | 104.69 |
| 3284 | 26.5-13.5-13.5 | 26.8 | 13.6 | 14.1 | 101.50 |
| #TOTALS - NO. SAMPLES | 3 - SMPLS MISBRANDED | 0 - | | | 102.24 |
| DONLEY FEED & FERTILIZER | | THORNFIELD, MO | | | |
| 3175 | 17.2-17.2-17.2 | 18.3 | 16.1 | 17.7 | 100.58 |
| 3186 | 23.0-11.4-11.4 | 25.1 | 9.5* | 10.8 | 99.75 |
| #TOTALS - NO. SAMPLES | 2 - SMPLS MISBRANDED | 1 - | | | 100.18 |
| DREXEL ELEVATOR | | DREXEL, MO | | | |
| 3059** | 11.6-29.6-19.3 | 11.7 | 29.8 | 17.8 | 99.12 |
| 1749 | 24.9-10.0-10.0 | 24.3 | 11.8 | 9.9 | 102.88 |
| 4467 | 26.1- 8.7- 8.7 | 25.9 | 9.3 | 7.9 | 100.00 |
| #TOTALS - NO. SAMPLES | 4 - SMPLS MISBRANDED | 0 - | | | 100.19 |
| DUNCAN AGRI SERVICE INC | | SAVANNAH, MO | | | |
| 3361 | 0.0-11.0-44.0 | 0.0 | 10.9 | 44.7 | 100.76 |
| 3360** | 0.0-13.0-41.0 | 0.0 | 12.8 | 44.0 | 103.88 |
| 3768 | 9.0-23.0-30.0 | 8.7 | 21.9 | 31.2 | 98.30 |
| 3817 | 19.0- 3.0- 7.0 | 19.5 | 3.4 | 8.4 | 106.27 |
| 3846 | 25.0- 6.0-12.0 | 25.2 | 5.9 | 12.6 | 101.08 |
| #TOTALS - NO. SAMPLES | 5 - SMPLS MISBRANDED | 0 - | | | 101.56 |
| G C DUNN & SONS, INC | | MIDDLETOWN, MO | | | |
| 3745 | 24.7-15.8-15.8 | 23.5 | 15.6 | 17.8 | 99.17 |
| #TOTALS - NO. SAMPLES | 2 - SMPLS MISBRANDED | 0 - | | | 98.14 |

BULK BLEND FERTILIZER

| MANUFACTURER | | % FOUND | | | % Relative Value |
|------------------------------------|----------------------|--------------------|-------------------------------|--------|------------------|
| No. | Grade | Nitrogen | P ₂ O ₅ | Potash | |
| ED HELMREICH FERTILIZER & FARM | | BUNCETON, MO | | | |
| #TOTALS - NO. SAMPLES | 2 - SMPLS MISBRANDED | 0 - | 98.36 | | |
| ED HELMREICH FERTILIZER & FARM | | NELSON, MO | | | |
| 2651 | 29.5-14.5- 9.5 | 27.5 | 15.4 | 12.2 | 100.51 |
| #TOTALS - NO. SAMPLES | 1 - SMPLS MISBRANDED | 0 - | 100.51 | | |
| EL DORADO CHEMICAL | | KENNETT, MO | | | |
| 2685** | 10.0-11.0-23.0 | 11.8 | 11.7 | 21.6 | 105.54 |
| #TOTALS - NO. SAMPLES | 1 - SMPLS MISBRANDED | 0 - | 105.54 | | |
| EOLIA FERTILIZER | | EOLIA, MO | | | |
| 3853 | 29.3- 7.9- 3.4 | 26.8* | 10.0 | 5.6 | 101.80 |
| #TOTALS - NO. SAMPLES | 1 - SMPLS MISBRANDED | 1 - | 101.80 | | |
| EX-CEL MILLING, INC | | SYRACUSE, MO | | | |
| 3077 | 8.5-22.5-31.5 | 8.1 | 21.9 | 32.4 | 98.82 |
| 3191 | 24.5-10.2-10.2 | 23.7 | 11.1 | 11.7 | 102.14 |
| 3848 | 26.0- 8.0- 8.0 | 27.6 | 5.2* | 7.2 | 95.79* |
| 3849 | 26.0- 8.0- 8.0 | 27.8 | 5.2* | 7.3 | 96.45* |
| 3048 | 27.5-13.5-13.5 | 27.8 | 12.7 | 14.4 | 99.90 |
| #TOTALS - NO. SAMPLES | 7 - SMPLS MISBRANDED | 2 - | 98.64 | | |
| FARMERS COOPERATIVE ASSOC. #301 | | SULLIVAN, MO | | | |
| 3292 | 19.5-19.5-19.5 | 18.4 | 19.2 | 21.0 | 98.67 |
| 3289 | 22.5-11.5-22.5 | 21.8 | 10.1* | 25.0 | 98.12 |
| 3280 | 27.2-10.9-16.3 | 25.6 | 12.0 | 17.5 | 100.22 |
| #TOTALS - NO. SAMPLES | 4 - SMPLS MISBRANDED | 1 - | 99.41 | | |
| FARMERS COOPERATIVE SERVICES, INC | | EWING, MO | | | |
| 3608 | 9.0-23.0-29.0 | 8.4 | 21.9 | 32.0 | 99.57 |
| #TOTALS - NO. SAMPLES | 2 - SMPLS MISBRANDED | 0 - | 101.29 | | |
| FARMERS COOPERATIVE SERVICES, INC | | NEW LONDON, MO | | | |
| 2424 | 8.0-22.0-30.0 | 8.3 | 21.6 | 32.9 | 103.00 |
| #TOTALS - NO. SAMPLES | 2 - SMPLS MISBRANDED | 0 - | 102.81 | | |
| FARMERS COOPERATIVE SERVICES, INC | | PALMYRA, MO | | | |
| 3634 | 11.0-17.0-28.0 | 12.0 | 19.4 | 26.4 | 106.19 |
| #TOTALS - NO. SAMPLES | 1 - SMPLS MISBRANDED | 0 - | 106.19 | | |
| FARMERS COOPERATIVE SERVICES, INC | | HANNIBAL, MO | | | |
| 3552 | 7.0-21.0-29.0 | 8.0 | 20.6 | 32.8 | 105.88 |
| #TOTALS - NO. SAMPLES | 2 - SMPLS MISBRANDED | 0 - | 107.03 | | |
| FARMERS ELEVATOR & EXCHANGE CO | | MONROE CITY, MO | | | |
| 3538 | 9.0-23.0-30.0 | 8.9 | 21.7 | 31.7 | 98.83 |
| 4393 | 22.7- 7.5-15.1 | 19.7* | 7.8 | 20.4 | 99.87 |
| 3840 | 22.9-13.0-11.4 | 21.7 | 12.6 | 13.3 | 98.44 |
| #TOTALS - NO. SAMPLES | 3 - SMPLS MISBRANDED | 1 - | 99.01 | | |
| FARMERS ELEVATOR AND SUPPLY CO. | | CLINTON, MO | | | |
| 3653 | 22.9- 9.1-13.8 | 22.4 | 7.7* | 16.0 | 97.94 |
| 3654 | 22.9- 9.1-13.8 | 23.6 | 7.4* | 14.6 | 98.46 |
| #TOTALS - NO. SAMPLES | 4 - SMPLS MISBRANDED | 2 - | 101.03 | | |
| FARMERS ELEVATOR & SUPPLY CO., INC | | HAWK POINT, MO | | | |
| 3293 | 19.3-19.3-19.3 | 18.5 | 19.7 | 20.6 | 100.52 |
| 2036 | 22.0-11.0-22.0 | 22.8 | 10.7 | 22.2 | 101.36 |
| #TOTALS - NO. SAMPLES | 3 - SMPLS MISBRANDED | 0 - | 101.67 | | |
| FARMERS FERTILIZER SERVICES | | DUDLEY, MO | | | |
| 3909 | 3.6- 9.3-21.8 | 3.8 | 9.7 | 26.3 | 111.97 |
| 3910 | 3.6- 9.3-21.8 | 3.8 | 9.6 | 26.4 | 111.76 |
| #TOTALS - NO. SAMPLES | 2 - SMPLS MISBRANDED | 0 - | 111.86 | | |
| FARMERS AG CENTER | | MOUNTAIN GROVE, MO | | | |
| 2560 | 17.7-17.7-17.7 | 17.6 | 13.9* | 20.6 | 94.46* |
| 2561 | 17.7-17.7-17.7 | 18.0 | 16.0 | 18.4 | 97.63 |
| 2562 | 17.7-17.7-17.7 | 18.8 | 15.8* | 17.4 | 97.85 |
| #TOTALS - NO. SAMPLES | 3 - SMPLS MISBRANDED | 2 - | 96.64 | | |

| MANUFACTURER | | % FOUND | | | % Relative Value |
|--------------------------------------|-----------------------|-----------------|-------------------------------|--------|------------------|
| No. | Grade | Nitrogen | P ₂ O ₅ | Potash | |
| FARMERS PRODUCE EXCHANGE-CONWAY | | LEBANON, MO | | | |
| 4067 | 23.4-11.7-11.7 | 23.7 | 11.3 | 10.8 | 98.66 |
| #TOTALS - NO. SAMPLES | 1 - SMPLS MISBRANDED | 0 - | 98.66 | | |
| FARMERS PRODUCE EXCHANGE-GROVESPRING | | LEBANON, MO | | | |
| 3416 | 20.3- 6.7-20.3 | 20.9 | 6.6 | 18.9 | 99.46 |
| 3417 | 20.3- 6.7-20.3 | 21.4 | 6.0* | 18.2* | 98.25 |
| #TOTALS - NO. SAMPLES | 2 - SMPLS MISBRANDED | 1 - | 98.85 | | |
| FARMERS PRODUCE EXCHANGE-LEBANON | | LEBANON, MO | | | |
| 3819 | 19.5- 6.5-19.4 | 21.2 | 6.2 | 17.3* | 100.98 |
| 3820** | 19.5- 6.5-19.4 | 20.4 | 5.7* | 18.5 | 99.02 |
| 3830 | 20.9- 9.3-17.6 | 21.0 | 9.2 | 17.8 | 100.26 |
| #TOTALS - NO. SAMPLES | 3 - SMPLS MISBRANDED | 2 - | 100.09 | | |
| FOWLER ELEVATOR, INC-HARRIS | | NEWTOWN, MO | | | |
| 2798 | 23.0-11.0-11.0 | 22.9 | 12.0 | 13.0 | 104.81 |
| #TOTALS - NO. SAMPLES | 1 - SMPLS MISBRANDED | 0 - | 104.81 | | |
| GAGE'S FERTILIZER & GRAIN, INC | | ALBANY, MO | | | |
| 2691 | 5.5-28.0-28.0 | 5.6 | 26.4 | 30.4 | 99.37 |
| 2850 | 13.5- 4.5- 4.5 | 13.5 | 5.1 | 5.2 | 104.69 |
| #TOTALS - NO. SAMPLES | 2 - SMPLS MISBRANDED | 0 - | 100.95 | | |
| GAGE'S FERTILIZER & GRAIN INC | | STANBERRY, MO | | | |
| 2694 | 4.0-19.0-38.5 | 3.6 | 15.2* | 44.4 | 97.04 |
| 2849 | 11.0-22.5-22.5 | 12.5 | 21.8 | 22.8 | 102.12 |
| 2805 | 24.0- 9.5- 9.5 | 25.7 | 9.9 | 9.3 | 105.23 |
| #TOTALS - NO. SAMPLES | 3 - SMPLS MISBRANDED | 1 - | 101.35 | | |
| GARD CROP SERVICE | | PALMYRA, MO | | | |
| 2916 | 2.8-13.3-44.6 | 2.4* | 11.2* | 47.0 | 96.61* |
| #TOTALS - NO. SAMPLES | 2 - SMPLS MISBRANDED | 2 - | 96.26 | | |
| GREAT WESTERN AG | | BUTLER, MO | | | |
| 2039 | 21.5-17.4-17.4 | 21.0 | 16.2 | 19.2 | 98.32 |
| #TOTALS - NO. SAMPLES | 1 - SMPLS MISBRANDED | 0 - | 98.32 | | |
| GLASGOW MFA | | GLASGOW, MO | | | |
| 3633** | 5.3-25.3-25.3 | 5.4 | 25.3 | 25.4 | 100.35 |
| 3554** | 5.5-26.4-26.3 | 5.2 | 24.2* | 25.9 | 94.01* |
| 2689 | 5.8-27.8-27.8 | 5.8 | 27.4 | 27.9 | 99.26 |
| 4323 | 16.5-16.5-16.5 | 15.6 | 15.6 | 19.5 | 99.27 |
| 1917 | 20.0-14.5-14.5 | 20.5 | 14.2 | 15.2 | 101.32 |
| 4321 | 21.5-12.5-13.0 | 22.7 | 13.0 | 12.5 | 103.58 |
| 4322 | 21.5-12.5-13.0 | 22.6 | 12.3 | 12.7 | 101.85 |
| #TOTALS - NO. SAMPLES | 14 - SMPLS MISBRANDED | 1 - | 101.64 | | |
| GOOD EARTH, INC | | BONNE TERRE, MO | | | |
| 4549 | 28.0-13.0-13.0 | 28.0 | 12.3 | 13.9 | 99.47 |
| #TOTALS - NO. SAMPLES | 1 - SMPLS MISBRANDED | 0 - | 99.47 | | |
| GOUGH CROP SERVICE/UAP RICHTER | | PERRY, MO | | | |
| 3544 | 8.0-21.0-32.0 | 7.0* | 18.2* | 36.9 | 97.00 |
| #TOTALS - NO. SAMPLES | 2 - SMPLS MISBRANDED | 2 - | 96.18 | | |
| TOM GRAY FARM SERVICE INC. | | FAIRDEALING, MO | | | |
| 2784 | 17.0-17.0-17.0 | 18.7 | 16.3 | 18.1 | 103.65 |
| 2789 | 19.4- 9.6-19.4 | 20.6 | 9.9 | 18.0 | 102.07 |
| #TOTALS - NO. SAMPLES | 2 - SMPLS MISBRANDED | 0 - | 102.89 | | |
| TOM GRAY FARM SERVICE, INC | | NAYLOR, MO | | | |
| 3272** | 37.0- 0.0- 0.0 | 36.7 | 0.0 | 0.0 | 99.19 |
| #TOTALS - NO. SAMPLES | 1 - SMPLS MISBRANDED | 0 - | 99.19 | | |
| GREGORY FARMS | | EOLIA, MO | | | |
| 3737 | 27.3-11.7-13.6 | 26.3 | 11.5 | 16.6 | 100.66 |
| #TOTALS - NO. SAMPLES | 1 - SMPLS MISBRANDED | 0 - | 100.66 | | |
| GRO-MOR FERTILIZER INC | | WEST PLAINS, MO | | | |
| 2966 | 17.8-17.8-17.8 | 16.4 | 16.7 | 21.6 | 98.65 |

BULK BLEND FERTILIZER

| MANUFACTURER | | % FOUND | | | % Relative Value |
|--------------------------------|----------------------|-------------------|-------------------------------|--------|------------------|
| No. | Grade | Nitrogen | P ₂ O ₅ | Potash | |
| GRO-MOR FERTILIZER INC | | WEST PLAINS, MO | | | |
| 2967 | 17.8-17.8-17.8 | 16.8 | 18.5 | 20.0 | 101.80 |
| #TOTALS - NO. SAMPLES | 2 - SMPLS MISBRANDED | 0 - | 100.22 | | |
| GUIER CHEMICAL & FERTILIZER | | HOUSTONIA, MO | | | |
| 3640 | 19.0-12.0-19.0 | 18.4 | 11.6 | 19.8 | 98.52 |
| 1920 | 22.0-13.0-13.0 | 25.9 | 10.2* | 8.5* | 97.23 |
| 3669 | 25.0-13.0- 8.0 | 25.4 | 12.2 | 7.5 | 98.45 |
| #TOTALS - NO. SAMPLES | 5 - SMPLS MISBRANDED | 1 - | 98.40 | | |
| HANNIBAL BOARD OF PUBLIC WORKS | | HANNIBAL, MO | | | |
| #TOTALS - NO. SAMPLES | 1 - SMPLS MISBRANDED | 0 - | 270.00 | | |
| HARTVILLE MILLING CO | | HARTVILLE, MO | | | |
| 3409 | 19.5- 9.7-19.5 | 19.8 | 9.1 | 19.1 | 98.72 |
| 3671 | 25.5- 7.5- 9.7 | 27.0 | 6.0* | 8.7* | 98.68 |
| #TOTALS - NO. SAMPLES | 2 - SMPLS MISBRANDED | 1 - | 98.69 | | |
| HAWK FERTILIZER | | BOLIVAR, MO | | | |
| 2785 | 17.8-17.8-17.8 | 19.0 | 19.2 | 15.1* | 102.81 |
| 3178 | 17.8-17.8-17.8 | 18.8 | 17.5 | 16.6 | 100.22 |
| 3957 | 17.8-17.8-17.8 | 17.5 | 17.6 | 17.6 | 98.65 |
| 3963 | 23.4-11.7-11.7 | 23.8 | 11.8 | 10.7 | 100.00 |
| 4396 | 27.7- 6.9- 6.9 | 28.4 | 6.4 | 6.3 | 99.74 |
| #TOTALS - NO. SAMPLES | 5 - SMPLS MISBRANDED | 1 - | 100.30 | | |
| HEETCO FARM CENTER | | LA BELLE, MO | | | |
| 3551 | 7.0-18.5-37.0 | 6.8 | 17.6 | 37.7 | 98.30 |
| #TOTALS - NO. SAMPLES | 2 - SMPLS MISBRANDED | 0 - | 100.75 | | |
| HEIMAN INC | | ROCKVILLE, MO | | | |
| 2040 | 20.0-15.0-20.0 | 20.6 | 14.3 | 22.4 | 102.44 |
| 3282 | 27.0-13.0-13.0 | 25.3 | 13.1 | 15.6 | 99.35 |
| #TOTALS - NO. SAMPLES | 3 - SMPLS MISBRANDED | 0 - | 101.73 | | |
| HEIMAN AGRI-SERVICES, IN | | BUTLER, MO | | | |
| 3181 | 19.0-14.0-14.0 | 20.2 | 16.0 | 15.0 | 109.25 |
| 3052 | 25.0-15.0-15.0 | 22.4* | 14.8 | 19.3 | 98.63 |
| #TOTALS - NO. SAMPLES | 3 - SMPLS MISBRANDED | 1 - | 105.04 | | |
| HEIMSOTH AG SERVICE | | COLE CAMP, MO | | | |
| 2659 | 25.9-14.8-14.8 | 25.3 | 14.5 | 14.5 | 97.82 |
| 2661 | 25.4-15.2-15.2 | 24.7 | 16.3 | 15.2 | 100.83 |
| #TOTALS - NO. SAMPLES | 2 - SMPLS MISBRANDED | 0 - | 99.32 | | |
| HEIMSOTH AGRI SERVICE INC | | CORDER, MO | | | |
| 3555 | 5.5-27.5-27.5 | 5.7 | 26.4 | 29.6 | 100.32 |
| #TOTALS - NO. SAMPLES | 3 - SMPLS MISBRANDED | 0 - | 99.89 | | |
| HELENA CHEMICAL COMPANY | | CLARKTON, MO | | | |
| 3528 | 14.0-17.0-26.0 | 13.8 | 17.0 | 28.6 | 102.50 |
| 3524** | 19.0-10.0-13.0 | 18.9 | 11.0 | 13.0 | 102.54 |
| #TOTALS - NO. SAMPLES | 4 - SMPLS MISBRANDED | 1 - | 101.92 | | |
| HELENA CHEMICAL COMPANY | | HAYTI, MO | | | |
| #TOTALS - NO. SAMPLES | 1 - SMPLS MISBRANDED | 0 - | 107.27 | | |
| HELENA CHEMICAL CO | | NEW MADRID, MO | | | |
| 4010** | 9.0-10.9-32.9 | 8.4 | 8.8* | 36.0 | 96.84* |
| #TOTALS - NO. SAMPLES | 1 - SMPLS MISBRANDED | 1 - | 96.84 | | |
| HENSON FARM SUPPLY, INC | | WILLIAMSVILLE, MO | | | |
| #TOTALS - NO. SAMPLES | 1 - SMPLS MISBRANDED | 1 - | 109.80 | | |
| HILLER CUSTOM SPREADING | | HOUSTONIA, MO | | | |
| 3535 | 5.0-24.5-32.5 | 5.7 | 25.0 | 31.8 | 101.86 |
| 3557 | 5.0-24.5-32.5 | 5.2 | 24.0 | 34.2 | 101.20 |
| 1792 | 26.5-12.0-12.0 | 26.5 | 12.2 | 13.4 | 102.02 |
| #TOTALS - NO. SAMPLES | 4 - SMPLS MISBRANDED | 0 - | 101.05 | | |
| HOELSCHER FERTILIZER & LIME | | HUMANSVILLE, MO | | | |
| 2976** | 19.6- 7.4-19.6 | 19.5 | 7.8 | 20.1 | 101.49 |

| MANUFACTURER | | % FOUND | | | % Relative Value |
|-------------------------------------|----------------------|-----------------|-------------------------------|--------|------------------|
| No. | Grade | Nitrogen | P ₂ O ₅ | Potash | |
| HOELSCHER FERTILIZER & LIME | | HUMANSVILLE, MO | | | |
| 4297 | 23.0-11.0-11.0 | 23.7 | 11.1 | 10.4 | 101.27 |
| 4298 | 23.0-11.0-11.0 | 21.6 | 11.7 | 13.6 | 101.52 |
| #TOTALS - NO. SAMPLES | 3 - SMPLS MISBRANDED | 0 - | 101.42 | | |
| HOFFMAN & REED, INC | | GILMAN CITY, MO | | | |
| #TOTALS - NO. SAMPLES | 1 - SMPLS MISBRANDED | 0 - | 106.20 | | |
| HOFFMAN & REED, INC | | TRENTON, MO | | | |
| 2693 | 4.0-19.0-38.0 | 4.2 | 17.6 | 39.0 | 98.33 |
| 2971 | 18.0- 6.0-24.0 | 18.7 | 6.0 | 24.4 | 102.50 |
| #TOTALS - NO. SAMPLES | 2 - SMPLS MISBRANDED | 0 - | 100.25 | | |
| HOPKINS SEED & CHEMICAL INC | | QULIN, MO | | | |
| 3751 | 20.0- 9.0-24.0 | 20.2 | 9.0 | 25.4 | 102.20 |
| #TOTALS - NO. SAMPLES | 1 - SMPLS MISBRANDED | 0 - | 102.20 | | |
| HUMPHREY FEED & SEED | | MONTICELLO, MO | | | |
| 3558 | 5.0-26.0-30.0 | 5.7 | 26.9 | 30.2 | 103.70 |
| 4394 | 23.0- 9.0-11.0 | 22.3 | 9.9 | 14.3 | 104.93 |
| #TOTALS - NO. SAMPLES | 2 - SMPLS MISBRANDED | 0 - | 104.25 | | |
| HYDRO - MERSCHMANN LLC (FT MADISON) | | WEST POINT, IA | | | |
| 3517 | 26.8- 8.9-17.8 | 18.0* | 8.8 | 29.8 | 93.50* |
| #TOTALS - NO. SAMPLES | 1 - SMPLS MISBRANDED | 1 - | 93.50 | | |
| INMAN FEED STORE | | DONIPHAN, MO | | | |
| 3397 | 17.0-17.0-17.0 | 17.0 | 18.6 | 18.0 | 104.94 |
| 3662 | 24.0-11.0-11.0 | 23.5 | 11.1 | 10.4 | 98.27 |
| 3680 | 29.0-15.0- 0.0 | 27.8 | 16.3 | 0.0 | 100.23 |
| #TOTALS - NO. SAMPLES | 3 - SMPLS MISBRANDED | 0 - | 101.18 | | |
| JAMES AGRI CENTER, INC | | NEELYVILLE, MO | | | |
| 3897 | 23.0- 0.0-30.0 | 19.4* | 0.0 | 35.0 | 97.11 |
| #TOTALS - NO. SAMPLES | 1 - SMPLS MISBRANDED | 1 - | 97.11 | | |
| JANES SOIL SERVICE | | QULIN, MO | | | |
| 3907 | 7.0-18.0-36.0 | 6.9 | 18.1 | 36.8 | 100.93 |
| #TOTALS - NO. SAMPLES | 1 - SMPLS MISBRANDED | 0 - | 100.93 | | |
| JOHNSON FEED STORE INC | | PIEDMONT, MO | | | |
| 1914 | 17.0-17.0-17.0 | 17.6 | 17.6 | 18.1 | 104.12 |
| #TOTALS - NO. SAMPLES | 1 - SMPLS MISBRANDED | 0 - | 104.12 | | |
| JONES BROS. AGRI SERVICE, LLC | | LA MONTE, MO | | | |
| 3076 | 8.5-22.5-29.0 | 8.3 | 21.6 | 31.1 | 99.89 |
| 3071 | 10.0-26.0-26.0 | 9.5 | 24.8 | 28.8 | 99.39 |
| 3965 | 25.0-10.0-10.0 | 24.9 | 10.1 | 9.6 | 99.50 |
| 3966 | 25.0-10.0-10.0 | 24.2 | 10.7 | 9.8 | 99.50 |
| 1750 | 26.0- 5.5- 5.5 | 28.2 | 5.8 | 6.2 | 108.32 |
| 3045** | 38.0- 3.5- 5.0 | 37.2 | 4.3 | 6.0 | 101.14 |
| #TOTALS - NO. SAMPLES | 8 - SMPLS MISBRANDED | 0 - | 100.71 | | |
| KEENEY FERTILIZER SERVICE, INC | | OWENSVILLE, MO | | | |
| 3287 | 24.0-16.0-16.0 | 20.8* | 16.5 | 20.1 | 98.65 |
| 3288 | 24.0-16.0-16.0 | 22.6 | 16.3 | 16.7 | 98.44 |
| #TOTALS - NO. SAMPLES | 2 - SMPLS MISBRANDED | 1 - | 98.54 | | |
| KELSO MILLING CO | | SCOTT CITY, MO | | | |
| 3306 | 9.0-23.0-30.0 | 8.4 | 21.9 | 31.9 | 98.40 |
| 3666 | 24.5- 9.5-10.0 | 24.4 | 8.0* | 11.0 | 97.18 |
| #TOTALS - NO. SAMPLES | 4 - SMPLS MISBRANDED | 1 - | 100.58 | | |
| KEN-MO AGRICULTURE CENTER, INC | | KENNETT, MO | | | |
| 2672 | 18.5-18.5-18.5 | 18.6 | 20.2 | 18.4 | 103.78 |
| 4349 | 27.0- 0.0-23.0 | 25.9 | 0.0 | 24.5 | 99.09 |
| #TOTALS - NO. SAMPLES | 2 - SMPLS MISBRANDED | 0 - | 101.65 | | |
| KERR GRAIN & SEED, INC | | MEMPHIS, MO | | | |
| 3661 | 23.6- 7.8-11.8 | 22.2 | 8.2 | 13.8 | 100.00 |
| #TOTALS - NO. SAMPLES | 1 - SMPLS MISBRANDED | 0 - | 100.00 | | |

BULK BLEND FERTILIZER

| MANUFACTURER | | % FOUND | | | % Relative Value |
|----------------------------------|----------------|-------------------|-------------------------------|--------|------------------|
| No. | Grade | Nitrogen | P ₂ O ₅ | Potash | |
| KINDER PLANT FOOD | | LICKING, MO | | | |
| 4291 | 17.8-17.8-17.8 | 17.8 | 17.6 | 18.5 | 100.34 |
| 4299 | 23.4-11.7-11.7 | 22.8 | 11.4 | 11.8 | 97.92 |
| #TOTALS - NO. SAMPLES | | 2 - SMPLS | MISBRANDED | 0 - | 99.18 |
| KOTTWITZ FERT. CO. | | OSCEOLA, MO | | | |
| 2658 | 26.0- 8.0-17.0 | 25.6 | 9.1 | 17.2 | 101.88 |
| 3512 | 27.0-13.0-13.0 | 27.0 | 13.7 | 14.2 | 102.80 |
| 3513 | 27.0-13.0-13.0 | 26.7 | 13.9 | 14.2 | 102.58 |
| 3514 | 27.0-13.0-13.0 | 26.5 | 14.3 | 14.7 | 103.55 |
| #TOTALS - NO. SAMPLES | | 4 - SMPLS | MISBRANDED | 0 - | 102.71 |
| LEBANON FARM CENTER | | LEBANON, MO | | | |
| 3815 | 17.8-17.8-17.8 | 17.7 | 16.9 | 18.8 | 98.88 |
| 3816 | 17.8-17.8-17.8 | 18.3 | 18.2 | 16.6 | 100.67 |
| 3823 | 20.0- 7.0-20.0 | 20.3 | 6.7 | 20.5 | 100.68 |
| 3824 | 20.0- 7.0-20.0 | 19.4 | 6.4 | 21.6 | 98.92 |
| #TOTALS - NO. SAMPLES | | 4 - SMPLS | MISBRANDED | 0 - | 99.78 |
| LEETON ELEVATOR | | LEETON, MO | | | |
| 2009 | 22.0-10.0-18.0 | 22.6 | 13.2 | 19.6 | 111.22 |
| 2010 | 22.0-10.0-18.0 | 22.6 | 10.2 | 21.6 | 106.34 |
| #TOTALS - NO. SAMPLES | | 2 - SMPLS | MISBRANDED | 0 - | 108.78 |
| LEGRAND'S FEED & FERTILIZER | | POPLAR BLUFF, MO | | | |
| #TOTALS - NO. SAMPLES | | 2 - SMPLS | MISBRANDED | 0 - | 108.82 |
| LEGRAND FERTILIZER | | POPLAR BLUFF, MO | | | |
| 3299** | 19.0-29.5- 0.0 | 18.5 | 30.0 | 0.0 | 100.00 |
| #TOTALS - NO. SAMPLES | | 1 - SMPLS | MISBRANDED | 0 - | 100.00 |
| LINCOLN COUNTY FARMERS COOP, INC | | TROY, MO | | | |
| 4489 | 16.6-13.8-27.7 | 17.0 | 13.0 | 26.9 | 98.19 |
| 2041 | 19.4-19.4-19.4 | 20.0 | 18.3 | 20.4 | 100.00 |
| 4231 | 28.0-13.0-13.0 | 28.2 | 13.5 | 12.4 | 100.84 |
| #TOTALS - NO. SAMPLES | | 3 - SMPLS | MISBRANDED | 0 - | 99.71 |
| LOGANBILL FERTILIZER INC | | VERSAILLES, MO | | | |
| 4433 | 9.0-23.0-31.0 | 8.2 | 21.0 | 32.7 | 95.89* |
| 4466 | 24.4- 9.9- 9.9 | 23.5 | 10.0 | 11.1 | 99.49 |
| 4468 | 27.1- 0.0-11.0 | 25.9 | 0.0 | 13.5 | 100.15 |
| 4428** | 29.7-11.5- 0.0 | 20.7* | 12.4 | 0.0 | 80.34* |
| #TOTALS - NO. SAMPLES | | 4 - SMPLS | MISBRANDED | 2 - | 93.64 |
| LOHMAN PRODUCERS EXCHANGE | | LOHMAN, MO | | | |
| 2855 | 16.6-16.6-19.3 | 15.9 | 17.4 | 19.6 | 100.58 |
| 3506 | 29.2- 9.7-14.6 | 27.4 | 10.0 | 17.2 | 99.57 |
| #TOTALS - NO. SAMPLES | | 2 - SMPLS | MISBRANDED | 0 - | 100.05 |
| LOWRY CITY FARMERS EXCHANGE/ | | LOWRY CITY, MO | | | |
| 1748 | 23.3-11.6-11.6 | 23.5 | 10.1* | 12.5 | 97.91 |
| 2011 | 27.2-13.6-13.6 | 25.6 | 14.3 | 15.5 | 100.11 |
| 2012 | 27.2-13.6-13.6 | 25.2 | 14.6 | 15.6 | 100.00 |
| #TOTALS - NO. SAMPLES | | 6 - SMPLS | MISBRANDED | 1 - | 98.89 |
| LUMSDEN FARM SUPPLY | | PURDIN, MO | | | |
| 3179 | 19.0- 9.5-19.5 | 18.6 | 10.1 | 21.5 | 103.14 |
| 3180 | 19.0- 9.5-19.5 | 18.9 | 9.8 | 20.7 | 102.09 |
| #TOTALS - NO. SAMPLES | | 2 - SMPLS | MISBRANDED | 0 - | 102.61 |
| MADISON COUNTY FARM SUPPLY INC | | FREDERICKTOWN, MO | | | |
| 1795 | 17.5-17.5-17.5 | 17.0 | 18.0 | 19.6 | 102.40 |
| #TOTALS - NO. SAMPLES | | 1 - SMPLS | MISBRANDED | 0 - | 102.40 |
| MAITLAND GRAIN & FERTILIZER | | MAITLAND, MO | | | |
| 3392 | 13.0- 8.0- 8.0 | 14.0 | 8.8 | 9.4 | 110.00 |
| #TOTALS - NO. SAMPLES | | 1 - SMPLS | MISBRANDED | 0 - | 110.00 |
| MARSHFIELD MILLS INC | | MARSHFIELD, MO | | | |
| 3813 | 17.8-17.8-17.8 | 18.3 | 16.7 | 17.6 | 98.43 |
| 3814 | 17.8-17.8-17.8 | 17.7 | 16.8 | 18.7 | 98.54 |

| MANUFACTURER | | % FOUND | | | % Relative Value |
|-----------------------------|----------------|------------------|-------------------------------|--------|------------------|
| No. | Grade | Nitrogen | P ₂ O ₅ | Potash | |
| MARSHFIELD MILLS INC | | MARSHFIELD, MO | | | |
| 3851 | 26.1- 8.7- 8.7 | 26.0 | 8.5 | 9.0 | 99.62 |
| #TOTALS - NO. SAMPLES | | 3 - SMPLS | MISBRANDED | 0 - | 98.82 |
| MARTHASVILLE AG CENTER, INC | | MARTHASVILLE, MO | | | |
| 3345** | 22.3- 0.0-19.1 | 20.9 | 0.0 | 21.3 | 99.06 |
| 3674 | 26.1- 8.7- 8.7 | 24.0* | 9.8 | 10.9 | 100.26 |
| #TOTALS - NO. SAMPLES | | 2 - SMPLS | MISBRANDED | 1 - | 99.71 |
| MCCORD GIN COMPANY | | GIDEON, MO | | | |
| 3532** | 9.3- 9.3-36.2 | 9.2 | 9.1 | 38.2 | 101.91 |
| 3531 | 10.0-10.0-39.0 | 10.1 | 10.5 | 39.6 | 102.28 |
| 3527 | 14.7-17.7-26.6 | 14.5 | 17.8 | 26.8 | 100.00 |
| #TOTALS - NO. SAMPLES | | 4 - SMPLS | MISBRANDED | 0 - | 101.64 |
| MESMER FERTILIZER | | BETHEL, MO | | | |
| 3393 | 14.6-18.3-21.9 | 13.1* | 18.3 | 23.8 | 98.75 |
| 4292 | 18.9-12.6-18.9 | 16.6* | 12.6 | 23.8 | 100.37 |
| #TOTALS - NO. SAMPLES | | 3 - SMPLS | MISBRANDED | 2 - | 99.60 |
| METZ GRAIN - HARWOOD | | HARWOOD, MO | | | |
| 2964 | 17.8-17.8-17.8 | 17.6 | 16.7 | 16.8 | 95.96* |
| 2965 | 17.8-17.8-17.8 | 17.4 | 15.6* | 18.0 | 94.38* |
| #TOTALS - NO. SAMPLES | | 2 - SMPLS | MISBRANDED | 2 - | 95.16 |
| METZ GRAIN - JASPER | | JASPER, MO | | | |
| 2801 | 23.3-11.7-11.7 | 24.4 | 11.0 | 10.8 | 99.88 |
| #TOTALS - NO. SAMPLES | | 5 - SMPLS | MISBRANDED | 0 - | 100.47 |
| METZ GRAIN-METZ | | METZ, MO | | | |
| 2044 | 6.8-17.4-37.3 | 6.8 | 18.1 | 37.6 | 101.98 |
| 2045 | 6.8-17.4-37.3 | 6.5 | 17.6 | 37.8 | 100.35 |
| 3302 | 11.1-28.4-23.0 | 11.2 | 29.0 | 22.3 | 100.69 |
| 2113 | 24.4-10.5-10.5 | 24.4 | 11.0 | 10.1 | 100.75 |
| #TOTALS - NO. SAMPLES | | 4 - SMPLS | MISBRANDED | 0 - | 100.93 |
| MFA AGRI SERVICES | | ADVANCE, MO | | | |
| 3423 | 21.3-13.0-13.0 | 20.5 | 13.4 | 13.8 | 100.00 |
| 4348 | 29.0-12.0-12.0 | 29.3 | 12.2 | 11.9 | 100.96 |
| #TOTALS - NO. SAMPLES | | 3 - SMPLS | MISBRANDED | 0 - | 100.92 |
| MFA AGRI SERVICES | | ALBANY, MO | | | |
| 3609 | 0.0-20.5-33.0 | 0.0 | 18.8 | 36.6 | 100.27 |
| 3638 | 17.5-11.5-11.5 | 17.7 | 12.1 | 12.3 | 103.45 |
| 3697 | 21.5- 0.0- 0.0 | 21.7 | 0.0 | 0.0 | 100.93 |
| #TOTALS - NO. SAMPLES | | 3 - SMPLS | MISBRANDED | 0 - | 101.60 |
| MFA AGRI SERVICES | | ASH GROVE, MO | | | |
| 2569 | 22.8- 7.6-15.2 | 23.0 | 7.9 | 14.3 | 100.13 |
| 3430 | 22.8- 7.6-15.2 | 23.3 | 7.5 | 15.1 | 100.92 |
| 3431 | 22.8- 7.6-15.2 | 22.9 | 6.4* | 15.6 | 97.63 |
| #TOTALS - NO. SAMPLES | | 3 - SMPLS | MISBRANDED | 1 - | 99.56 |
| MFA AGRI SERVICES | | AURORA, MO | | | |
| 3429 | 22.8- 7.6-15.2 | 23.6 | 6.5* | 14.3 | 98.03 |
| #TOTALS - NO. SAMPLES | | 1 - SMPLS | MISBRANDED | 1 - | 98.03 |
| MFA AGRI SERVICES | | AVA, MO | | | |
| 3402 | 17.7-17.7-17.7 | 17.9 | 19.0 | 17.0 | 102.60 |
| 3418 | 20.5- 5.1-20.5 | 21.4 | 6.6 | 18.6 | 104.04 |
| #TOTALS - NO. SAMPLES | | 2 - SMPLS | MISBRANDED | 0 - | 103.24 |
| MFA AGRI SERVICES | | BENTON, MO | | | |
| 2169 | 26.0- 0.0-25.5 | 23.6* | 0.0 | 30.1 | 99.74 |
| #TOTALS - NO. SAMPLES | | 2 - SMPLS | MISBRANDED | 1 - | 100.40 |
| MFA AGRI SERVICES | | BERNIE, MO | | | |
| 3607 | 6.0-26.0-26.0 | 6.1 | 25.7 | 27.6 | 101.33 |
| #TOTALS - NO. SAMPLES | | 2 - SMPLS | MISBRANDED | 0 - | 103.73 |

BULK BLEND FERTILIZER

| MANUFACTURER | | % FOUND | | | % Relative Value |
|---|----------------|----------|-------------------------------|--------|------------------|
| No. | Grade | Nitrogen | P ₂ O ₅ | Potash | |
| MFA AGRI SERVICES BIRCH TREE, MO | | | | | |
| 1915 | 17.0-17.0-17.0 | 16.0 | 19.8 | 19.0 | 106.59 |
| #TOTALS - NO. SAMPLES 1 - SMPLS MISBRANDED 0 - 106.59 | | | | | |
| MFA AGRI SERVICES BOONVILLE, MO | | | | | |
| 3539 | 9.0-23.0-31.0 | 8.4 | 22.0 | 32.8 | 98.53 |
| 3764 | 10.3-26.4-26.4 | 10.7 | 26.9 | 25.6 | 101.00 |
| 4591 | 15.4-20.6-20.6 | 15.3 | 19.6 | 21.2 | 98.27 |
| 3825 | 20.1- 7.9-20.1 | 18.1 | 7.8 | 23.4 | 98.82 |
| 3644 | 21.2-14.1-14.2 | 20.0 | 14.0 | 15.1 | 98.00 |
| #TOTALS - NO. SAMPLES 10 - SMPLS MISBRANDED 2 - 98.60 | | | | | |
| MFA AGRI SERVICES BROOKFIELD, MO | | | | | |
| 4436 | 6.0-28.0-28.0 | 6.0 | 26.9 | 28.4 | 98.13 |
| 3060 | 11.5-11.5-17.5 | 11.6 | 12.5 | 20.0 | 107.40 |
| 3507 | 27.5-11.5-13.5 | 27.2 | 11.6 | 15.4 | 101.64 |
| #TOTALS - NO. SAMPLES 3 - SMPLS MISBRANDED 0 - 101.75 | | | | | |
| MFA AGRI SERVICES BROWNING, MO | | | | | |
| 3082 | 3.0-14.5-43.5 | 2.8 | 12.5* | 45.5 | 96.94* |
| 3081 | 5.0-25.0-31.0 | 5.1 | 23.8 | 32.9 | 99.67 |
| 3080 | 5.5-26.5-29.5 | 5.6 | 26.3 | 30.2 | 100.53 |
| 2171 | 29.0-11.5-11.5 | 28.5 | 11.9 | 12.6 | 100.97 |
| #TOTALS - NO. SAMPLES 4 - SMPLS MISBRANDED 1 - 99.63 | | | | | |
| MFA AGRI SERVICES BURLINGTON JCT, MO | | | | | |
| 2995 | 24.5-10.0-10.0 | 24.5 | 11.3 | 10.7 | 104.18 |
| 2876 | 26.0-18.5-11.0 | 25.7 | 17.7 | 12.7 | 99.50 |
| 4009** | 27.5-11.5-11.5 | 26.7 | 9.2* | 16.0 | 98.10 |
| #TOTALS - NO. SAMPLES 4 - SMPLS MISBRANDED 1 - 100.73 | | | | | |
| MFA AGRI SERVICES CABOOL, MO | | | | | |
| 4293 | 20.6- 5.1-20.6 | 21.0 | 5.2 | 19.8 | 100.28 |
| 4296 | 22.5- 0.0-20.5 | 22.1 | 0.0 | 20.4 | 98.63 |
| #TOTALS - NO. SAMPLES 2 - SMPLS MISBRANDED 0 - 99.49 | | | | | |
| MFA AGRI SERVICES CALIFORNIA, MO | | | | | |
| 3762 | 10.3-26.4-26.4 | 10.2 | 25.3 | 26.9 | 98.10 |
| 3056 | 19.6-19.6-19.5 | 18.7 | 19.2 | 20.9 | 98.77 |
| 3752 | 19.5-19.5-19.6 | 18.9 | 20.1 | 20.7 | 101.13 |
| 3057 | 19.6-24.5-14.8 | 19.0 | 23.9 | 15.8 | 98.64 |
| 1661 | 20.3-15.6-21.8 | 20.0 | 15.8 | 22.0 | 100.00 |
| 3744 | 25.7-20.6-10.3 | 25.4 | 20.9 | 10.6 | 100.29 |
| #TOTALS - NO. SAMPLES 9 - SMPLS MISBRANDED 0 - 99.11 | | | | | |
| MFA AGRI SERVICES CANTON, MO | | | | | |
| 3664 | 24.2- 7.3- 7.3 | 27.0 | 7.8 | 6.9 | 108.82 |
| #TOTALS - NO. SAMPLES 2 - SMPLS MISBRANDED 0 - 104.69 | | | | | |
| MFA AGRI SERVICES CARYTOWN, MO | | | | | |
| 2795 | 22.7- 7.5-15.1 | 23.1 | 6.0* | 15.8 | 98.01 |
| #TOTALS - NO. SAMPLES 2 - SMPLS MISBRANDED 1 - 99.82 | | | | | |
| MFA AGRI SERVICES CENTRALIA, MO | | | | | |
| 3534** | 5.1-24.1-32.2 | 5.0 | 22.8 | 33.0 | 97.79 |
| 4357 | 5.2-24.7-33.0 | 4.8 | 21.7* | 36.4 | 96.34* |
| #TOTALS - NO. SAMPLES 3 - SMPLS MISBRANDED 1 - 97.89 | | | | | |
| MFA AGRI SERVICES CHAFFEE, MO | | | | | |
| 3271* | 41.5- 0.0- 0.0 | 42.2 | 0.0 | 0.0 | 101.69 |
| #TOTALS - NO. SAMPLES 1 - SMPLS MISBRANDED 0 - 101.69 | | | | | |
| MFA AGRI SERVICES CHAMOI, MO | | | | | |
| 3845 | 23.6- 0.0-18.9 | 22.3 | 0.0 | 20.9 | 99.09 |
| #TOTALS - NO. SAMPLES 1 - SMPLS MISBRANDED 0 - 99.09 | | | | | |
| MFA AGRI SERVICES CHILLICOTHE, MO | | | | | |
| #TOTALS - NO. SAMPLES 2 - SMPLS MISBRANDED 0 - 98.98 | | | | | |
| MFA AGRI SERVICES COLE CAMP, MO | | | | | |
| 2430 | 9.0-23.0-30.0 | 9.6 | 23.8 | 28.6 | 101.49 |

| MANUFACTURER | | % FOUND | | | % Relative Value |
|---|----------------|----------|-------------------------------|--------|------------------|
| No. | Grade | Nitrogen | P ₂ O ₅ | Potash | |
| MFA AGRI SERVICES COLE CAMP, MO | | | | | |
| 2660 | 25.5- 9.5-19.1 | 25.3 | 8.6 | 20.9 | 99.55 |
| #TOTALS - NO. SAMPLES 5 - SMPLS MISBRANDED 0 - 100.34 | | | | | |
| MFA AGRI SERVICES CONCEPTION JCT, MO | | | | | |
| 2756** | 0.0-10.9-41.4 | 0.0 | 10.8 | 42.0 | 100.63 |
| 2941** | 0.0-10.5-41.5 | 0.0 | 10.5 | 42.1 | 100.96 |
| 2677 | 10.0-22.0-29.0 | 9.7 | 21.0 | 30.8 | 99.14 |
| 2874 | 29.0-12.0-12.0 | 27.9 | 12.3 | 14.2 | 100.64 |
| #TOTALS - NO. SAMPLES 4 - SMPLS MISBRANDED 0 - 100.25 | | | | | |
| MFA AGRI SERVICES CROCKER, MO | | | | | |
| 2377 | 12.1-24.2-24.1 | 12.2 | 23.4 | 23.6 | 98.04 |
| #TOTALS - NO. SAMPLES 2 - SMPLS MISBRANDED 0 - 99.15 | | | | | |
| MFA AGRI SERVICES ELSBERRY, MO | | | | | |
| 3729 | 34.0- 5.7-11.3 | 32.2 | 6.2 | 13.8 | 99.89 |
| #TOTALS - NO. SAMPLES 2 - SMPLS MISBRANDED 0 - 98.40 | | | | | |
| MFA AGRI SERVICES ESSEX, MO | | | | | |
| #TOTALS - NO. SAMPLES 2 - SMPLS MISBRANDED 0 - 103.24 | | | | | |
| MFA AGRI SERVICES FAIRFAX, MO | | | | | |
| 3836 | 22.5-11.0-11.0 | 22.4 | 9.2* | 13.9 | 98.85 |
| 3665 | 24.2- 9.6- 9.6 | 24.2 | 8.0* | 11.4 | 98.19 |
| 3670 | 25.4- 8.5- 8.4 | 25.4 | 8.8 | 8.6 | 101.05 |
| #TOTALS - NO. SAMPLES 3 - SMPLS MISBRANDED 2 - 99.35 | | | | | |
| MFA AGRI SERVICES FREEBURG, MO | | | | | |
| 2571 | 23.5-11.7-11.7 | 22.2 | 12.3 | 12.2 | 98.90 |
| 2572 | 25.0- 6.2-12.5 | 24.0 | 6.4 | 12.6 | 98.00 |
| #TOTALS - NO. SAMPLES 3 - SMPLS MISBRANDED 0 - 98.81 | | | | | |
| MFA AGRI SERVICES FULTON, MO | | | | | |
| 2851 | 13.6-13.6-27.3 | 13.0 | 13.3 | 27.5 | 98.04 |
| 3437 | 34.0- 0.0- 0.0 | 32.8 | 0.0 | 0.0 | 96.47* |
| #TOTALS - NO. SAMPLES 2 - SMPLS MISBRANDED 1 - 97.32 | | | | | |
| MFA AGRI SERVICES GUILFORD, MO | | | | | |
| 3790 | 6.5-26.0-26.0 | 5.5* | 27.0 | 25.6 | 99.56 |
| 2793 | 21.0-14.0-14.0 | 20.9 | 11.9* | 16.7 | 97.98 |
| #TOTALS - NO. SAMPLES 2 - SMPLS MISBRANDED 2 - 98.80 | | | | | |
| MFA AGRI SERVICES - WEST HALE, MO | | | | | |
| 3515 | 27.0-13.5-13.5 | 26.9 | 13.3 | 14.9 | 100.85 |
| 3516 | 27.0-13.5-13.5 | 27.3 | 11.6* | 15.6 | 98.84 |
| #TOTALS - NO. SAMPLES 3 - SMPLS MISBRANDED 1 - 100.69 | | | | | |
| MFA AGRI SERVICES HANNIBAL, MO | | | | | |
| 3505 | 29.3- 8.8-14.6 | 27.8 | 10.6 | 16.0 | 102.20 |
| #TOTALS - NO. SAMPLES 2 - SMPLS MISBRANDED 1 - 99.78 | | | | | |
| MFA AGRI SERVICES HIGGINSVILLE, MO | | | | | |
| 4325** | 2.9-14.1-42.2 | 2.9 | 13.6 | 43.2 | 100.00 |
| 3541** | 8.3-23.3-23.2 | 8.6 | 22.4 | 24.0 | 99.54 |
| 3542** | 8.3-23.3-23.2 | 8.4 | 20.4* | 25.7 | 96.41* |
| 3537 | 10.2-26.0-25.9 | 9.5 | 24.9 | 27.6 | 98.07 |
| 3503** | 40.0- 0.0- 0.0 | 40.4 | 0.0 | 0.0 | 101.00 |
| #TOTALS - NO. SAMPLES 9 - SMPLS MISBRANDED 1 - 99.20 | | | | | |
| MFA AGRI SERVICES IANTHA, MO | | | | | |
| #TOTALS - NO. SAMPLES 4 - SMPLS MISBRANDED 0 - 98.41 | | | | | |
| MFA AGRI SERVICES IRWIN, MO | | | | | |
| 3504 | 31.5-10.5-10.5 | 31.1 | 9.3* | 12.1 | 98.31 |
| #TOTALS - NO. SAMPLES 2 - SMPLS MISBRANDED 1 - 99.73 | | | | | |
| MFA AGRI SERVICES JACKSON, MO | | | | | |
| 1793** | 24.0-11.5-12.0 | 22.5 | 13.0 | 14.4 | 102.89 |
| #TOTALS - NO. SAMPLES 3 - SMPLS MISBRANDED 2 - 100.35 | | | | | |

BULK BLEND FERTILIZER

| MANUFACTURER | | % FOUND | | | % Relative Value |
|---|----------------|----------|-------------------------------|--------|------------------|
| No. | Grade | Nitrogen | P ₂ O ₅ | Potash | |
| MFA AGRI SERVICES | | | | | |
| JEFFERSON CITY, MO | | | | | |
| 2172 | 27.6-13.3-13.3 | 27.5 | 12.9 | 14.3 | 100.00 |
| #TOTALS - NO. SAMPLES 1 - SMPLS MISBRANDED 0 - 100.00 | | | | | |
| MFA AGRI SERVICES | | | | | |
| KAHOKA, MO | | | | | |
| 3561 | 4.1-19.4-38.9 | 4.0 | 18.6 | 40.7 | 100.00 |
| #TOTALS - NO. SAMPLES 1 - SMPLS MISBRANDED 0 - 100.00 | | | | | |
| MFA AGRI SERVICES | | | | | |
| KIRKSVILLE, MO | | | | | |
| 2690 | 5.5-14.5-29.5 | 5.8 | 14.7 | 30.0 | 102.16 |
| 2856 | 17.0- 9.0-24.5 | 17.1 | 8.9 | 24.3 | 99.74 |
| 2975 | 19.5- 9.5-19.5 | 20.0 | 10.0 | 19.8 | 102.97 |
| #TOTALS - NO. SAMPLES 5 - SMPLS MISBRANDED 0 - 100.66 | | | | | |
| MFA AGRI SERVICES | | | | | |
| LABELLE, MO | | | | | |
| 3559 | 4.6-11.9-23.8 | 4.8 | 12.6 | 23.9 | 103.35 |
| #TOTALS - NO. SAMPLES 2 - SMPLS MISBRANDED 0 - 99.86 | | | | | |
| MFA AGRI SERVICES | | | | | |
| LADDONIA, MO | | | | | |
| 2882 | 22.2-17.7-17.7 | 21.3 | 17.6 | 18.9 | 99.18 |
| #TOTALS - NO. SAMPLES 2 - SMPLS MISBRANDED 0 - 99.89 | | | | | |
| MFA AGRI SERVICES | | | | | |
| LAWSON, MO | | | | | |
| 2962 | 17.8-17.8-17.8 | 18.1 | 17.3 | 18.4 | 100.22 |
| 2980 | 21.0-14.0-14.0 | 21.3 | 13.4 | 14.9 | 100.36 |
| #TOTALS - NO. SAMPLES 3 - SMPLS MISBRANDED 0 - 99.66 | | | | | |
| MFA AGRI SERVICES | | | | | |
| LEXINGTON, MO | | | | | |
| 3738 | 27.3-13.7-13.7 | 26.4 | 13.5 | 14.7 | 98.75 |
| #TOTALS - NO. SAMPLES 4 - SMPLS MISBRANDED 0 - 99.71 | | | | | |
| MFA AGRI SERVICES | | | | | |
| LOCKWOOD, MO | | | | | |
| 4018 | 9.0-23.0-30.0 | 9.4 | 24.6 | 28.0 | 102.13 |
| 2977 | 19.6- 9.8-19.6 | 20.1 | 10.2 | 18.3 | 100.64 |
| 2803 | 23.4-11.7-11.7 | 24.6 | 11.0 | 10.3* | 99.51 |
| 2808 | 26.8- 8.9- 7.1 | 27.3 | 10.2 | 6.9 | 104.33 |
| #TOTALS - NO. SAMPLES 4 - SMPLS MISBRANDED 1 - 101.65 | | | | | |
| MFA AGRI SERVICES | | | | | |
| LOUISIANA, MO | | | | | |
| 3728 | 36.9-14.8- 0.0 | 36.6 | 16.1 | 0.0 | 101.93 |
| #TOTALS - NO. SAMPLES 1 - SMPLS MISBRANDED 0 - 101.93 | | | | | |
| MFA AGRI SERVICES | | | | | |
| MACON, MO | | | | | |
| #TOTALS - NO. SAMPLES 1 - SMPLS MISBRANDED 0 - 102.24 | | | | | |
| MFA AGRI SERVICES | | | | | |
| MARSHFIELD, MO | | | | | |
| 3826 | 20.3- 6.7-20.3 | 21.2 | 7.2 | 18.6 | 101.48 |
| 3827 | 20.3- 6.7-20.3 | 19.3 | 6.2 | 21.2 | 97.17 |
| 3837 | 22.8- 7.6-15.2 | 23.0 | 8.4 | 14.3 | 101.45 |
| #TOTALS - NO. SAMPLES 3 - SMPLS MISBRANDED 0 - 100.04 | | | | | |
| MFA AGRI SERVICES | | | | | |
| MARTINSBURG, MO | | | | | |
| 3774 | 5.3-25.4-31.8 | 4.9 | 23.2* | 36.0 | 98.93 |
| #TOTALS - NO. SAMPLES 2 - SMPLS MISBRANDED 1 - 100.32 | | | | | |
| MFA AGRI SERVICES | | | | | |
| MARYVILLE, MO | | | | | |
| 2907 | 9.0-24.0-24.0 | 9.8 | 25.6 | 23.9 | 105.22 |
| 2428** | 10.5-28.0-21.0 | 10.0 | 26.0 | 22.6 | 96.53* |
| 2988** | 22.0-11.0-11.0 | 22.0 | 12.1 | 12.1 | 104.29 |
| 2994** | 23.5-10.0-10.0 | 24.3 | 10.4 | 10.7 | 104.03 |
| #TOTALS - NO. SAMPLES 4 - SMPLS MISBRANDED 1 - 102.25 | | | | | |
| MFA AGRI SERVICES | | | | | |
| MAYSVILLE, MO | | | | | |
| 2610 | 23.0-11.5-11.5 | 22.9 | 11.2 | 12.2 | 99.88 |
| #TOTALS - NO. SAMPLES 1 - SMPLS MISBRANDED 0 - 99.88 | | | | | |
| MFA AGRI SERVICES | | | | | |
| MEMPHIS, MO | | | | | |
| 4536** | 0.0-14.0-42.1 | 0.0 | 14.7 | 41.4 | 101.00 |
| 3547 | 7.2-18.5-37.1 | 6.9 | 17.6 | 38.2 | 98.53 |
| #TOTALS - NO. SAMPLES 4 - SMPLS MISBRANDED 0 - 100.19 | | | | | |

| MANUFACTURER | | % FOUND | | | % Relative Value |
|---|----------------|----------|-------------------------------|--------|------------------|
| No. | Grade | Nitrogen | P ₂ O ₅ | Potash | |
| MFA AGRI SERVICES | | | | | |
| MEXICO, MO | | | | | |
| 4355 | 8.4-21.5-33.5 | 8.2 | 20.6 | 34.0 | 98.18 |
| 2880 | 23.9-15.9-15.9 | 23.3 | 15.0 | 17.2 | 98.22 |
| #TOTALS - NO. SAMPLES 4 - SMPLS MISBRANDED 1 - 98.03 | | | | | |
| MFA AGRI SERVICES | | | | | |
| MILAN, MO | | | | | |
| 2669 | 19.0-19.0-19.0 | 19.1 | 19.8 | 19.0 | 101.89 |
| 2671 | 19.0-19.0-19.0 | 18.1 | 18.9 | 19.4 | 98.32 |
| 2657 | 27.0-13.5-13.5 | 26.5 | 13.6 | 14.9 | 100.63 |
| #TOTALS - NO. SAMPLES 3 - SMPLS MISBRANDED 0 - 100.28 | | | | | |
| MFA AGRI SERVICES | | | | | |
| MOBERLY, MO | | | | | |
| 4360 | 2.0-10.5-46.5 | 2.4 | 10.0 | 46.7 | 100.00 |
| 2853 | 16.0- 8.0-24.0 | 15.2 | 12.1 | 23.2 | 108.06 |
| 4389 | 19.5-12.5-14.0 | 19.7 | 12.9 | 15.2 | 103.08 |
| #TOTALS - NO. SAMPLES 4 - SMPLS MISBRANDED 0 - 105.26 | | | | | |
| MFA AGRI SERVICES | | | | | |
| MONTGOMERY CITY, MO | | | | | |
| 3297 | 12.0-24.5-24.5 | 11.7 | 24.0 | 26.4 | 100.31 |
| #TOTALS - NO. SAMPLES 2 - SMPLS MISBRANDED 0 - 101.94 | | | | | |
| MFA AGRI SERVICES | | | | | |
| MT VERNON, MO | | | | | |
| 3401 | 17.7-17.7-17.7 | 16.2 | 18.9 | 18.1 | 99.77 |
| 3958 | 20.4- 6.8-19.5 | 20.4 | 6.0* | 20.2 | 98.78 |
| 2567 | 22.6- 7.5-15.1 | 20.8 | 8.4 | 17.0 | 100.13 |
| 2568 | 22.6- 7.5-15.1 | 21.2 | 8.2 | 16.1 | 99.47 |
| 3428 | 22.6- 7.5-15.1 | 20.4* | 8.5 | 17.5 | 100.00 |
| 3959 | 22.6- 7.5-15.1 | 24.2 | 8.0 | 12.4* | 101.99 |
| 2573 | 25.8- 8.6- 8.6 | 25.3 | 8.5 | 9.0 | 98.97 |
| #TOTALS - NO. SAMPLES 7 - SMPLS MISBRANDED 3 - 99.87 | | | | | |
| MFA AGRI SERVICES | | | | | |
| MT GROVE, MO | | | | | |
| 2564 | 19.6- 9.8-19.6 | 19.9 | 9.4 | 19.3 | 99.36 |
| 2566 | 20.6- 5.1-20.6 | 20.9 | 5.8 | 19.3 | 100.97 |
| #TOTALS - NO. SAMPLES 2 - SMPLS MISBRANDED 0 - 100.13 | | | | | |
| MFA AGRI SERVICES | | | | | |
| NEOSHO, MO | | | | | |
| 3838 | 22.8- 7.6-15.2 | 23.3 | 7.7 | 14.3 | 100.39 |
| 3839 | 22.8- 7.6-15.2 | 23.0 | 7.6 | 14.5 | 99.61 |
| #TOTALS - NO. SAMPLES 3 - SMPLS MISBRANDED 0 - 101.75 | | | | | |
| MFA AGRI SERVICES | | | | | |
| NORBORNE, MO | | | | | |
| 2886 | 14.8-18.1-18.0 | 14.6 | 16.4 | 20.9 | 98.93 |
| #TOTALS - NO. SAMPLES 3 - SMPLS MISBRANDED 0 - 100.13 | | | | | |
| MFA AGRI SERVICES | | | | | |
| ODESSA, MO | | | | | |
| 3079 | 5.5-26.0-30.0 | 5.7 | 26.1 | 29.8 | 100.43 |
| 3073** | 8.6-27.0-20.3 | 7.2* | 20.2* | 28.8 | 91.37* |
| 3074** | 8.6-27.0-20.3 | 8.4 | 25.9 | 22.4 | 99.45 |
| 3058 | 15.0-10.0-10.0 | 14.4 | 10.7 | 11.3 | 102.50 |
| 3050 | 25.0-13.3-16.7 | 24.0 | 12.0 | 19.8 | 98.39 |
| 3051 | 25.0-13.3-16.7 | 23.3 | 11.6* | 20.8 | 97.11 |
| 3049 | 27.2-13.6-13.6 | 26.5 | 13.1 | 15.8 | 99.79 |
| #TOTALS - NO. SAMPLES 8 - SMPLS MISBRANDED 2 - 98.42 | | | | | |
| MFA AGRI SERVICES | | | | | |
| OWENSVILLE, MO | | | | | |
| 3277 | 27.4-13.7-13.7 | 26.2 | 11.8* | 16.3 | 96.25* |
| 4427 | 29.8-11.9-11.9 | 28.9 | 11.9 | 13.2 | 99.48 |
| #TOTALS - NO. SAMPLES 2 - SMPLS MISBRANDED 1 - 97.85 | | | | | |
| MFA AGRI SERVICES | | | | | |
| OZARK, MO | | | | | |
| 4064 | 19.6- 9.8-19.6 | 18.7 | 9.0 | 22.0 | 98.72 |
| 3650 | 22.8- 7.6-15.2 | 21.9 | 7.0 | 17.0 | 98.42 |
| 3677 | 26.2- 6.5- 9.8 | 25.8 | 6.1 | 11.6 | 100.27 |
| 3679 | 28.8- 8.2- 4.1 | 28.4 | 8.1 | 5.2 | 100.13 |
| #TOTALS - NO. SAMPLES 5 - SMPLS MISBRANDED 1 - 97.56 | | | | | |
| MFA AGRI SERVICES | | | | | |
| PATTONSBURG, MO | | | | | |
| 3529 | 13.5-18.0-27.0 | 13.1 | 17.6 | 28.6 | 100.00 |
| #TOTALS - NO. SAMPLES 1 - SMPLS MISBRANDED 0 - 100.00 | | | | | |

BULK BLEND FERTILIZER

| MANUFACTURER | | % FOUND | | | % Relative Value |
|-----------------------|----------------|-----------------|-------------------------------|--------|------------------|
| No. | Grade | Nitrogen | P ₂ O ₅ | Potash | |
| MFA AGRI SERVICES | | WARRENTON, MO | | | |
| 4378 | 0.0-22.6-31.6 | 0.0 | 22.6 | 31.7 | 100.13 |
| 3746 | 24.2-16.1-16.1 | 23.0 | 16.6 | 17.1 | 99.59 |
| #TOTALS - NO. SAMPLES | | 2 - SMPLS | MISBRANDED | 0 - | 99.82 |
| MFA AGRI SERVICES | | ROLLA, MO | | | |
| 4019 | 9.0-23.0-30.5 | 8.4 | 21.8 | 31.8 | 97.57 |
| 4061 | 17.8-17.8-17.8 | 17.0 | 16.4 | 19.8 | 97.30 |
| 4062 | 17.8-17.8-17.8 | 18.3 | 16.8 | 17.3 | 98.31 |
| 3414 | 19.8-14.8-14.8 | 20.4 | 14.7 | 13.7 | 99.88 |
| 3421** | 20.8- 6.9-15.0 | 20.9 | 7.0 | 15.2 | 100.85 |
| #TOTALS - NO. SAMPLES | | 5 - SMPLS | MISBRANDED | 0 - | 98.66 |
| MFA AGRI SERVICES | | ST CLAIR, MO | | | |
| 3792 | 0.0-14.0-14.0 | 0.0 | 13.5 | 12.6 | 94.29* |
| 4411 | 25.6-11.0-18.4 | 24.8 | 11.6 | 19.0 | 100.22 |
| #TOTALS - NO. SAMPLES | | 2 - SMPLS | MISBRANDED | 1 - | 98.35 |
| MFA AGRI SERVICES | | ST JOSEPH, MO | | | |
| 4070 | 26.9- 7.7- 7.7 | 27.0 | 6.2* | 9.7 | 98.96 |
| 3734 | 30.8-11.0-11.0 | 30.2 | 10.4 | 13.2 | 99.79 |
| #TOTALS - NO. SAMPLES | | 2 - SMPLS | MISBRANDED | 1 - | 99.41 |
| MFA AGRI SERVICES | | SALEM, MO | | | |
| 3405 | 17.8-17.8-17.8 | 17.3 | 17.9 | 19.1 | 100.56 |
| 3406 | 17.8-17.8-17.8 | 17.5 | 15.5* | 19.3 | 95.84* |
| #TOTALS - NO. SAMPLES | | 2 - SMPLS | MISBRANDED | 1 - | 98.20 |
| MFA AGRI SERVICES | | SALISBURY, MO | | | |
| 2435 | 4.1-19.4-38.9 | 4.1 | 18.7 | 39.2 | 98.72 |
| 2433** | 5.0-23.9-26.1 | 5.8 | 26.1 | 23.8* | 104.41 |
| 2663** | 24.9-11.0-15.9 | 23.4 | 11.0 | 17.8 | 98.75 |
| 2410** | 38.4- 0.0- 0.0 | 38.9 | 0.0 | 0.0 | 101.30 |
| #TOTALS - NO. SAMPLES | | 6 - SMPLS | MISBRANDED | 2 - | 99.65 |
| MFA AGRI SERVICES | | SEDALIA, MO | | | |
| 4359 | 4.1-19.4-35.9 | 3.8 | 17.6 | 38.7 | 98.31 |
| 3525 | 17.6-17.6-17.6 | 17.8 | 16.6 | 19.2 | 100.00 |
| 3408 | 18.0-18.0-10.8 | 16.9 | 17.1 | 9.8 | 93.96* |
| 3641** | 19.1- 0.0-25.0 | 19.7 | 0.0 | 23.8 | 100.00 |
| 3518 | 24.8-14.9-14.9 | 24.0 | 14.9 | 16.3 | 99.79 |
| #TOTALS - NO. SAMPLES | | 6 - SMPLS | MISBRANDED | 1 - | 98.81 |
| MFA AGRI SERVICES | | SHELBYNA, MO | | | |
| 4437** | 3.6-17.0-34.0 | 3.5 | 16.3 | 33.7 | 97.47 |
| 3224** | 4.8-22.0-30.0 | 4.5 | 21.1 | 32.2 | 99.76 |
| #TOTALS - NO. SAMPLES | | 3 - SMPLS | MISBRANDED | 0 - | 98.83 |
| MFA AGRI SERVICES | | SHERIDAN, MO | | | |
| 2782 | 12.0-24.0-24.0 | 12.0 | 22.5 | 26.2 | 99.17 |
| 4065 | 23.0-11.5-11.5 | 22.9 | 10.8 | 13.5 | 100.50 |
| #TOTALS - NO. SAMPLES | | 3 - SMPLS | MISBRANDED | 0 - | 99.59 |
| MFA AGRI SERVICES | | SPRINGFIELD, MO | | | |
| 3394 | 15.9-10.2-26.1 | 16.1 | 11.1 | 25.5 | 102.04 |
| 3410 | 19.6- 9.8-19.6 | 19.8 | 10.3 | 18.4 | 100.26 |
| #TOTALS - NO. SAMPLES | | 2 - SMPLS | MISBRANDED | 0 - | 101.14 |
| MFA AGRI SERVICES | | THOMPSON, MO | | | |
| #TOTALS - NO. SAMPLES | | 1 - SMPLS | MISBRANDED | 0 - | 102.44 |
| MFA AGRI SERVICES | | TIPTON, MO | | | |
| 3756 | 10.3-26.4-26.4 | 10.4 | 26.5 | 26.3 | 100.30 |
| 3763 | 10.3-26.4-26.4 | 10.6 | 27.4 | 25.1 | 101.30 |
| 3730 | 34.0- 5.7-11.4 | 36.0 | 4.5* | 9.9* | 100.11 |
| #TOTALS - NO. SAMPLES | | 5 - SMPLS | MISBRANDED | 2 - | 99.19 |
| MFA AGRI SERVICES | | TRENTON, MO | | | |
| 2678 | 6.5-18.0-36.5 | 6.0 | 17.3 | 39.0 | 100.12 |
| 2653 | 28.0-10.5-14.0 | 27.2 | 7.9* | 18.1 | 97.03 |
| #TOTALS - NO. SAMPLES | | 2 - SMPLS | MISBRANDED | 1 - | 98.52 |

| MANUFACTURER | | % FOUND | | | % Relative Value |
|------------------------------------|----------------|-----------------|-------------------------------|--------|------------------|
| No. | Grade | Nitrogen | P ₂ O ₅ | Potash | |
| MFA AGRI SERVICES | | VANDALIA, MO | | | |
| 4356** | 7.5-19.1-35.7 | 7.4 | 18.6 | 36.4 | 99.44 |
| 2881 | 22.9-17.2-17.2 | 22.9 | 17.4 | 16.8 | 100.00 |
| #TOTALS - NO. SAMPLES | | 3 - SMPLS | MISBRANDED | 0 - | 100.00 |
| MFA AGRI SERVICES | | VERSAILLES, MO | | | |
| 3533** | 2.9- 9.4-31.5 | 2.9 | 8.8 | 33.2 | 100.89 |
| 4464 | 23.0-15.3- 7.6 | 23.8 | 14.9 | 7.2 | 100.48 |
| 3508 | 27.3-13.1-13.1 | 26.8 | 13.6 | 13.7 | 100.64 |
| 3509 | 27.3-13.1-13.1 | 25.8 | 15.6 | 12.8 | 101.81 |
| #TOTALS - NO. SAMPLES | | 5 - SMPLS | MISBRANDED | 0 - | 101.28 |
| MFA AGRI SERVICES | | WASHINGTON, MO | | | |
| 3281 | 27.0- 9.0-18.0 | 25.6 | 8.8 | 20.2 | 98.89 |
| 3274 | 31.5-10.5-10.5 | 29.4* | 11.2 | 13.0 | 99.68 |
| #TOTALS - NO. SAMPLES | | 3 - SMPLS | MISBRANDED | 1 - | 98.74 |
| MFA AGRI SERVICES | | WENTZVILLE, MO | | | |
| 4385 | 16.9- 8.4- 8.4 | 16.0 | 8.6 | 8.7 | 98.14 |
| 4392 | 22.4- 8.0-16.0 | 21.2 | 8.2 | 17.5 | 99.35 |
| #TOTALS - NO. SAMPLES | | 3 - SMPLS | MISBRANDED | 0 - | 99.18 |
| MFA AGRI SERVICES | | WHEATON, MO | | | |
| 3404 | 17.8-17.8-17.8 | 18.6 | 19.0 | 16.5 | 103.03 |
| 3433 | 22.8- 7.6-15.2 | 23.8 | 7.4 | 13.8 | 100.26 |
| 3647 | 22.8- 7.6-15.2 | 23.0 | 6.0* | 15.4 | 96.58* |
| #TOTALS - NO. SAMPLES | | 3 - SMPLS | MISBRANDED | 1 - | 100.12 |
| MFA AGRI SERVICES | | WINDSOR, MO | | | |
| 3285** | 25.5-13.9- 9.2 | 25.5 | 12.8 | 10.5 | 98.98 |
| 3286 | 25.2-15.1-15.1 | 24.9 | 15.7 | 15.2 | 100.73 |
| 3283** | 26.6-11.1-13.3 | 26.5 | 10.2 | 14.3 | 98.87 |
| 3278 | 27.2-13.6-13.6 | 26.6 | 13.5 | 14.8 | 99.79 |
| 3279 | 27.2-13.6-13.6 | 27.2 | 13.8 | 14.2 | 101.05 |
| #TOTALS - NO. SAMPLES | | 7 - SMPLS | MISBRANDED | 0 - | 99.93 |
| MFA AGRI SERVICES | | COLUMBIA, MO | | | |
| 4535** | 0.0-18.2-36.5 | 0.0 | 19.4 | 35.3 | 101.65 |
| 3637 | 15.6-15.6-23.4 | 14.1 | 15.7 | 25.6 | 99.30 |
| #TOTALS - NO. SAMPLES | | 3 - SMPLS | MISBRANDED | 0 - | 101.20 |
| MFA EXCHANGE - META | | META, MO | | | |
| 2570 | 23.4-11.6-11.8 | 21.8 | 11.4 | 13.9 | 98.17 |
| 2307 | 27.4-13.6-13.7 | 26.1 | 13.9 | 15.4 | 99.69 |
| #TOTALS - NO. SAMPLES | | 2 - SMPLS | MISBRANDED | 0 - | 98.98 |
| MFA PLANT FOODS - CARDWELL COOP | | CARDWELL, MO | | | |
| 2684** | 10.6-10.6-27.6 | 10.1 | 9.1* | 27.6 | 94.29* |
| 4154 | 10.0-20.0-30.0 | 8.8* | 19.1 | 32.5 | 98.11 |
| #TOTALS - NO. SAMPLES | | 2 - SMPLS | MISBRANDED | 2 - | 96.43 |
| MID MO COOP ENVIRO AG SERVICES | | CONCORDIA, MO | | | |
| #TOTALS - NO. SAMPLES | | 6 - SMPLS | MISBRANDED | 1 - | 98.63 |
| MID MISSOURI AGRI SERVICES | | CONCORDIA, MO | | | |
| 3560 | 4.3-20.6-36.1 | 3.6* | 17.0* | 41.3 | 96.04* |
| 3553 | 5.8-27.8-27.8 | 6.0 | 27.7 | 28.0 | 100.42 |
| #TOTALS - NO. SAMPLES | | 2 - SMPLS | MISBRANDED | 1 - | 98.34 |
| MIDWEST PLANT FOOD & SUPPLY | | SPRINGFIELD, MO | | | |
| 3403 | 17.8-17.8-17.8 | 17.5 | 17.7 | 18.4 | 99.78 |
| 3432 | 22.8- 7.6-15.2 | 22.7 | 7.8 | 15.0 | 100.00 |
| 3660 | 23.4-11.7-11.7 | 24.0 | 11.4 | 9.7* | 98.29 |
| 3673 | 26.1- 8.7- 8.7 | 25.2 | 6.7* | 10.7 | 95.15* |
| #TOTALS - NO. SAMPLES | | 4 - SMPLS | MISBRANDED | 2 - | 98.33 |
| MIDWESTERN BIO-AG PRODS & SERV INC | | BLUE MOUNDS, WI | | | |
| 4354 | 5.0- 8.0-12.0 | 5.4 | 8.4 | 13.4 | 107.89 |
| #TOTALS - NO. SAMPLES | | 1 - SMPLS | MISBRANDED | 0 - | 107.89 |
| MO VALLEY AGRI SERVICE | | ROCK PORT, MO | | | |
| 3316** | 1.0- 9.0-21.0 | 2.2 | 8.7 | 21.2 | 104.88 |

BULK BLEND FERTILIZER

| MANUFACTURER | | % FOUND | | | % Relative Value |
|-----------------------------------|----------------|--------------------|-------------------------------|--------|------------------|
| No. | Grade | Nitrogen | P ₂ O ₅ | Potash | |
| MO VALLEY AGRI SERVICE | | ROCK PORT, MO | | | |
| 3315 | 5.0-26.0-30.0 | 5.2 | 24.9 | 31.3 | 99.46 |
| 3424** | 21.9-10.9-10.9 | 20.9 | 11.6 | 11.7 | 100.26 |
| #TOTALS - NO. SAMPLES | | 4 - SMPLS | MISBRANDED | 0 - | 101.52 |
| MONROE COUNTY CO-OP AGRI SER. | | PARIS, MO | | | |
| 2787 | 18.7-16.6-16.6 | 16.0* | 12.0* | 24.0 | 91.74* |
| 4395 | 23.5- 9.4-12.5 | 22.9 | 9.8 | 14.0 | 101.40 |
| #TOTALS - NO. SAMPLES | | 3 - SMPLS | MISBRANDED | 1 - | 98.33 |
| MONTROSE AGRI SERVICE | | MONTROSE, MO | | | |
| 2957 | 14.8-17.8-20.8 | 14.9 | 17.3 | 21.8 | 100.23 |
| 2958 | 15.5-15.5-15.5 | 15.7 | 15.3 | 16.9 | 101.81 |
| 2987 | 21.6-14.4-14.4 | 21.6 | 12.5* | 15.4 | 96.76* |
| 4465 | 23.5-11.5-11.5 | 23.6 | 11.6 | 11.9 | 100.98 |
| #TOTALS - NO. SAMPLES | | 7 - SMPLS | MISBRANDED | 1 - | 101.02 |
| MRM AG SERVICE INC | | EAST PRAIRIE, MO | | | |
| 4008 | 40.0- 0.0- 7.0 | 40.6 | 0.0 | 6.8 | 101.15 |
| #TOTALS - NO. SAMPLES | | 2 - SMPLS | MISBRANDED | 0 - | 100.67 |
| MYRTLE FERTILIZER INC | | MYRTLE, MO | | | |
| 1918 | 21.0-14.0-14.0 | 21.6 | 12.9 | 14.4 | 99.29 |
| #TOTALS - NO. SAMPLES | | 1 - SMPLS | MISBRANDED | 0 - | 99.29 |
| NODAWAY FERTILIZER & GRAIN INC | | RAVENWOOD, MO | | | |
| 2436 | 3.0-17.0-13.0 | 4.4 | 17.4 | 13.9 | 108.49 |
| 3841 | 23.0- 9.0- 9.0 | 25.2 | 8.6 | 8.8 | 104.66 |
| #TOTALS - NO. SAMPLES | | 2 - SMPLS | MISBRANDED | 0 - | 106.26 |
| NODAWAY-HOLT FERTILIZER INC | | SKIDMORE, MO | | | |
| 2434 | 5.0-27.5-27.5 | 6.8 | 26.3 | 29.2 | 103.14 |
| #TOTALS - NO. SAMPLES | | 1 - SMPLS | MISBRANDED | 0 - | 103.14 |
| NORTHEAST MO COOPERATIVE SERV INC | | EDINA, MO | | | |
| 3611 | 0.0-18.0-36.0 | 0.0 | 15.3* | 40.0 | 98.06 |
| #TOTALS - NO. SAMPLES | | 1 - SMPLS | MISBRANDED | 1 - | 98.06 |
| NORTHWEST FERTILIZER, INC | | MOUND CITY, MO | | | |
| 2913** | 5.0-24.5-24.5 | 5.5 | 23.7 | 26.6 | 101.80 |
| 2912 | 5.5-27.5-27.5 | 6.0 | 26.4 | 30.0 | 101.39 |
| 2983 | 21.0-19.0- 8.0 | 22.8 | 16.4* | 8.2 | 98.41 |
| #TOTALS - NO. SAMPLES | | 3 - SMPLS | MISBRANDED | 1 - | 100.52 |
| OAKLEY MISSOURI, INC | | CARUTHERSVILLE, MO | | | |
| 4227 | 46.0- 0.0- 0.0 | 46.2 | 0.0 | 0.0 | 100.43 |
| #TOTALS - NO. SAMPLES | | 1 - SMPLS | MISBRANDED | 0 - | 100.43 |
| OLD MILL GRAIN & SEED CO | | HARRISONVILLE, MO | | | |
| 3747 | 23.3-15.5-15.5 | 23.0 | 16.5 | 16.2 | 102.26 |
| #TOTALS - NO. SAMPLES | | 2 - SMPLS | MISBRANDED | 0 - | 100.87 |
| OLEAN SEED CO | | OLEAN, MO | | | |
| 2655 | 27.0- 9.0-18.0 | 26.3 | 9.0 | 19.0 | 99.56 |
| #TOTALS - NO. SAMPLES | | 1 - SMPLS | MISBRANDED | 0 - | 99.56 |
| ORRICK FARM SERVICE, INC | | ORRICK, MO | | | |
| 2914 | 4.8-22.6-33.9 | 5.5 | 23.0 | 34.6 | 103.27 |
| #TOTALS - NO. SAMPLES | | 1 - SMPLS | MISBRANDED | 0 - | 103.27 |
| PIKE COUNTY SERVICE COMPANY | | PLEASANT HILL, IL | | | |
| 3758 | 7.7-19.7-34.2 | 7.2 | 18.6 | 35.9 | 98.31 |
| #TOTALS - NO. SAMPLES | | 1 - SMPLS | MISBRANDED | 0 - | 98.31 |
| PILOT GROVE COOPERATIVE ELEVATOR | | PILOT GROVE, MO | | | |
| 4379 | 0.0-24.3-29.2 | 0.0 | 25.0 | 29.2 | 101.80 |
| 3748 | 21.3-15.3-20.6 | 21.1 | 17.8 | 18.8 | 102.99 |
| 1660 | 22.5-17.0-17.0 | 22.3 | 16.6 | 18.1 | 99.90 |
| 3054 | 24.7-12.3-18.5 | 23.6 | 11.8 | 20.3 | 98.49 |
| 3731 | 33.6- 7.6-10.3 | 32.6 | 7.8 | 11.9 | 100.00 |
| #TOTALS - NO. SAMPLES | | 14 - SMPLS | MISBRANDED | 0 - | 99.95 |

| MANUFACTURER | | % FOUND | | | % Relative Value |
|-------------------------------------|----------------|----------------------|-------------------------------|--------|------------------|
| No. | Grade | Nitrogen | P ₂ O ₅ | Potash | |
| POE FERTILIZER | | GAINESVILLE, MO | | | |
| 3182 | 19.5- 9.5-19.5 | 21.1 | 8.3* | 17.5* | 98.45 |
| #TOTALS - NO. SAMPLES | | 1 - SMPLS | MISBRANDED | 1 - | 98.45 |
| PRAIRIE HOME COOP | | PRAIRIE HOME, MO | | | |
| 3047 | 30.5-11.0-11.0 | 29.8 | 12.0 | 12.0 | 101.70 |
| 3046 | 33.0- 9.5- 9.5 | 32.4 | 9.9 | 10.5 | 100.63 |
| #TOTALS - NO. SAMPLES | | 2 - SMPLS | MISBRANDED | 0 - | 101.16 |
| PRODUCE EXCHANGE | | GOLDEN CITY, MO | | | |
| 3651 | 22.9- 7.6-15.3 | 23.1 | 7.1 | 15.1 | 98.95 |
| 3652 | 22.9- 7.6-15.2 | 22.4 | 7.8 | 15.3 | 99.34 |
| 3676 | 26.1- 8.7- 8.7 | 27.1 | 8.5 | 8.7 | 102.04 |
| 2170 | 31.7-10.5-10.5 | 33.0 | 9.0* | 10.4 | 99.47 |
| #TOTALS - NO. SAMPLES | | 5 - SMPLS | MISBRANDED | 2 - | 100.57 |
| PRODUCERS GRAIN COMPANY | | NEVADA, MO | | | |
| 2174 | 18.4-18.4-18.4 | 17.9 | 17.7 | 20.5 | 99.67 |
| 2175 | 18.4-18.4-18.4 | 18.9 | 17.5 | 18.8 | 99.57 |
| #TOTALS - NO. SAMPLES | | 4 - SMPLS | MISBRANDED | 0 - | 99.39 |
| PRIME TANNING CORP. | | ST JOSEPH, MO | | | |
| 4452 | 1.0- 0.0- 0.0 | 1.9 | 0.0 | 0.0 | 190.00 |
| #TOTALS - NO. SAMPLES | | 1 - SMPLS | MISBRANDED | 0 - | 190.00 |
| PRODUCERS GRAIN CO | | BRONAUGH, MO | | | |
| #TOTALS - NO. SAMPLES | | 2 - SMPLS | MISBRANDED | 0 - | 99.32 |
| PRODUCERS GRAIN CO.-EL DORADO SPRGS | | ELDORADO SRPINGS, MO | | | |
| 2668 | 19.3-19.3-19.3 | 19.1 | 19.2 | 19.9 | 100.00 |
| 2979 | 20.1-15.1-15.1 | 19.1 | 14.9 | 17.3 | 99.77 |
| 2797 | 22.9- 9.1-13.8 | 20.1* | 7.6* | 18.4 | 94.86* |
| 2654 | 27.2-13.6-13.6 | 27.1 | 12.4 | 14.7 | 98.42 |
| #TOTALS - NO. SAMPLES | | 4 - SMPLS | MISBRANDED | 1 - | 98.39 |
| PRODUCERS GRAIN COMPANY-WALKER | | WALKER, MO | | | |
| 2974 | 19.2-15.3-15.4 | 20.2 | 14.0 | 14.7 | 98.46 |
| 1794 | 19.0-18.9-19.0 | 19.1 | 19.9 | 18.8 | 102.11 |
| 2800 | 23.3-11.6-11.6 | 24.3 | 11.6 | 11.8 | 102.70 |
| 1923 | 24.6- 8.9- 8.9 | 24.8 | 8.3 | 9.2 | 99.34 |
| #TOTALS - NO. SAMPLES | | 6 - SMPLS | MISBRANDED | 0 - | 99.98 |
| PROFESSIONAL AG SERVICE, INC | | LATHROP, MO | | | |
| 3761 | 14.0-36.0-12.5 | 12.8 | 33.1* | 17.0 | 96.71* |
| 3185 | 22.0-13.0-13.0 | 20.8 | 13.4 | 16.6 | 102.41 |
| 3189 | 23.5-11.5-11.5 | 24.7 | 13.4 | 9.8* | 105.52 |
| #TOTALS - NO. SAMPLES | | 4 - SMPLS | MISBRANDED | 2 - | 100.66 |
| PURDY FARM CENTER INC | | PURDY, MO | | | |
| 2969 | 17.9-17.9-17.9 | 18.4 | 17.6 | 17.9 | 100.45 |
| #TOTALS - NO. SAMPLES | | 1 - SMPLS | MISBRANDED | 0 - | 100.45 |
| QMI FERTILIZER & GRAIN, INC | | PARMA, MO | | | |
| 4099 | 31.5- 0.0-18.9 | 30.5 | 0.0 | 20.6 | 99.63 |
| 2167** | 41.0- 0.0- 0.0 | 41.6 | 0.0 | 0.0 | 101.46 |
| #TOTALS - NO. SAMPLES | | 3 - SMPLS | MISBRANDED | 0 - | 103.39 |
| QUINN FARM SUPPLY, INC | | MONROE CITY, MO | | | |
| 3791 | 4.0-23.0-28.0 | 3.9 | 25.6 | 27.8 | 105.85 |
| 4390 | 19.5-12.5-15.5 | 18.9 | 14.9 | 17.2 | 106.67 |
| #TOTALS - NO. SAMPLES | | 3 - SMPLS | MISBRANDED | 0 - | 104.29 |
| RALPHIE'S FARM PROD. - FERTILIZER | | DIXON, MO | | | |
| 3655 | 23.0-11.0-11.0 | 23.3 | 11.2 | 11.7 | 102.15 |
| 3961 | 23.0-11.0-11.0 | 22.9 | 12.2 | 11.7 | 103.67 |
| #TOTALS - NO. SAMPLES | | 2 - SMPLS | MISBRANDED | 0 - | 102.91 |
| RAY-CARROLL COUNTY GRAIN GROWERS | | BRUNSWICK, MO | | | |
| 3307** | 8.9-23.0-27.7 | 6.5* | 17.2* | 35.6 | 90.71* |
| 3308** | 8.9-23.0-27.7 | 7.2* | 18.8* | 33.6 | 93.55* |
| 3309** | 8.9-23.0-27.7 | 6.8* | 17.8* | 34.2 | 91.15* |
| 2877 | 25.2- 8.4-21.0 | 24.4 | 7.9 | 22.4 | 98.64 |

BULK BLEND FERTILIZER

| MANUFACTURER | | % FOUND | | | % Relative Value |
|----------------------------------|----------------|--------------------|-------------------------------|--------|------------------|
| No. | Grade | Nitrogen | P ₂ O ₅ | Potash | |
| RAY-CARROLL COUNTY GRAIN GROWERS | | BRUNSWICK, MO | | | |
| 2878 | 25.2- 8.4-21.0 | 20.4* | 6.6* | 29.4 | 94.56* |
| #TOTALS - NO. SAMPLES | | 9 - SMPLS | MISBRANDED | 6 - | 95.05 |
| RAY-CARROLL COUNTY GRAIN GROWERS | | NORBORNE, MO | | | |
| 2887 | 16.4-21.9-21.9 | 12.7* | 19.7* | 29.4 | 95.63* |
| 2888 | 16.4-21.9-21.9 | 15.3 | 22.4 | 23.3 | 100.20 |
| 2883 | 19.5-19.5-19.5 | 14.2* | 15.4* | 31.2 | 92.72* |
| 2884 | 19.5-19.5-19.5 | 15.4* | 18.9 | 26.5 | 97.54 |
| #TOTALS - NO. SAMPLES | | 4 - SMPLS | MISBRANDED | 3 - | 96.53 |
| RAY-CARROLL COUNTY GRAIN GROWERS | | CARROLLTON, MO | | | |
| 3304** | 9.1-23.5-23.5 | 8.6 | 21.8 | 24.4 | 96.05* |
| 4324 | 10.5-26.4-26.4 | 10.1 | 26.0 | 26.6 | 98.60 |
| 3296 | 12.2-18.3-30.5 | 12.0 | 17.8 | 31.1 | 99.13 |
| 3275 | 28.9-11.5-13.5 | 29.2 | 10.2* | 14.5 | 98.94 |
| 3276 | 28.9-11.5-13.5 | 28.8 | 10.0* | 15.3 | 98.52 |
| #TOTALS - NO. SAMPLES | | 6 - SMPLS | MISBRANDED | 3 - | 98.25 |
| RAY-CARROLL COUNTY GRAIN GROWERS | | HARDIN, MO | | | |
| #TOTALS - NO. SAMPLES | | 2 - SMPLS | MISBRANDED | 1 - | 98.39 |
| RAY-CARROLL COUNTY GRAIN GROWERS | | MAYVIEW, MO | | | |
| 3188 | 23.4-11.7-11.7 | 23.7 | 11.2 | 11.9 | 99.76 |
| #TOTALS - NO. SAMPLES | | 4 - SMPLS | MISBRANDED | 1 - | 99.38 |
| RHINELAND GRAIN - JONESBURG | | JONESBURG, MO | | | |
| 2308 | 28.5-12.2-12.2 | 27.2 | 12.6 | 13.8 | 99.79 |
| 3735 | 30.5-11.1-11.1 | 29.1 | 11.2 | 13.9 | 100.21 |
| #TOTALS - NO. SAMPLES | | 2 - SMPLS | MISBRANDED | 0 - | 100.00 |
| RICHARDS BROTHERS | | MOUNTAIN GROVE, MO | | | |
| 2563 | 19.5- 9.8-19.5 | 20.5 | 9.8 | 18.2 | 100.90 |
| 2565 | 19.7- 9.8-19.7 | 19.7 | 9.2 | 20.8 | 99.87 |
| 3844 | 23.4-11.7-11.7 | 23.0 | 7.8* | 15.4 | 94.02* |
| 3850 | 26.1- 8.7- 8.7 | 25.8 | 5.8* | 11.6 | 95.53* |
| #TOTALS - NO. SAMPLES | | 4 - SMPLS | MISBRANDED | 2 - | 97.53 |
| RICHARDS BROTHERS OF MTN VIEW | | MTN VIEW, MO | | | |
| 4294 | 21.0-14.0-14.0 | 20.8 | 14.4 | 14.5 | 101.07 |
| #TOTALS - NO. SAMPLES | | 1 - SMPLS | MISBRANDED | 0 - | 101.07 |
| RICKETT'S FARM SERVICE | | SHELBYNA, MO | | | |
| 4434 | 8.8-21.9-32.8 | 8.2 | 21.0 | 33.6 | 97.66 |
| 3225** | 25.0-10.0-16.0 | 24.4 | 10.3 | 16.6 | 100.00 |
| #TOTALS - NO. SAMPLES | | 3 - SMPLS | MISBRANDED | 0 - | 99.59 |
| RIVER VALLEY AG | | HOPKINS, MO | | | |
| 2431** | 7.0-33.0-20.5 | 7.1 | 32.3 | 20.8 | 99.10 |
| 2617 | 26.0- 7.0- 7.0 | 25.8 | 7.4 | 8.1 | 102.05 |
| #TOTALS - NO. SAMPLES | | 2 - SMPLS | MISBRANDED | 0 - | 100.34 |
| W.A. ROOTES AND CO | | TEBBETTS, MO | | | |
| 3656 | 23.0-12.0-12.0 | 20.6* | 14.0 | 14.8 | 102.44 |
| #TOTALS - NO. SAMPLES | | 1 - SMPLS | MISBRANDED | 1 - | 102.44 |
| J.P. ROSS COTTON CO, INC | | ESSEX, MO | | | |
| 2176** | 16.0-10.0-21.0 | 16.3 | 8.6* | 22.2 | 98.63 |
| 2168** | 38.0- 0.0- 0.0 | 38.4 | 0.0 | 0.0 | 101.05 |
| #TOTALS - NO. SAMPLES | | 3 - SMPLS | MISBRANDED | 2 - | 100.57 |
| J.P. ROSS COTTON CO, INC-FRISCO | | ESSEX, MO | | | |
| 3521** | 20.0- 8.9-22.0 | 18.8 | 9.1 | 23.2 | 99.00 |
| #TOTALS - NO. SAMPLES | | 1 - SMPLS | MISBRANDED | 0 - | 99.00 |
| ROYSTER-CLARK, INC | | BOWLING GREEN, MO | | | |
| 3562 | 3.7-17.6-40.9 | 3.6 | 16.8 | 42.6 | 99.88 |
| #TOTALS - NO. SAMPLES | | 1 - SMPLS | MISBRANDED | 0 - | 99.88 |
| ROYSTER-CLARK AGRIBUSINESS, INC | | CLARENCE, MO | | | |
| 3221** | 15.0- 9.0-25.0 | 14.0 | 9.1 | 25.7 | 98.49 |
| #TOTALS - NO. SAMPLES | | 2 - SMPLS | MISBRANDED | 0 - | 99.36 |

| MANUFACTURER | | % FOUND | | | % Relative Value |
|-------------------------------------|----------------|-------------------|-------------------------------|--------|------------------|
| No. | Grade | Nitrogen | P ₂ O ₅ | Potash | |
| S & N SCHMIDT FERTILIZER | | LESLIE, MO | | | |
| 2079 | 26.0- 8.0-17.0 | 25.2 | 9.8 | 20.0 | 105.88 |
| #TOTALS - NO. SAMPLES | | 1 - SMPLS | MISBRANDED | 0 - | 105.88 |
| SALISBURY AG CENTER | | SALISBURY, MO | | | |
| 2915 | 4.0-19.5-38.5 | 4.3 | 18.2 | 40.2 | 99.65 |
| 2885 | 19.0-18.5-20.0 | 17.8 | 20.3 | 21.4 | 102.74 |
| 2875 | 27.0-13.0-13.0 | 27.5 | 14.4 | 13.0 | 104.09 |
| #TOTALS - NO. SAMPLES | | 7 - SMPLS | MISBRANDED | 1 - | 102.13 |
| SCHAEPERKOETTER STORE, INC | | MT STERLING, MO | | | |
| 3190 | 24.0- 8.0-12.0 | 25.6 | 7.1* | 11.3 | 100.92 |
| #TOTALS - NO. SAMPLES | | 1 - SMPLS | MISBRANDED | 1 - | 100.92 |
| SCHAFFER FERTILIZER, INC | | MARTINSBURG, MO | | | |
| 3767 | 10.0-26.8-26.8 | 9.6 | 24.5* | 28.6 | 96.41* |
| #TOTALS - NO. SAMPLES | | 2 - SMPLS | MISBRANDED | 2 - | 96.68 |
| SERVICE AND SUPPLY COOPERATIVE, INC | | BOWLING GREEN, MO | | | |
| 3636 | 13.4-13.4-27.3 | 13.6 | 12.5 | 29.8 | 101.36 |
| 4295 | 22.0- 9.0-15.0 | 22.9 | 8.4 | 15.6 | 101.56 |
| #TOTALS - NO. SAMPLES | | 4 - SMPLS | MISBRANDED | 0 - | 101.90 |
| SERVICE AND SUPPLY COOPERATIVE, INC | | NEW FLORENCE, MO | | | |
| 3556 | 5.4-27.7-27.7 | 6.7 | 27.6 | 28.4 | 103.30 |
| #TOTALS - NO. SAMPLES | | 2 - SMPLS | MISBRANDED | 0 - | 102.72 |
| SERVICE AND SUPPLY COOPERATIVE, INC | | VANDALIA, MO | | | |
| 3520 | 22.8-10.4-20.0 | 22.4 | 11.9 | 22.2 | 105.09 |
| #TOTALS - NO. SAMPLES | | 2 - SMPLS | MISBRANDED | 0 - | 104.76 |
| SHAWNEETOWN FEED & SEED CO. | | JACKSON, MO | | | |
| 2611 | 23.0-11.4-11.4 | 23.8 | 11.4 | 10.9 | 101.37 |
| 2412 | 30.0-10.0-10.0 | 31.2 | 10.6 | 11.0 | 105.11 |
| #TOTALS - NO. SAMPLES | | 3 - SMPLS | MISBRANDED | 0 - | 101.97 |
| SMITH BROS. FARM SUPPLY, INC | | WYACONDA, MO | | | |
| 2208 | 4.0-19.0-38.0 | 4.3 | 19.5 | 37.2 | 100.95 |
| 3548 | 7.0-18.0-36.0 | 6.5 | 16.5 | 38.8 | 98.60 |
| #TOTALS - NO. SAMPLES | | 2 - SMPLS | MISBRANDED | 0 - | 99.76 |
| SMITH FARM | | COLUMBIA, MO | | | |
| 2783 | 13.0-24.0-18.0 | 13.7 | 24.9 | 19.6 | 105.22 |
| #TOTALS - NO. SAMPLES | | 1 - SMPLS | MISBRANDED | 0 - | 105.22 |
| SOUTHEAST COOPERATIVE SERVICE CO | | ADVANCE, MO | | | |
| 4380** | 0.0-11.0-14.5 | 0.0 | 12.4 | 14.0 | 106.30 |
| #TOTALS - NO. SAMPLES | | 2 - SMPLS | MISBRANDED | 0 - | 101.82 |
| SOUTHEAST COOPERATIVE SERVICE CO. | | BERTRAND, MO | | | |
| 3900 | 13.5-21.5-18.5 | 12.9 | 21.1 | 19.5 | 98.87 |
| #TOTALS - NO. SAMPLES | | 1 - SMPLS | MISBRANDED | 0 - | 98.87 |
| SOUTHEAST COOPERATIVE SERVICE CO | | DEXTER, MO | | | |
| 3303 | 9.8-25.0-27.2 | 10.3 | 25.1 | 26.6 | 100.62 |
| #TOTALS - NO. SAMPLES | | 2 - SMPLS | MISBRANDED | 0 - | 121.75 |
| SOUTHEAST COOP SERVICE CO-MESSLER | | ADVANCE, MO | | | |
| 3536** | 11.0-22.0-22.0 | 11.7 | 20.6 | 22.4 | 98.86 |
| #TOTALS - NO. SAMPLES | | 1 - SMPLS | MISBRANDED | 0 - | 98.86 |
| SOUTHEAST COOPERATIVE SERVICE CO | | MOREHOUSE, MO | | | |
| 3549 | 7.0-18.0-36.0 | 7.1 | 18.0 | 36.1 | 100.35 |
| #TOTALS - NO. SAMPLES | | 1 - SMPLS | MISBRANDED | 0 - | 100.35 |
| SOUTHEAST COOPERATIVE SERVICE CO | | ORAN, MO | | | |
| 3522** | 20.0-12.0-20.0 | 17.9* | 11.0 | 22.5 | 95.60* |
| #TOTALS - NO. SAMPLES | | 2 - SMPLS | MISBRANDED | 1 - | 98.64 |
| SOUTHEAST COOPERATIVE SERVICE CO | | PUXICO, MO | | | |
| 3344 | 27.0-13.5-13.5 | 27.4 | 13.9 | 13.1 | 101.27 |
| #TOTALS - NO. SAMPLES | | 1 - SMPLS | MISBRANDED | 0 - | 101.27 |

BULK BLEND FERTILIZER

| MANUFACTURER | | % FOUND | | | % Relative Value |
|----------------------------------|----------------|--------------------|-------------------------------|--------|------------------|
| No. | Grade | Nitrogen | P ₂ O ₅ | Potash | |
| ST CHARLES COUNTY COOPERATIVE CO | | ST CHARLES, MO | | | |
| #TOTALS - NO. SAMPLES | | 1 - SMPLS | MISBRANDED | 0 - | 99.71 |
| ST JOSEPH AGRI SERVICES, INC | | ST JOSEPH, MO | | | |
| 2791** | 20.0-10.0-13.5 | 20.8 | 10.1 | 16.0 | 105.85 |
| #TOTALS - NO. SAMPLES | | 1 - SMPLS | MISBRANDED | 0 - | 105.85 |
| STOCKMAN FEED & FERTILIZER | | JEFFERSON CITY, MO | | | |
| 2173 | 25.1-18.8-12.1 | 23.8 | 19.1 | 14.3 | 100.20 |
| #TOTALS - NO. SAMPLES | | 1 - SMPLS | MISBRANDED | 0 - | 100.20 |
| STOKES-MAYBERRY GIN CO, INC | | MALDEN, MO | | | |
| 3612 | 0.0-16.9-33.9 | 0.0 | 15.8 | 34.8 | 98.08 |
| #TOTALS - NO. SAMPLES | | 2 - SMPLS | MISBRANDED | 0 - | 103.43 |
| STOVER MILLING CO, INC | | STOVER, MO | | | |
| 4429 | 12.2-18.3-30.5 | 11.3 | 17.0 | 32.7 | 97.60 |
| 3510 | 27.0-13.5-13.5 | 25.1 | 12.8 | 16.9 | 98.10 |
| 3511 | 27.0-13.5-13.5 | 24.3* | 11.8* | 19.2 | 96.72* |
| #TOTALS - NO. SAMPLES | | 3 - SMPLS | MISBRANDED | 1 - | 97.46 |
| STRAATMANN FEED & TRANSFER, INC | | LABADIE, MO | | | |
| 3742 | 26.0- 6.0-21.0 | 25.6 | 6.0 | 23.0 | 101.41 |
| #TOTALS - NO. SAMPLES | | 1 - SMPLS | MISBRANDED | 0 - | 101.41 |
| SUR-GRO PLANT FOOD | | APPLETON CITY, MO | | | |
| 2970 | 17.9-17.9-17.9 | 18.1 | 17.0 | 18.2 | 98.77 |
| 2986 | 21.3-14.2-14.2 | 21.3 | 14.0 | 14.3 | 99.65 |
| 2804 | 23.5-11.7-11.7 | 24.9 | 11.4 | 11.3 | 102.19 |
| 3895 | 27.4-13.7-13.7 | 25.5 | 13.3 | 16.4 | 98.02 |
| #TOTALS - NO. SAMPLES | | 4 - SMPLS | MISBRANDED | 0 - | 99.57 |
| SUR-GRO PLANT FOOD | | BURLINGTON JCT, MO | | | |
| 3174** | 16.0- 8.0-24.0 | 15.9 | 8.0 | 23.5 | 99.03 |
| 3829 | 20.5-15.0-15.0 | 19.6 | 15.0 | 17.3 | 100.58 |
| #TOTALS - NO. SAMPLES | | 3 - SMPLS | MISBRANDED | 0 - | 99.53 |
| SUR-GRO PLANT FOOD | | FOREST CITY, MO | | | |
| 2429 | 10.0-25.8-25.8 | 8.4* | 21.5* | 31.0 | 93.22* |
| #TOTALS - NO. SAMPLES | | 2 - SMPLS | MISBRANDED | 2 - | 91.51 |
| SUR-GRO PLANT FOOD | | KING CITY, MO | | | |
| 2909** | 7.5-20.0-33.5 | 8.3 | 21.4 | 32.4 | 103.73 |
| 2955 | 10.0-18.0-30.0 | 10.6 | 19.5 | 28.7 | 103.37 |
| 2786 | 18.0-18.0-18.0 | 14.9* | 13.5* | 26.4 | 92.44* |
| 4063 | 19.5-16.0-16.0 | 19.3 | 16.3 | 16.6 | 100.92 |
| #TOTALS - NO. SAMPLES | | 6 - SMPLS | MISBRANDED | 2 - | 98.34 |
| SUR-GRO PLANT FOOD | | OSBORN, MO | | | |
| 3078 | 8.5-22.5-30.0 | 8.2 | 21.8 | 32.2 | 100.22 |
| 3187 | 23.0-11.5-11.5 | 23.6 | 9.7* | 13.3 | 99.25 |
| #TOTALS - NO. SAMPLES | | 2 - SMPLS | MISBRANDED | 1 - | 99.76 |
| SUR-GRO PLANT FOOD | | PLATTSBURG, MO | | | |
| 3121 | 23.0-11.5-11.5 | 23.5 | 10.5 | 13.2 | 100.87 |
| 3192 | 24.5-10.5-10.5 | 24.6 | 10.1 | 11.6 | 100.62 |
| #TOTALS - NO. SAMPLES | | 2 - SMPLS | MISBRANDED | 0 - | 100.74 |
| SUR-GRO PLANT FOOD | | SAVANNAH, MO | | | |
| 3434 | 26.0- 0.0- 0.0 | 26.8 | 0.0 | 0.0 | 103.08 |
| #TOTALS - NO. SAMPLES | | 1 - SMPLS | MISBRANDED | 0 - | 103.08 |
| SUR-GRO PLANT FOOD | | SHERIDAN, MO | | | |
| 4463 | 21.0-14.0-14.0 | 19.2 | 15.4 | 16.8 | 102.38 |
| 2613 | 23.5-11.5-11.5 | 25.2 | 12.3 | 8.7* | 102.70 |
| #TOTALS - NO. SAMPLES | | 3 - SMPLS | MISBRANDED | 1 - | 101.66 |
| SUR-GRO PLANT FOOD | | WESTON, MO | | | |
| 4020 | 5.0-14.0-14.0 | 6.1 | 15.7 | 14.4 | 111.54 |
| 2978 | 20.0-10.0-20.0 | 18.8 | 10.1 | 22.0 | 99.75 |
| 2616 | 25.0-10.0-10.0 | 23.9 | 10.5 | 12.2 | 101.25 |
| 4320 | 26.0- 8.0- 8.0 | 25.6 | 10.8 | 9.2 | 107.89 |

| MANUFACTURER | | % FOUND | | | % Relative Value |
|-----------------------------|----------------|-------------------|-------------------------------|--------|------------------|
| No. | Grade | Nitrogen | P ₂ O ₅ | Potash | |
| SUR-GRO PLANT FOOD | | WESTON, MO | | | 4069 |
| 26.0- | 9.0- 9.0 | 26.4 | 8.5 | 9.1 | 99.87 |
| #TOTALS - NO. SAMPLES | | 5 - SMPLS | MISBRANDED | 0 - | 103.46 |
| SUR-GRO PLANT FOOD | | WINSTON, MO | | | |
| 2807 | 24.0-12.0-12.0 | 24.5 | 11.7 | 12.3 | 100.83 |
| #TOTALS - NO. SAMPLES | | 1 - SMPLS | MISBRANDED | 0 - | 100.83 |
| T AND N INC | | FORISTELL, MO | | | |
| 3769 | 9.0-23.0-31.0 | 8.9 | 22.5 | 31.8 | 99.58 |
| #TOTALS - NO. SAMPLES | | 1 - SMPLS | MISBRANDED | 0 - | 99.58 |
| THAYER PLANT FOOD | | THAYER, MO | | | |
| 1916 | 19.0- 9.0-19.0 | 18.8 | 9.6 | 19.9 | 102.27 |
| #TOTALS - NO. SAMPLES | | 2 - SMPLS | MISBRANDED | 0 - | 106.83 |
| TRI COUNTY FEED & FERT. INC | | ST MARY, MO | | | |
| 4592 | 20.0-14.0-14.0 | 20.0 | 13.9 | 15.6 | 101.71 |
| #TOTALS - NO. SAMPLES | | 1 - SMPLS | MISBRANDED | 0 - | 101.71 |
| TYREE'S FERTILIZER INC. | | WEST PLAINS, MO | | | |
| 2968 | 17.8-17.8-17.8 | 18.7 | 17.6 | 17.3 | 101.01 |
| 2981 | 21.0-14.0-14.0 | 22.3 | 13.7 | 13.5 | 101.79 |
| #TOTALS - NO. SAMPLES | | 2 - SMPLS | MISBRANDED | 0 - | 101.38 |
| U.A.P. MIDSOUTH | | COOTER, MO | | | |
| 3754** | 11.0- 7.0-31.0 | 12.1 | 8.1 | 30.7 | 106.12 |
| 3753 | 14.0-14.0-29.0 | 13.9 | 14.6 | 30.5 | 102.94 |
| 3749** | 21.0- 8.0-16.0 | 20.4 | 8.9 | 17.0 | 102.16 |
| #TOTALS - NO. SAMPLES | | 4 - SMPLS | MISBRANDED | 0 - | 103.65 |
| UAP MID SOUTH | | PORTAGEVILLE, MO | | | |
| 3545 | 8.0-21.0-32.0 | 8.0 | 19.6 | 34.4 | 99.56 |
| #TOTALS - NO. SAMPLES | | 2 - SMPLS | MISBRANDED | 0 - | 101.97 |
| UAP MIDSOUTH | | WHITE OAK, MO | | | |
| 2695 | 3.0- 8.0-49.0 | 3.2 | 7.8 | 48.5 | 99.30 |
| #TOTALS - NO. SAMPLES | | 1 - SMPLS | MISBRANDED | 0 - | 99.30 |
| UAP/MIDSOUTH - BENTON | | BENTON, MO | | | |
| #TOTALS - NO. SAMPLES | | 1 - SMPLS | MISBRANDED | 0 - | 105.85 |
| UAP/MIDSOUTH | | SIKESTON, MO | | | |
| 2675** | 9.0-13.0- 8.0 | 8.5 | 9.9* | 8.0 | 86.15* |
| 2676** | 9.5-17.0-15.0 | 9.3 | 15.9 | 16.0 | 97.65 |
| #TOTALS - NO. SAMPLES | | 3 - SMPLS | MISBRANDED | 1 - | 97.34 |
| UAP MIDSOUTH | | SENATH, MO | | | |
| 3566 | 3.0- 8.0-47.0 | 3.1 | 7.8 | 46.8 | 99.42 |
| 3563 | 3.5- 9.5-45.0 | 3.7 | 9.2 | 46.1 | 101.27 |
| #TOTALS - NO. SAMPLES | | 3 - SMPLS | MISBRANDED | 0 - | 101.01 |
| UAP/RICHTER | | BOWLING GREEN, MO | | | |
| 3540 | 8.9-22.7-30.3 | 8.3 | 21.5 | 32.5 | 98.50 |
| #TOTALS - NO. SAMPLES | | 2 - SMPLS | MISBRANDED | 0 - | 99.68 |
| UAP/RICHTER | | KAHOKA, MO | | | |
| #TOTALS - NO. SAMPLES | | 2 - SMPLS | MISBRANDED | 0 - | 101.14 |
| UNITED COOPERATIVES INC | | PLATTSBURG, MO | | | |
| 3184 | 21.5-13.0-13.0 | 22.7 | 12.2 | 12.8 | 100.73 |
| 3842 | 23.0-11.5-11.5 | 23.6 | 9.9* | 11.9 | 98.01 |
| 3852 | 28.5-17.0-17.0 | 17.2* | 16.8 | 19.4 | 80.93* |
| #TOTALS - NO. SAMPLES | | 4 - SMPLS | MISBRANDED | 2 - | 93.41 |
| UNITED COOPERATIVES INC | | OSBORN, MO | | | |
| 3183 | 21.0-14.0-14.0 | 20.9 | 14.2 | 14.8 | 101.19 |
| 3193 | 26.0- 8.0- 8.0 | 26.5 | 7.7 | 8.6 | 101.32 |
| #TOTALS - NO. SAMPLES | | 2 - SMPLS | MISBRANDED | 0 - | 101.25 |

BULK BLEND FERTILIZER

| MANUFACTURER | | % FOUND | | | % Relative Value |
|--------------------------------|----------------|--------------------|-------------------------------|--------|------------------|
| No. | Grade | Nitrogen | P ₂ O ₅ | Potash | |
| UNITED COOPERATIVES INC | | SAVANNAH, MO | | | |
| 3305** | 8.7-22.3-27.6 | 8.6 | 21.2 | 27.0 | 96.65* |
| 4066** | 23.1-14.3- 8.7 | 23.2 | 14.1 | 8.9 | 100.00 |
| 4068 | 25.0-10.0-10.0 | 25.1 | 10.0 | 10.5 | 100.88 |
| #TOTALS - NO. SAMPLES | | 3 - SMPLS | MISBRANDED | 1 - | 99.09 |
| V-MAR FARM STORE INC | | CRANE, MO | | | |
| 3411 | 19.6- 9.8-19.6 | 19.6 | 8.2* | 21.2 | 97.96 |
| 3412 | 19.6- 9.8-19.6 | 19.7 | 9.2 | 20.7 | 100.13 |
| 3426 | 22.0- 7.0-17.5 | 22.2 | 6.7 | 17.9 | 100.26 |
| #TOTALS - NO. SAMPLES | | 3 - SMPLS | MISBRANDED | 1 - | 99.44 |
| VANDUSER GIN CO INC | | VANDUSER, MO | | | |
| 3389** | 12.0- 0.0-30.0 | 13.4 | 0.0 | 29.1 | 103.52 |
| 3390** | 12.0-12.0-25.0 | 13.2 | 11.0 | 23.4 | 98.36 |
| #TOTALS - NO. SAMPLES | | 3 - SMPLS | MISBRANDED | 0 - | 100.20 |
| VEST FERTILIZER LIME & SEED | | POLK, MO | | | |
| 2666 | 24.2-16.1-16.1 | 23.1 | 15.5 | 17.8 | 98.24 |
| 2667 | 24.2-16.1-16.1 | 23.6 | 15.4 | 17.7 | 98.97 |
| #TOTALS - NO. SAMPLES | | 3 - SMPLS | MISBRANDED | 0 - | 98.17 |
| WAKE FEED & FERTILIZER, INC | | WILLOW SPRINGS, MO | | | |
| 1860** | 0.0- 5.7-13.1 | 0.0 | 12.6 | 41.1 | 270.61 |
| #TOTALS - NO. SAMPLES | | 1 - SMPLS | MISBRANDED | 0 - | 270.61 |
| WEST CENTRAL AGRISERVICES, LLC | | ADRIAN, MO | | | |
| 3770 | 8.9-22.9-30.6 | 8.8 | 22.1 | 31.7 | 99.26 |
| 3771 | 8.9-22.9-30.6 | 8.8 | 22.3 | 31.7 | 99.68 |
| #TOTALS - NO. SAMPLES | | 5 - SMPLS | MISBRANDED | 0 - | 99.38 |
| WEST CENTRAL AGRISERVICES, LLC | | BUTLER, MO | | | |
| 2908 | 8.5-21.9-29.1 | 8.6 | 22.4 | 28.2 | 100.33 |
| 2959 | 17.2-11.4-22.9 | 17.6 | 11.9 | 21.7 | 100.75 |
| 2879 | 25.2-14.5-15.7 | 24.6 | 13.8 | 17.1 | 98.74 |
| #TOTALS - NO. SAMPLES | | 5 - SMPLS | MISBRANDED | 0 - | 100.92 |
| WEST CENTRAL AGRISERVICES, LLC | | CENTERVIEW, MO | | | |
| 2790 | 19.9-15.9-11.9 | 20.6 | 15.7 | 12.5 | 101.92 |
| 1919 | 22.0-12.0-12.0 | 23.2 | 10.3* | 11.3 | 97.88 |
| 2614 | 24.3- 9.7- 9.7 | 24.3 | 9.4 | 10.0 | 99.61 |
| #TOTALS - NO. SAMPLES | | 3 - SMPLS | MISBRANDED | 1 - | 99.83 |
| WEST CENTRAL AGRISERVICES, LLC | | CHILHOWEE, MO | | | |
| 3413 | 19.6-15.6-15.6 | 20.2 | 14.4 | 15.1 | 98.02 |
| #TOTALS - NO. SAMPLES | | 1 - SMPLS | MISBRANDED | 0 - | 98.02 |
| WEST CENTRAL AGRISERVICES, LLC | | HARRISONVILLE, MO | | | |
| 3773 | 5.5-26.1-29.8 | 5.5 | 26.0 | 30.4 | 100.43 |
| 3831 | 21.1-12.7-12.7 | 22.4 | 10.4* | 12.6 | 97.38 |
| #TOTALS - NO. SAMPLES | | 4 - SMPLS | MISBRANDED | 1 - | 99.82 |
| WEST CENTRAL AGRISERVICES, LLC | | HOLDEN, MO | | | |
| 2811 | 21.7- 0.0-21.7 | 22.2 | 0.0 | 20.8 | 100.15 |
| #TOTALS - NO. SAMPLES | | 4 - SMPLS | MISBRANDED | 1 - | 100.59 |
| WEST CENTRAL AGRI SERVICES LLC | | RICH HILL, MO | | | |
| 3396 | 16.6-19.0-19.0 | 15.6 | 18.9 | 19.9 | 98.56 |
| 3419 | 20.7-13.3-14.1 | 19.5 | 13.6 | 14.5 | 98.29 |
| 3420 | 20.7-13.3-14.1 | 19.6 | 13.8 | 14.7 | 99.27 |
| 3273 | 36.3- 0.0-12.6 | 35.9 | 0.0 | 12.9 | 99.41 |
| #TOTALS - NO. SAMPLES | | 9 - SMPLS | MISBRANDED | 0 - | 99.59 |
| WEST CENTRAL AGRI SERVICES LLC | | URICH, MO | | | |
| 1747 | 12.9-19.4-19.4 | 12.3 | 21.7 | 19.5 | 104.17 |
| 3835 | 22.3-12.7-12.7 | 21.9 | 12.9 | 13.9 | 100.97 |
| #TOTALS - NO. SAMPLES | | 3 - SMPLS | MISBRANDED | 0 - | 104.04 |
| WEST LIME & FERTILIZER CO | | STEELVILLE, MO | | | |
| 2112 | 23.2-11.6-11.6 | 22.1 | 11.9 | 12.5 | 99.14 |
| #TOTALS - NO. SAMPLES | | 1 - SMPLS | MISBRANDED | 0 - | 99.14 |

| MANUFACTURER | | % FOUND | | | % Relative Value |
|-----------------------------|----------------|------------------|-------------------------------|--------|------------------|
| No. | Grade | Nitrogen | P ₂ O ₅ | Potash | |
| WILLIAMS FERTILIZER SERVICE | | OREGON, MO | | | |
| 3395** | 16.0- 8.0- 5.0 | 17.3 | 8.0 | 6.1 | 106.98 |
| #TOTALS - NO. SAMPLES | | 2 - SMPLS | MISBRANDED | 0 - | 104.35 |
| WORTHINGTON AG SERVICE, INC | | WORTHINGTON, MO | | | |
| #TOTALS - NO. SAMPLES | | 1 - SMPLS | MISBRANDED | 1 - | 103.49 |
| YOUNG ENTERPRISES, INC | | NEW HARTFORD, MO | | | |
| 3736 | 28.0- 8.0-16.0 | 25.5* | 9.5 | 20.1 | 102.39 |
| #TOTALS - NO. SAMPLES | | 1 - SMPLS | MISBRANDED | 1 - | 102.39 |
| YOUNG'S PRODUCE, INC | | ALTON, MO | | | |
| 1922 | 23.0-11.0-11.0 | 24.0 | 10.5 | 11.6 | 102.03 |
| #TOTALS - NO. SAMPLES | | 2 - SMPLS | MISBRANDED | 0 - | 100.61 |
| YUNGBERG AGRI SERVICE | | PRINCETON, MO | | | |
| 4386 | 18.5-15.0-17.5 | 17.3 | 14.5 | 20.0 | 98.93 |
| 4387 | 18.5-15.0-17.5 | 18.0 | 13.8 | 19.3 | 98.11 |
| 4388 | 18.5-15.0-17.5 | 17.2 | 14.1 | 20.8 | 98.70 |
| #TOTALS - NO. SAMPLES | | 3 - SMPLS | MISBRANDED | 0 - | 98.57 |

* Subject to penalty (either 10% or two units deficient from guarantee in nutrient indicated, or 3% deficient in total value).

** Sample analyzed for guaranteed secondary or micronutrients, the results are tabulated beginning page 36.

Totals from July 1, 2001.

LIQUID FERTILIZER

| MANUFACTURER | | % FOUND | | | % Relative Value |
|-----------------------|----------------|-------------|-------------------------------|--------|------------------|
| No. | Grade | Nitrogen | P ₂ O ₅ | Potash | |
| AG DISTRIBUTORS | | | | | |
| | | KENNETT, MO | | | |
| 3875 | 3.0- 6.0-12.0 | 3.4 | 6.1 | 11.8 | 102.67 |
| 3712 | 9.0- 7.0- 9.0 | 9.4 | 6.5 | 9.3 | 100.24 |
| 3877 | 10.0- 5.0-10.0 | 9.6 | 5.9 | 10.0 | 102.50 |
| 3477 | 12.0- 5.0- 8.0 | 12.2 | 4.7 | 7.8 | 99.05 |
| 3881** | 28.0- 0.0- 0.0 | 27.5 | 0.0 | 0.0 | 98.21 |
| 3884 | 32.0- 0.0- 0.0 | 31.6 | 0.0 | 0.0 | 98.75 |
| 4221 | 32.0- 0.0- 0.0 | 31.7 | 0.0 | 0.0 | 99.06 |
| #TOTALS - NO. SAMPLES | | 7 - SMPLS | MISBRANDED | 0 - | 99.73 |

| | | | | | |
|-----------------------|----------------|------------|------------|-----|--------|
| AG DISTRIBUTORS | | | | | |
| | | MALDEN, MO | | | |
| 4216** | 29.0- 0.0- 0.0 | 29.3 | 0.0 | 0.0 | 101.03 |
| #TOTALS - NO. SAMPLES | | 1 - SMPLS | MISBRANDED | 0 - | 101.03 |

| | | | | | |
|-----------------------|----------------|------------------|------------|-----|--------|
| AG DISTRIBUTORS | | | | | |
| | | PORTAGEVILLE, MO | | | |
| 4215 | 14.0- 2.5- 6.4 | 14.0 | 2.4 | 6.2 | 98.98 |
| #TOTALS - NO. SAMPLES | | 2 - SMPLS | MISBRANDED | 0 - | 100.77 |

| | | | | | |
|--------------------------|---------------|--------------|------------|-----|--------|
| AGRI-GRO MARKETING, INC. | | | | | |
| | | DONIPHAN, MO | | | |
| 2635** | 0.0- 0.0- 0.0 | 0.0 | 0.0 | 0.0 | 100.00 |
| 3245 | 9.0-18.0- 9.0 | 9.1 | 19.1 | 9.3 | 104.29 |
| #TOTALS - NO. SAMPLES | | 2 - SMPLS | MISBRANDED | 0 - | 104.28 |

| | | | | | |
|-----------------------|----------------|-----------------|------------|-----|--------|
| AGRILIANCE LLC | | | | | |
| | | KANSAS CITY, MO | | | |
| 2144** | 12.0- 0.0- 0.0 | 12.3 | 0.0 | 0.0 | 102.50 |
| 1778 | 32.0- 0.0- 0.0 | 31.9 | 0.0 | 0.0 | 99.69 |
| 1779 | 32.0- 0.0- 0.0 | 29.0* | 0.0 | 0.0 | 90.63* |
| 3254 | 32.0- 0.0- 0.0 | 31.7 | 0.0 | 0.0 | 99.06 |
| #TOTALS - NO. SAMPLES | | 4 - SMPLS | MISBRANDED | 1 - | 97.12 |

| | | | | | |
|--------------------------------|----------------|---------------|------------|------|--------|
| AGRISERVICES OF BRUNSWICK, LLC | | | | | |
| | | BRUNSWICK, MO | | | |
| 2621 | 0.0- 0.0-13.1 | 0.0 | 0.0 | 12.7 | 96.95* |
| 2622 | 0.0- 0.0-13.1 | 0.0 | 0.0 | 12.3 | 93.89* |
| 3226 | 3.0- 9.0-27.0 | 3.2 | 9.2 | 25.2 | 98.04 |
| 3238 | 4.0-10.0-10.0 | 3.8 | 11.0 | 8.8* | 101.05 |
| 3879 | 4.0-10.0-10.0 | 4.0 | 10.0 | 9.9 | 99.74 |
| 3236 | 10.0-30.0- 0.0 | 10.0 | 30.3 | 0.0 | 100.75 |
| 3715 | 10.0-34.0- 0.0 | 10.0 | 33.3 | 0.0 | 98.41 |
| 3230 | 16.4- 9.9-13.1 | 15.6 | 10.3 | 12.6 | 98.02 |
| 3231** | 20.0- 7.3- 4.9 | 19.7 | 7.4 | 5.0 | 99.50 |
| 3232** | 20.0- 7.3- 4.9 | 19.5 | 7.9 | 4.9 | 100.34 |
| 3234** | 20.7- 7.3- 4.9 | 19.1 | 7.8 | 5.2 | 96.88* |
| 3982** | 20.2- 7.6- 6.3 | 19.7 | 8.1 | 6.1 | 99.68 |
| 3983** | 20.2- 7.6- 6.3 | 19.7 | 7.9 | 6.3 | 99.35 |
| 3984** | 20.2- 7.6- 6.3 | 19.7 | 7.9 | 6.4 | 99.52 |
| 3253 | 32.0- 0.0- 0.0 | 31.9 | 0.0 | 0.0 | 99.69 |
| 3488 | 32.0- 0.0- 0.0 | 33.1 | 0.0 | 0.0 | 103.44 |
| 3719 | 32.0- 0.0- 0.0 | 32.1 | 0.0 | 0.0 | 100.31 |
| 4423 | 32.0- 0.0- 0.0 | 31.7 | 0.0 | 0.0 | 99.06 |
| 4482 | 32.0- 0.0- 0.0 | 29.0* | 0.0 | 0.0 | 90.63* |
| #TOTALS - NO. SAMPLES | | 24 - SMPLS | MISBRANDED | 7 - | 98.96 |

| | | | | | |
|--|----------------|-----------|------------|-----|--------|
| AGRO DISTRIBUTION, LLC-CARUTHERSVILLE CARUTHERSVILLE, MO | | | | | |
| 4419 | 32.0- 0.0- 0.0 | 31.9 | 0.0 | 0.0 | 99.69 |
| 4420 | 32.0- 0.0- 0.0 | 31.6 | 0.0 | 0.0 | 98.75 |
| 4421 | 32.0- 0.0- 0.0 | 32.4 | 0.0 | 0.0 | 101.25 |
| #TOTALS - NO. SAMPLES | | 3 - SMPLS | MISBRANDED | 0 - | 99.89 |

| | | | | | |
|-------------------------|----------------|------------|------------|------|-------|
| ANNADA ELEVATOR CO, INC | | | | | |
| | | ANNADA, MO | | | |
| 3703 | 14.1-14.1-14.1 | 14.4 | 13.2 | 13.9 | 98.01 |
| #TOTALS - NO. SAMPLES | | 2 - SMPLS | MISBRANDED | 0 - | 98.82 |

| | | | | | |
|--------------------|----------------|-------------|-----|------|--------|
| BARTLETT & COMPANY | | | | | |
| | | WAVERLY, MO | | | |
| 2619 | 2.6- 7.8-14.0 | 2.8 | 7.3 | 14.9 | 100.86 |
| 2618 | 2.4- 7.1-21.4 | 3.3 | 7.4 | 20.2 | 102.97 |
| 3247 | 15.2- 0.0- 0.0 | 16.2 | 0.0 | 0.0 | 106.58 |
| 2620 | 15.4- 7.7- 7.7 | 15.2 | 7.1 | 7.7 | 97.03 |
| 3229** | 15.9- 8.2- 8.2 | 16.5 | 7.8 | 8.8 | 101.77 |
| 2625** | 17.5- 0.0- 0.0 | 15.7* | 0.0 | 0.0 | 89.71* |
| 3233** | 20.3- 3.5- 8.1 | 20.1 | 3.2 | 9.6 | 100.90 |
| 3235** | 25.2- 6.7- 0.0 | 25.0 | 6.5 | 0.0 | 98.75 |
| 2628 | 29.0- 0.0- 0.0 | 27.0 | 0.0 | 0.0 | 93.10* |
| 2629** | 29.0- 0.0- 0.0 | 28.5 | 0.0 | 0.0 | 98.28 |

| MANUFACTURER | | % FOUND | | | % Relative Value |
|-----------------------|----------------|-------------|-------------------------------|--------|------------------|
| No. | Grade | Nitrogen | P ₂ O ₅ | Potash | |
| BARTLETT & COMPANY | | | | | |
| | | WAVERLY, MO | | | |
| 2630** | 29.0- 0.0- 0.0 | 28.9 | 0.0 | 0.0 | 99.66 |
| 3249** | 29.0- 0.0- 0.0 | 28.9 | 0.0 | 0.0 | 99.66 |
| 3250** | 29.0- 0.0- 0.0 | 29.5 | 0.0 | 0.0 | 101.72 |
| 3486** | 29.0- 0.0- 0.0 | 29.6 | 0.0 | 0.0 | 102.07 |
| 4087 | 32.0- 0.0- 0.0 | 29.7* | 0.0 | 0.0 | 92.81* |
| 4422 | 32.0- 0.0- 0.0 | 31.5 | 0.0 | 0.0 | 98.44 |
| 4486 | 32.0- 0.0- 0.0 | 30.2 | 0.0 | 0.0 | 94.38* |
| #TOTALS - NO. SAMPLES | | 27 - SMPLS | MISBRANDED | 7 - | 97.34 |

| | | | | | |
|-----------------------|--|--------------------|------------|-----|--------|
| BIOKYOWA/KYOWA FOODS | | | | | |
| | | CAPE GIRARDEAU, MO | | | |
| #TOTALS - NO. SAMPLES | | 1 - SMPLS | MISBRANDED | 0 - | 142.50 |

| | | | | | |
|---------------------------|---------------|---------------|------------|-----|--------|
| BROWN'S AGRI SERVICE, INC | | | | | |
| | | ROCK PORT, MO | | | |
| 3876** | 4.0- 8.0- 8.0 | 4.1 | 8.4 | 8.1 | 103.44 |
| #TOTALS - NO. SAMPLES | | 1 - SMPLS | MISBRANDED | 0 - | 103.44 |

| | | | | | |
|----------------------------------|----------------|---------------|------------|------|--------|
| CENTRAL MISSOURI AGRISERVICE LLC | | | | | |
| | | BLACKBURN, MO | | | |
| 3870** | 4.5- 9.5-13.3 | 4.7 | 9.6 | 12.5 | 99.52 |
| 3871** | 4.5- 9.5-13.3 | 4.7 | 9.5 | 12.9 | 100.00 |
| 3239** | 4.7-11.6-11.6 | 5.3 | 11.5 | 10.5 | 99.77 |
| 3228** | 14.3- 7.6- 5.7 | 14.3 | 7.8 | 5.3 | 100.00 |
| 3240** | 14.3- 7.6- 5.7 | 13.7 | 7.9 | 5.8 | 98.99 |
| #TOTALS - NO. SAMPLES | | 6 - SMPLS | MISBRANDED | 0 - | 100.00 |

| | | | | | |
|----------------------------------|----------------|--------------|------------|-----|--------|
| CENTRAL MISSOURI AGRISERVICE LLC | | | | | |
| | | MARSHALL, MO | | | |
| 3483 | 3.0- 9.1- 6.8 | 3.8 | 8.7 | 6.7 | 102.26 |
| 3237 | 3.0- 9.1- 8.0 | 3.2 | 8.1* | 7.2 | 92.55* |
| 3478** | 12.9- 7.7- 7.8 | 14.0 | 6.8* | 7.2 | 99.59 |
| #TOTALS - NO. SAMPLES | | 3 - SMPLS | MISBRANDED | 2 - | 98.30 |

| | | | | | |
|--------------------------|----------------|--------------|------------|-----|-------|
| CROP PRODUCTION SERVICES | | | | | |
| | | WESTBORO, MO | | | |
| 3707 | 20.0-10.0- 6.5 | 19.7 | 9.5 | 6.3 | 97.29 |
| 3709 | 21.5- 7.5- 7.5 | 20.6 | 7.6 | 7.3 | 97.25 |
| #TOTALS - NO. SAMPLES | | 2 - SMPLS | MISBRANDED | 0 - | 97.27 |

| | | | | | |
|-----------------------|---------------|-------------|------------|------|--------|
| CUNNINGHAM FERTILIZER | | | | | |
| | | MEMPHIS, MO | | | |
| 3471 | 4.0-12.0-24.0 | 4.7 | 12.4 | 23.8 | 103.57 |
| #TOTALS - NO. SAMPLES | | 2 - SMPLS | MISBRANDED | 0 - | 103.39 |

| | | | | | |
|---------------------------|----------------|----------------|------------|-----|--------|
| DELTA GROWERS ASSOCIATION | | | | | |
| | | CHARLESTON, MO | | | |
| 2634 | 32.0- 0.0- 0.0 | 31.5 | 0.0 | 0.0 | 98.44 |
| 4418 | 32.0- 0.0- 0.0 | 32.1 | 0.0 | 0.0 | 100.31 |
| #TOTALS - NO. SAMPLES | | 2 - SMPLS | MISBRANDED | 0 - | 99.37 |

| | | | | | |
|----------------------------------|----------------|----------------|------------|-----|-------|
| DELTA GROWERS ASSOC-EAST PRAIRIE | | | | | |
| | | CHARLESTON, MO | | | |
| 4223 | 32.0- 0.0- 0.0 | 31.9 | 0.0 | 0.0 | 99.69 |
| #TOTALS - NO. SAMPLES | | 1 - SMPLS | MISBRANDED | 0 - | 99.69 |

| | | | | | |
|------------------------------|----------------|------------|------------|-----|--------|
| DUESTERHAUS FERTILIZER, INC. | | | | | |
| | | QUINCY, IL | | | |
| 4485 | 32.0- 0.0- 0.0 | 32.3 | 0.0 | 0.0 | 100.94 |
| #TOTALS - NO. SAMPLES | | 1 - SMPLS | MISBRANDED | 0 - | 100.94 |

| | | | | | |
|-----------------------|----------------|--------------------|------------|------|--------|
| FARMERS SUPPLY CO | | | | | |
| | | BURLINGTON JCT, MO | | | |
| 3700 | 5.0-10.0-20.0 | 5.4 | 10.4 | 19.2 | 101.60 |
| 3702 | 10.5-12.5-12.5 | 11.1 | 12.3 | 12.4 | 101.20 |
| #TOTALS - NO. SAMPLES | | 2 - SMPLS | MISBRANDED | 0 - | 101.38 |

| | | | | | |
|-----------------------|---------------|-------------|------------|------|--------|
| FERTILIZER SERVICE CO | | | | | |
| | | FAIRFAX, MO | | | |
| 3868** | 3.0-11.0-11.0 | 4.5 | 12.0 | 11.6 | 114.36 |
| #TOTALS - NO. SAMPLES | | 1 - SMPLS | MISBRANDED | 0 - | 114.36 |

| | | | | | |
|-----------------------|----------------|------------|------------|-----|--------|
| FLETCHER INDUSTRIES | | | | | |
| | | GIDEON, MO | | | |
| 4416 | 25.0- 8.0- 0.0 | 25.1 | 8.4 | 0.0 | 101.52 |
| #TOTALS - NO. SAMPLES | | 1 - SMPLS | MISBRANDED | 0 - | 101.52 |

| | | | | | |
|-------------------------------|----------------|---------------|------------|------|--------|
| GAGE'S FERTILIZER & GRAIN INC | | | | | |
| | | STANBERRY, MO | | | |
| 3713 | 10.0-10.0-10.0 | 10.2 | 10.7 | 10.0 | 103.60 |
| 3714 | 18.0- 2.0- 5.9 | 18.1 | 2.0 | 5.9 | 100.44 |
| #TOTALS - NO. SAMPLES | | 3 - SMPLS | MISBRANDED | 0 - | 102.22 |

LIQUID FERTILIZER

| MANUFACTURER | | % FOUND | | | % Relative Value |
|-------------------------------------|----------------|------------------|-------------------------------|--------|------------------|
| No. | Grade | Nitrogen | P ₂ O ₅ | Potash | |
| GARD CROP SERVICE | | PALMYRA, MO | | | |
| 3475 | 8.8-13.2-17.6 | 8.9 | 12.9 | 17.8 | 99.68 |
| #TOTALS - NO. SAMPLES | | 1 - SMPLS | MISBRANDED | 0 - | 99.68 |
| GILLIAM CHEMICAL & FERTILIZER | | GILLIAM, MO | | | |
| 3470 | 4.6-13.9-13.9 | 4.8 | 13.7 | 13.7 | 99.61 |
| 3472 | 4.6-13.9-13.9 | 5.3 | 14.9 | 13.1 | 105.11 |
| #TOTALS - NO. SAMPLES | | 2 - SMPLS | MISBRANDED | 0 - | 102.35 |
| GLASGOW MFA | | GLASGOW, MO | | | |
| 3485** | 4.0- 9.5- 9.5 | 4.0 | 9.0 | 9.2 | 96.44* |
| #TOTALS - NO. SAMPLES | | 1 - SMPLS | MISBRANDED | 1 - | 96.44 |
| GRANITE CITY TERMINAL LLC | | GRANITE CITY, IL | | | |
| 2148 | 32.0- 0.0- 0.0 | 31.4 | 0.0 | 0.0 | 98.13 |
| 2149 | 32.0- 0.0- 0.0 | 31.7 | 0.0 | 0.0 | 99.06 |
| 3252 | 32.0- 0.0- 0.0 | 31.4 | 0.0 | 0.0 | 98.13 |
| #TOTALS - NO. SAMPLES | | 4 - SMPLS | MISBRANDED | 0 - | 98.95 |
| HODGES FERTILIZER | | PERRY, MO | | | |
| 4412 | 4.5-16.2-22.7 | 5.0 | 16.2 | 22.5 | 101.25 |
| #TOTALS - NO. SAMPLES | | 2 - SMPLS | MISBRANDED | 0 - | 102.01 |
| HYDRO MERSCHMANN LLC (BRLNGTN RVR) | | WEST POINT, IA | | | |
| #TOTALS - NO. SAMPLES | | 1 - SMPLS | MISBRANDED | 0 - | 134.28 |
| HYDRO - MERSCHMANN LLC (FT MADISON) | | WEST POINT, IA | | | |
| 2138 | 2.0- 6.0-12.0 | 2.2 | 7.2 | 12.0 | 110.00 |
| 3476 | 10.6-36.0- 0.0 | 10.9 | 36.9 | 0.0 | 102.58 |
| #TOTALS - NO. SAMPLES | | 2 - SMPLS | MISBRANDED | 0 - | 104.29 |
| LANGE-STEGMANN COMPANY | | ST LOUIS, MO | | | |
| 3489 | 32.0- 0.0- 0.0 | 32.0 | 0.0 | 0.0 | 100.00 |
| #TOTALS - NO. SAMPLES | | 1 - SMPLS | MISBRANDED | 0 - | 100.00 |
| LITER FERTILIZER & CHEMICAL INC | | CENTER, MO | | | |
| 3467 | 2.5- 8.5-25.7 | 2.6 | 8.7 | 26.4 | 102.73 |
| 4545 | 4.2-14.4-20.0 | 4.5 | 15.2 | 21.0 | 105.59 |
| 2385 | 28.0- 0.0- 0.0 | 27.6 | 0.0 | 0.0 | 98.57 |
| #TOTALS - NO. SAMPLES | | 4 - SMPLS | MISBRANDED | 0 - | 103.19 |
| GABE LOGSDON & SON INC | | WAYLAND, MO | | | |
| #TOTALS - NO. SAMPLES | | 1 - SMPLS | MISBRANDED | 0 - | 102.14 |
| MFA AGRI SERVICES | | CARYTOWN, MO | | | |
| #TOTALS - NO. SAMPLES | | 1 - SMPLS | MISBRANDED | 0 - | 98.15 |
| MFA LIQUID PLANT - CENTRALIA | | CENTRALIA, MO | | | |
| 4340 | 1.6- 5.0- 7.7 | 1.9 | 5.4 | 8.0 | 108.13 |
| 3484 | 3.1- 9.4- 9.4 | 4.8 | 13.6 | 8.8 | 132.56 |
| #TOTALS - NO. SAMPLES | | 4 - SMPLS | MISBRANDED | 2 - | 100.78 |
| MFA AGRI SERVICES | | CHAFFEE, MO | | | |
| 3705** | 19.8- 3.0- 6.5 | 19.8 | 3.3 | 6.3 | 100.77 |
| #TOTALS - NO. SAMPLES | | 2 - SMPLS | MISBRANDED | 0 - | 100.62 |
| MFA AGRI SERVICES | | LEVASY, MO | | | |
| 2860 | 5.6-16.9-16.9 | 5.6 | 17.3 | 15.8 | 99.52 |
| 3227** | 6.6-14.7-11.7 | 7.0 | 14.6 | 10.6 | 99.08 |
| 3872 | 8.0-24.0- 0.0 | 7.8 | 24.0 | 0.0 | 99.38 |
| #TOTALS - NO. SAMPLES | | 6 - SMPLS | MISBRANDED | 1 - | 99.64 |
| MFA AGRI SERVICES | | MACON, MO | | | |
| 3880 | 18.1- 0.0- 0.0 | 25.2 | 0.0 | 0.0 | 139.23 |
| 3014 | 28.0- 0.0- 0.0 | 18.1* | 0.0 | 0.0 | 64.64* |
| #TOTALS - NO. SAMPLES | | 2 - SMPLS | MISBRANDED | 1 - | 93.92 |
| MFA AGRI SERVICES | | MEXICO, MO | | | |
| 3473 | 5.2-14.3-14.3 | 5.3 | 14.0 | 14.1 | 98.87 |
| 4341 | 8.0-24.0- 0.0 | 8.6 | 24.2 | 0.0 | 102.50 |
| #TOTALS - NO. SAMPLES | | 2 - SMPLS | MISBRANDED | 0 - | 100.85 |

| MANUFACTURER | | % FOUND | | | % Relative Value |
|------------------------------------|----------------|--------------------|-------------------------------|--------|------------------|
| No. | Grade | Nitrogen | P ₂ O ₅ | Potash | |
| MFA AGRI SERVICES | | NORBORNE, MO | | | |
| #TOTALS - NO. SAMPLES | | 1 - SMPLS | MISBRANDED | 0 - | 98.95 |
| MFA LIQUID TERMINAL | | CARUTERSVILLE, MO | | | |
| 4224 | 32.0- 0.0- 0.0 | 32.0 | 0.0 | 0.0 | 100.00 |
| #TOTALS - NO. SAMPLES | | 1 - SMPLS | MISBRANDED | 0 - | 100.00 |
| MFA PLANT FOODS (MACZUK WAREHOUSE) | | BRUNSWICK, MO | | | |
| 3241 | 10.0-30.0- 0.0 | 10.9 | 30.8 | 0.0 | 104.25 |
| 3242 | 10.0-34.0- 0.0 | 9.9 | 33.6 | 0.0 | 98.86 |
| 2865 | 28.0- 0.0- 0.0 | 26.8 | 0.0 | 0.0 | 95.71* |
| #TOTALS - NO. SAMPLES | | 3 - SMPLS | MISBRANDED | 1 - | 100.00 |
| MFA PLANT FOODS (MACZUK WAREHOUSE) | | CRAIG, MO | | | |
| 4088 | 32.0- 0.0- 0.0 | 31.5 | 0.0 | 0.0 | 98.44 |
| #TOTALS - NO. SAMPLES | | 1 - SMPLS | MISBRANDED | 0 - | 98.44 |
| MFA PLANT FOODS (MACZUK WAREHOUSE) | | NEW HAVEN, MO | | | |
| 4478 | 28.0- 0.0- 0.0 | 28.3 | 0.0 | 0.0 | 101.07 |
| 4479 | 28.0- 0.0- 0.0 | 27.5 | 0.0 | 0.0 | 98.21 |
| 4480 | 28.0- 0.0- 0.0 | 27.8 | 0.0 | 0.0 | 99.29 |
| 3882 | 32.0- 0.0- 0.0 | 31.6 | 0.0 | 0.0 | 98.75 |
| 4483 | 32.0- 0.0- 0.0 | 30.9 | 0.0 | 0.0 | 96.56* |
| #TOTALS - NO. SAMPLES | | 5 - SMPLS | MISBRANDED | 1 - | 98.71 |
| MFA PLANT FOODS | | COLUMBIA, MO | | | |
| 3986 | 28.0- 0.0- 0.0 | 29.4 | 0.0 | 0.0 | 105.00 |
| 3987 | 28.0- 0.0- 0.0 | 27.4 | 0.0 | 0.0 | 97.86 |
| 3988 | 28.0- 0.0- 0.0 | 28.2 | 0.0 | 0.0 | 100.71 |
| 4339 | 28.0- 0.0- 0.0 | 26.9 | 0.0 | 0.0 | 96.07* |
| 4481 | 28.0- 0.0- 0.0 | 27.8 | 0.0 | 0.0 | 99.29 |
| 3886 | 32.0- 0.0- 0.0 | 31.7 | 0.0 | 0.0 | 99.06 |
| 3989 | 32.0- 0.0- 0.0 | 31.9 | 0.0 | 0.0 | 99.69 |
| 3990 | 32.0- 0.0- 0.0 | 32.1 | 0.0 | 0.0 | 100.31 |
| 3991 | 32.0- 0.0- 0.0 | 32.2 | 0.0 | 0.0 | 100.63 |
| 3992 | 32.0- 0.0- 0.0 | 32.1 | 0.0 | 0.0 | 100.31 |
| 3993 | 32.0- 0.0- 0.0 | 32.0 | 0.0 | 0.0 | 100.00 |
| 3994 | 32.0- 0.0- 0.0 | 32.2 | 0.0 | 0.0 | 100.63 |
| 3995 | 32.0- 0.0- 0.0 | 32.2 | 0.0 | 0.0 | 100.63 |
| 3996 | 32.0- 0.0- 0.0 | 32.3 | 0.0 | 0.0 | 100.94 |
| 3997 | 32.0- 0.0- 0.0 | 32.0 | 0.0 | 0.0 | 100.00 |
| 4484 | 32.0- 0.0- 0.0 | 32.2 | 0.0 | 0.0 | 100.63 |
| #TOTALS - NO. SAMPLES | | 19 - SMPLS | MISBRANDED | 1 - | 100.23 |
| MFA PLANT FOODS | | CARUTERSVILLE, MO | | | |
| 4222 | 32.0- 0.0- 0.0 | 31.6 | 0.0 | 0.0 | 98.75 |
| #TOTALS - NO. SAMPLES | | 1 - SMPLS | MISBRANDED | 0 - | 98.75 |
| MID MO COOP ENVIRO AG SERVICES | | CONCORDIA, MO | | | |
| 3869 | 4.5-13.6-13.6 | 5.5 | 14.7 | 11.1* | 103.41 |
| #TOTALS - NO. SAMPLES | | 1 - SMPLS | MISBRANDED | 1 - | 103.41 |
| MID MISSOURI AGRI SERVICES | | CONCORDIA, MO | | | |
| 3469 | 3.9-11.7-13.6 | 3.5* | 10.2* | 11.5* | 86.83* |
| #TOTALS - NO. SAMPLES | | 1 - SMPLS | MISBRANDED | 1 - | 86.83 |
| MIDWEST AGRI-CHEMICO, INC | | CAPE GIRARDEAU, MO | | | |
| 3012 | 10.0-34.0- 0.0 | 11.0 | 31.4* | 0.0 | 96.36* |
| 2626 | 28.0- 0.0- 0.0 | 28.0 | 0.0 | 0.0 | 100.00 |
| 2633 | 32.0- 0.0- 0.0 | 31.7 | 0.0 | 0.0 | 99.06 |
| 3487 | 32.0- 0.0- 0.0 | 31.7 | 0.0 | 0.0 | 99.06 |
| 3490 | 32.0- 0.0- 0.0 | 32.9 | 0.0 | 0.0 | 102.81 |
| 3491 | 32.0- 0.0- 0.0 | 31.9 | 0.0 | 0.0 | 99.69 |
| 4547 | 32.0- 0.0- 0.0 | 31.7 | 0.0 | 0.0 | 99.06 |
| #TOTALS - NO. SAMPLES | | 8 - SMPLS | MISBRANDED | 1 - | 99.46 |
| MIDWEST FERTILIZER, INC | | PAOLA, KS | | | |
| 3248 | 28.0- 0.0- 0.0 | 28.0 | 0.0 | 0.0 | 100.00 |
| #TOTALS - NO. SAMPLES | | 1 - SMPLS | MISBRANDED | 0 - | 100.00 |
| MO VALLEY AGRI SERVICE | | ROCK PORT, MO | | | |
| 3710 | 3.0-10.0- 9.0 | 3.5 | 9.4 | 9.8 | 101.71 |
| #TOTALS - NO. SAMPLES | | 1 - SMPLS | MISBRANDED | 0 - | 101.71 |

LIQUID FERTILIZER

| MANUFACTURER | | % FOUND | | | % Relative Value |
|--|----------------|----------|-------------------------------|--------|------------------|
| No. | Grade | Nitrogen | P ₂ O ₅ | Potash | |
| MORGAN FERTILIZER, INC - CANTON WYACONDA, MO | | | | | |
| 3883 | 32.0- 0.0- 0.0 | 31.8 | 0.0 | 0.0 | 99.38 |
| #TOTALS - NO. SAMPLES 1 - SMPLS MISBRANDED 0 - 99.38 | | | | | |

| MORGAN FERTILIZER, INC | | WYACONDA, MO | | | % Relative Value |
|---|---------------|--------------|-------------------------------|--------|------------------|
| No. | Grade | Nitrogen | P ₂ O ₅ | Potash | |
| 3482 | 1.8- 5.5-11.0 | 2.2 | 6.2 | 10.0 | 104.69 |
| 3466 | 2.0- 6.0-32.0 | 2.1 | 5.8 | 31.8 | 99.17 |
| 3468 | 3.0- 9.0-17.9 | 3.0 | 8.8 | 18.6 | 100.72 |
| #TOTALS - NO. SAMPLES 5 - SMPLS MISBRANDED 0 - 100.94 | | | | | |

| NA-CHURS/ALPINE SOLUTIONS | | RED OAK, IA | | | % Relative Value |
|---|----------------|-------------|-------------------------------|--------|------------------|
| No. | Grade | Nitrogen | P ₂ O ₅ | Potash | |
| 4085 | 0.0- 0.0-30.0 | 0.0 | 0.0 | 30.5 | 101.67 |
| 4084** | 3.0-18.0-18.0 | 3.2 | 18.0 | 18.0 | 100.67 |
| 3244** | 9.0-18.0- 9.0 | 9.0 | 18.3 | 9.0 | 100.95 |
| 4086** | 20.0- 0.0- 0.0 | 19.8 | 0.0 | 0.0 | 99.00 |
| #TOTALS - NO. SAMPLES 4 - SMPLS MISBRANDED 0 - 100.56 | | | | | |

| NODAWAY FERTILIZER & GRAIN INC | | RAVENWOOD, MO | | | % Relative Value |
|---|----------------|---------------|-------------------------------|--------|------------------|
| No. | Grade | Nitrogen | P ₂ O ₅ | Potash | |
| 4083 | 12.5- 8.5- 8.5 | 13.9 | 8.9 | 8.3 | 106.73 |
| #TOTALS - NO. SAMPLES 1 - SMPLS MISBRANDED 0 - 106.73 | | | | | |

| OLD MILL GRAIN & SEED CO | | HARRISONVILLE, MO | | | % Relative Value |
|---|----------------|-------------------|-------------------------------|--------|------------------|
| No. | Grade | Nitrogen | P ₂ O ₅ | Potash | |
| 3701 | 10.0-30.0- 0.0 | 10.4 | 30.3 | 0.0 | 101.75 |
| 3708 | 21.0- 7.0- 7.0 | 20.0 | 6.9 | 9.3 | 100.16 |
| 3013** | 25.0- 0.0- 0.0 | 26.9 | 0.0 | 0.0 | 107.60 |
| #TOTALS - NO. SAMPLES 3 - SMPLS MISBRANDED 0 - 102.74 | | | | | |

| OLD MONROE ELEVATOR & SUPPLY CO | | OLD MONROE, MO | | | % Relative Value |
|--|-------|----------------|-------------------------------|--------|------------------|
| No. | Grade | Nitrogen | P ₂ O ₅ | Potash | |
| #TOTALS - NO. SAMPLES 1 - SMPLS MISBRANDED 1 - 90.47 | | | | | |

| ORRICK FARM SERVICE, INC | | ORRICK, MO | | | % Relative Value |
|--|----------------|------------|-------------------------------|--------|------------------|
| No. | Grade | Nitrogen | P ₂ O ₅ | Potash | |
| 3711** | 4.5-10.4-11.6 | 4.8 | 10.9 | 10.9 | 102.17 |
| 2864 | 25.0- 0.0- 0.0 | 23.7 | 0.0 | 0.0 | 94.80* |
| #TOTALS - NO. SAMPLES 2 - SMPLS MISBRANDED 1 - 98.14 | | | | | |

| PREMIUM STANDARD FARMS | | PRINCETON, MO | | | % Relative Value |
|--|---------------|---------------|-------------------------------|--------|------------------|
| No. | Grade | Nitrogen | P ₂ O ₅ | Potash | |
| 4342 | 0.3- 1.6- 0.1 | 0.4 | 1.2* | 0.2 | 87.18* |
| #TOTALS - NO. SAMPLES 1 - SMPLS MISBRANDED 1 - 87.18 | | | | | |

| PRODUCE EXCHANGE | | GOLDEN CITY, MO | | | % Relative Value |
|--|----------------|-----------------|-------------------------------|--------|------------------|
| No. | Grade | Nitrogen | P ₂ O ₅ | Potash | |
| 2145 | 28.0- 0.0- 0.0 | 27.8 | 0.0 | 0.0 | 99.29 |
| #TOTALS - NO. SAMPLES 1 - SMPLS MISBRANDED 0 - 99.29 | | | | | |

| RICE'S FEED SERVICE, INC | | GOLDEN CITY, MO | | | % Relative Value |
|--|----------------|-----------------|-------------------------------|--------|------------------|
| No. | Grade | Nitrogen | P ₂ O ₅ | Potash | |
| 3481 | 20.7- 7.5-10.5 | 19.6 | 6.9 | 10.1 | 94.32* |
| #TOTALS - NO. SAMPLES 1 - SMPLS MISBRANDED 1 - 94.32 | | | | | |

| RICKETTS FARM SERVICE INC | | SALISBURY, MO | | | % Relative Value |
|--|----------------|---------------|-------------------------------|--------|------------------|
| No. | Grade | Nitrogen | P ₂ O ₅ | Potash | |
| 2858 | 3.0- 9.0-27.0 | 3.2 | 9.1 | 27.5 | 102.16 |
| 3474** | 6.4-15.1-15.1 | 6.7 | 14.1 | 15.4 | 98.11 |
| 2380 | 10.0-30.0- 0.0 | 11.1 | 29.1 | 0.0 | 100.50 |
| #TOTALS - NO. SAMPLES 10 - SMPLS MISBRANDED 0 - 100.26 | | | | | |

| RIVER BEND AG LLC | | NEW MADRID, MO | | | % Relative Value |
|--|----------------|----------------|-------------------------------|--------|------------------|
| No. | Grade | Nitrogen | P ₂ O ₅ | Potash | |
| 2627** | 28.0- 0.0- 0.0 | 28.0 | 0.0 | 0.0 | 100.00 |
| 3716 | 32.0- 0.0- 0.0 | 32.0 | 0.0 | 0.0 | 100.00 |
| 3717 | 32.0- 0.0- 0.0 | 31.9 | 0.0 | 0.0 | 99.69 |
| 3885 | 32.0- 0.0- 0.0 | 31.7 | 0.0 | 0.0 | 99.06 |
| 4217 | 32.0- 0.0- 0.0 | 31.9 | 0.0 | 0.0 | 99.69 |
| #TOTALS - NO. SAMPLES 5 - SMPLS MISBRANDED 0 - 99.67 | | | | | |

| RIVER VALLEY AG | | HOPKINS, MO | | | % Relative Value |
|--|----------------|-------------|-------------------------------|--------|------------------|
| No. | Grade | Nitrogen | P ₂ O ₅ | Potash | |
| 3985 | 19.6- 3.9- 7.8 | 19.7 | 3.0* | 5.1* | 92.15* |
| #TOTALS - NO. SAMPLES 1 - SMPLS MISBRANDED 1 - 92.15 | | | | | |

| ROOTS INC | | INDEPENDENCE, MO | | | % Relative Value |
|---|---------------|------------------|-------------------------------|--------|------------------|
| No. | Grade | Nitrogen | P ₂ O ₅ | Potash | |
| 2383** | 0.0- 3.0- 5.0 | 0.0 | 3.5 | 5.4 | 112.73 |
| 2382** | 0.0- 5.0- 8.0 | 0.0 | 5.2 | 8.0 | 102.22 |
| 2381** | 2.0- 2.0- 0.0 | 2.4 | 3.3 | 0.0 | 142.50 |
| #TOTALS - NO. SAMPLES 3 - SMPLS MISBRANDED 0 - 114.05 | | | | | |

| ROYSTER-CLARK, INC. | | COLLINSVILLE, IL | | | % Relative Value |
|---------------------|----------------|------------------|-------------------------------|--------|------------------|
| No. | Grade | Nitrogen | P ₂ O ₅ | Potash | |
| 2143 | 10.0-34.0- 0.0 | 10.7 | 32.7 | 0.0 | 98.64 |

| MANUFACTURER | | % FOUND | | | % Relative Value |
|--|----------------|----------|-------------------------------|--------|------------------|
| No. | Grade | Nitrogen | P ₂ O ₅ | Potash | |
| ROYSTER-CLARK, INC. COLLINSVILLE, IL | | | | | |
| 2147 | 28.0- 0.0- 0.0 | 27.9 | 0.0 | 0.0 | 99.64 |
| #TOTALS - NO. SAMPLES 2 - SMPLS MISBRANDED 0 - 99.02 | | | | | |

| ROYSTER-CLARK, INC | | NEW FRANKLIN, MO | | | % Relative Value |
|--|----------------|------------------|-------------------------------|--------|------------------|
| No. | Grade | Nitrogen | P ₂ O ₅ | Potash | |
| 1640 | 32.0- 0.0- 0.0 | 31.6 | 0.0 | 0.0 | 98.75 |
| 2631 | 32.0- 0.0- 0.0 | 31.6 | 0.0 | 0.0 | 98.75 |
| 2632 | 32.0- 0.0- 0.0 | 31.7 | 0.0 | 0.0 | 99.06 |
| 4218 | 32.0- 0.0- 0.0 | 32.0 | 0.0 | 0.0 | 100.00 |
| #TOTALS - NO. SAMPLES 4 - SMPLS MISBRANDED 0 - 99.14 | | | | | |

| SCHAFFER FERTILIZER, INC | | MARTINSBURG, MO | | | % Relative Value |
|--|---------------|-----------------|-------------------------------|--------|------------------|
| No. | Grade | Nitrogen | P ₂ O ₅ | Potash | |
| 3699 | 5.0-15.0-10.7 | 5.4 | 13.7 | 11.0 | 97.04 |
| #TOTALS - NO. SAMPLES 1 - SMPLS MISBRANDED 0 - 97.04 | | | | | |

| SDS COMPANY | | OMAHA, NE | | | % Relative Value |
|--|-------|-----------|-------------------------------|--------|------------------|
| No. | Grade | Nitrogen | P ₂ O ₅ | Potash | |
| #TOTALS - NO. SAMPLES 1 - SMPLS MISBRANDED 1 - 83.18 | | | | | |

| SERVICE AND SUPPLY COOPERATIVE, INC | | BELLFLOWER, MO | | | % Relative Value |
|---|----------------|----------------|-------------------------------|--------|------------------|
| No. | Grade | Nitrogen | P ₂ O ₅ | Potash | |
| 3706 | 20.0- 8.2- 8.2 | 19.3 | 8.2 | 8.2 | 97.83 |
| #TOTALS - NO. SAMPLES 2 - SMPLS MISBRANDED 0 - 101.92 | | | | | |

| SERVICE AND SUPPLY COOPERATIVE, INC | | VANDALIA, MO | | | % Relative Value |
|---|----------------|--------------|-------------------------------|--------|------------------|
| No. | Grade | Nitrogen | P ₂ O ₅ | Potash | |
| 3480 | 19.9- 6.7- 6.7 | 20.4 | 6.8 | 6.7 | 102.00 |
| #TOTALS - NO. SAMPLES 1 - SMPLS MISBRANDED 0 - 102.00 | | | | | |

| ST JOSEPH AGRI SERVICES, INC | | ST JOSEPH, MO | | | % Relative Value |
|--|----------------|---------------|-------------------------------|--------|------------------|
| No. | Grade | Nitrogen | P ₂ O ₅ | Potash | |
| 3873 | 6.0-12.0-14.0 | 6.0 | 11.0 | 14.0 | 96.00* |
| 3874 | 18.5- 7.5- 7.5 | 18.4 | 6.8 | 7.3 | 96.97* |
| #TOTALS - NO. SAMPLES 2 - SMPLS MISBRANDED 2 - 96.52 | | | | | |

| SUNFLOWER SERVICE INC | | HERINGTON, KS | | | % Relative Value |
|--|----------------|---------------|-------------------------------|--------|------------------|
| No. | Grade | Nitrogen | P ₂ O ₅ | Potash | |
| 2624** | 15.0- 3.0- 6.0 | 6.0* | 3.2 | 6.8 | 60.00* |
| #TOTALS - NO. SAMPLES 1 - SMPLS MISBRANDED 1 - 60.00 | | | | | |

| TERRA NITROGEN CORP | | SIOUX CITY, IA | | | % Relative Value |
|---|----------------|----------------|-------------------------------|--------|------------------|
| No. | Grade | Nitrogen | P ₂ O ₅ | Potash | |
| 2866 | 32.0- 0.0- 0.0 | 31.3 | 0.0 | 0.0 | 97.81 |
| 3718 | 32.0- 0.0- 0.0 | 32.1 | 0.0 | 0.0 | 100.31 |
| #TOTALS - NO. SAMPLES 5 - SMPLS MISBRANDED 0 - 100.00 | | | | | |

| UAP FERTILIZER | | ST JOSEPH, MO | | | % Relative Value |
|---|-------|---------------|-------------------------------|--------|------------------|
| No. | Grade | Nitrogen | P ₂ O ₅ | Potash | |
| #TOTALS - NO. SAMPLES 1 - SMPLS MISBRANDED 0 - 100.00 | | | | | |

| UAP MID SOUTH | | PORTAGEVILLE, MO | | | % Relative Value |
|--|----------------|------------------|-------------------------------|--------|------------------|
| No. | Grade | Nitrogen | P ₂ O ₅ | Potash | |
| 4219 | 32.0- 0.0- 0.0 | 31.7 | 0.0 | 0.0 | 99.06 |
| #TOTALS - NO. SAMPLES 1 - SMPLS MISBRANDED 0 - 99.06 | | | | | |

| UAP/MIDSOUTH | | SIKESTON, MO | | | % Relative Value |
|--|----------------|--------------|-------------------------------|--------|------------------|
| No. | Grade | Nitrogen | P ₂ O ₅ | Potash | |
| 4220 | 32.0- 0.0- 0.0 | 31.9 | 0.0 | 0.0 | 99.69 |
| #TOTALS - NO. SAMPLES 1 - SMPLS MISBRANDED 0 - 99.69 | | | | | |

| VEHIGE ENTERPRISES, INC | | FORISTELL, MO | | | % Relative Value |
|---|----------------|---------------|-------------------------------|--------|------------------|
| No. | Grade | Nitrogen | P ₂ O ₅ | Potash | |
| 3251 | 30.0- 0.0- 0.0 | 31.3 | 0.0 | 0.0 | 104.33 |
| #TOTALS - NO. SAMPLES 2 - SMPLS MISBRANDED 0 - 102.35 | | | | | |

| WEST CENTRAL AGRISERVICES, LLC | | HOLDEN, MO | | | % Relative Value |
|---|----------------|------------|-------------------------------|--------|------------------|
| No. | Grade | Nitrogen | P ₂ O ₅ | Potash | |
| 4417 | 30.0- 0.0- 0.0 | 30.5 | 0.0 | 0.0 | 101.67 |
| #TOTALS - NO. SAMPLES 1 - SMPLS MISBRANDED 0 - 101.67 | | | | | |

| YIELD-PLUS, INC | | CAPE GIRARDEAU, MO | | | % Relative Value |
|--|----------------|--------------------|-------------------------------|--------|------------------|
| No. | Grade | Nitrogen | P ₂ O ₅ | Potash | |
| 4343 | 2.0-18.0-18.0 | 3.2 | 18.0 | 18.1 | 104.31 |
| 2862 | 3.0-18.0-18.0 | 3.2 | 18.4 | 18.1 | 102.17 |
| 3243 | 3.0-18.0-18.0 | 3.7 | 18.3 | 17.6 | 102.67 |
| 4413 | 3.0-18.0-18.0 | 3.3 | 18.5 | 18.1 | 102.83 |
| 2623 | 5.0-15.0-15.0 | 4.5 | 16.0 | 16.3 | 104.18 |
| 4414 | 5.0-15.0-15.0 | 5.5 | 16.1 | 14.8 | 105.45 |
| 3246 | 10.0-13.0-13.0 | 9.9 | 13.4 | 13.5 | 101.86 |
| 4415 | 10.0-20.0-10.0 | 10.4 | 20.1 | 9.8 | 101.14 |
| #TOTALS - NO. SAMPLES 11 - SMPLS MISBRANDED 0 - 102.20 | | | | | |

| YOCUM FERTILIZER, INC | | FAIRFAX, MO | | | % Relative Value |
|---|----------------|-------------|-------------------------------|--------|------------------|
| No. | Grade | Nitrogen | P ₂ O ₅ | Potash | |
| 3878** | 18.0- 3.5- 6.0 | 18.4 | 3.6 | 5.0* | 100.00 |
| #TOTALS - NO. SAMPLES 2 - SMPLS MISBRANDED 1 - 106.02 | | | | | |

LIQUID FERTILIZER

| MANUFACTURER | | % FOUND | | | % Relative Value |
|--------------|-------|----------|-------------------------------|--------|------------------|
| No. | Grade | Nitrogen | P ₂ O ₅ | Potash | |

| | | | | | |
|-----------------------|----------------|----------------|--------------------|-----|------------|
| YOCUM SERVICE, INC | | MOUND CITY, MO | | | |
| 3704** | 16.5- 7.0- 7.0 | 17.0 | 7.2 | 7.4 | 103.33 |
| 2146 | 28.0- 0.0- 0.0 | 27.8 | 0.0 | 0.0 | 99.29 |
| #TOTALS - NO. SAMPLES | | 6 | - SMPLS MISBRANDED | | 0 - 100.46 |

| | | | | | |
|-------------------------|----------------|-----------------|--------------------|------|------------|
| YOUNG'S AG SERVICE, INC | | KEYTESVILLE, MO | | | |
| 2859** | 5.0-13.0-13.0 | 5.5 | 13.8 | 12.7 | 104.69 |
| 2861** | 5.0-13.0-13.0 | 5.9 | 14.7 | 9.1* | 102.65 |
| 2378** | 13.0- 8.0-10.0 | 13.3 | 9.5 | 10.8 | 108.46 |
| 3479 | 18.9- 7.0- 9.0 | 18.2 | 7.1 | 9.7 | 99.18 |
| 2384** | 21.5- 0.0- 0.0 | 21.7 | 0.0 | 0.0 | 100.93 |
| #TOTALS - NO. SAMPLES | | 5 | - SMPLS MISBRANDED | | 1 - 103.11 |

* Subject to penalty (either 10% or two units deficient from guarantee in nutrient indicated, or 3% deficient in total value).

** Sample analyzed for guaranteed secondary or micronutrients, the results are tabulated beginning page 36.

Totals from July 1, 2001.

| MANUFACTURER | | % FOUND | | | % Relative Value |
|--------------|-------|----------|-------------------------------|--------|------------------|
| No. | Grade | Nitrogen | P ₂ O ₅ | Potash | |

SECONDARY AND MICRONUTRIENTS IN FERTILIZER

| Lab No. 02S# | Grade | % Ca | | % Mg | | % S | | % B | | % Cl | | % Cu | | % Fe | | % Mn | | % Zn | |
|---|----------------|------|------|------|------|------|------|------|------|------|------|------|------|------|------|------|------|------|-----------|
| | | G | F | G | F | G | F | G | F | G | F | G | F | G | F | G | F | G | F |
| A & L AG SERIVCE, SEDALIA, MO | | | | | | | | | | | | | | | | | | | |
| 02-3400 | 17.5-10.5-15.5 | | | | | 4.5 | 5.9 | | | | | | | | | | | | |
| ADAMS FERTILIZER INC., SENATH, MO | | | | | | | | | | | | | | | | | | | |
| 02-2687 | 8.5-14.5-25.5 | | | | | 3.0 | 4.2 | | | | | | | | | | | | |
| AG COOP SERVICES INC., BOONVILLE, MO | | | | | | | | | | | | | | | | | | | |
| 02-3833 | 21.6-9.2-15.4 | | | | | 1.5 | 2.6 | | | | | | | | | | | | |
| 02-3834 | 21.6-9.2-15.4 | | | | | 1.5 | 2.2 | | | | | | | | | | | | |
| AG COOP SERVICES INC., SEDALIA, MO | | | | | | | | | | | | | | | | | | | |
| 02-3908 | 5.4-25.8-25.8 | | | | | 7.7 | 9.8 | | | | | | | | | | | | |
| 02-3896 | 25.7-14.0-14.0 | | | | | 2.6 | 3.6 | | | | | | | | | | | | |
| 02-4572 | 4.0-19.0-33.5 | | | | | 4.5 | 5.7 | .50 | .59 | | | | | | | | | | |
| AG DISTRIBUTORS, KENNETT, MO | | | | | | | | | | | | | | | | | | | |
| 02-3881 | 28.0-0.0-0.0 | | | | | 4.0 | 3.8 | | | | | | | | | | | | |
| AG DISTRIBUTORS, MALDEN, MO | | | | | | | | | | | | | | | | | | | |
| 02-3903 | 8.9-8.9-37.2 | | | | | 2.9 | 3.4 | | | | | | | | | | | | |
| 02-4216 | 29.0-0.0-0.0 | | | | | 3.6 | 3.3 | | | | | | | | | | | | |
| AG DISTRIBUTORS, PORTAGEVILLE, MO | | | | | | | | | | | | | | | | | | | |
| 02-3772 | 7.0-10.8-35.8 | | | | | 3.6 | 4.8 | .25 | .28 | | | | | | | | | | |
| AGRI-GRO MARKETING, INC., DONIPHAN, MO | | | | | | | | | | | | | | | | | | | |
| 02-2635 | 0.0-0.0-0.0 | 10.0 | 10.1 | | | | | | | | | | | | | | | | |
| AGRISERVICES OF BRUNSWICK, LLC. EAST, BRUNSWICK, MO | | | | | | | | | | | | | | | | | | | |
| 02-2652 | 28.6-5.7-11.4 | | | | | 3.4 | 4.5 | | | | | | | | | | | | 1.1 1.6 |
| 02-3055 | 21.1-12.7-16.9 | | | | | 4.2 | 4.6 | | | | | | | | | | | | |
| AGRISERVICES OF BRUNSWICK, LLC. WEST, BRUNSWICK, MO | | | | | | | | | | | | | | | | | | | |
| 02-1775 | 21.0-0.0-0.0 | | | | | 24.0 | 24.3 | | | | | | | | | | | | |
| 02-3008 | 21.0-0.0-0.0 | | | | | 24.0 | 24.4 | | | | | | | | | | | | |
| 02-3231 | 20.0-7.3-4.9 | | | | | 1.8 | 2.1 | | | | | | | | | | | | |
| 02-3232 | 20.0-7.3-4.9 | | | | | 1.8 | 1.9 | | | | | | | | | | | | |
| 02-3234 | 20.7-7.3-4.9 | | | | | 1.8 | 2.1 | | | | | | | | | | | | |
| 02-3982 | 20.2-7.6-6.3 | | | | | 1.9 | 2.2 | | | | | | | | | | | | |
| 02-3983 | 20.2-7.6-6.3 | | | | | 1.9 | 2.2 | | | | | | | | | | | | |
| 02-3984 | 20.2-7.6-6.3 | | | | | 1.9 | 2.2 | | | | | | | | | | | | |
| 02-4166 | 21.0-0.0-0.0 | | | | | 24.0 | 22.8 | | | | | | | | | | | | |
| AGRILIANCE, LLC., KANSAS CITY, MO | | | | | | | | | | | | | | | | | | | |
| 02-2144 | 12.0-0.0-0.0 | | | | | 26.0 | 25.5 | | | | | | | | | | | | |
| 02-2418 | 13.0-13.0-13.0 | | | | | 12.0 | 12.7 | | | | | | | | | | | | |
| 02-3904 | 13.0-13.0-13.0 | | | | | 12.0 | 12.4 | | | | | | | | | | | | |
| 02-4167 | 21.0-0.0-0.0 | | | | | 24.0 | 24.3 | | | | | | | | | | | | |
| AGRILIANCE, LLC., ST. PAUL, MN | | | | | | | | | | | | | | | | | | | |
| 02-4312 | 0.0-0.0-0.0 | | | | | 90.0 | 95.4 | | | | | | | | | | | | |
| 02-4313 | 0.0-0.0-0.0 | | | | | 17.5 | 18.6 | | | | | | | | | | | | 31.0 31.1 |
| 02-4314 | 0.0-0.0-0.0 | | | | | | | 15.0 | 15.0 | | | | | | | | | | |
| AGRO DISTRIBUTION, LLC., SIKESTON, MO | | | | | | | | | | | | | | | | | | | |
| 02-2674 | 15.5-7.5-31.0 | | | | | | | 1.0 | .49* | | | | | | | | | | |
| ALLDREDGE FEED & SEED INC., STANBERRY, MO | | | | | | | | | | | | | | | | | | | |
| 02-2847 | 6.5-13.0-39.0 | | | | | | | .03 | .42 | | | | | | | | | | |

* Deficient in the constituent indicated. The Missouri Fertilizer Law does not authorize assessment of penalty for deficiencies in additional plant nutrients.

SECONDARY AND MICRONUTRIENTS IN FERTILIZER

| Lab No. 02S# | Grade | % Ca | | % Mg | | % S | | % B | | % Cl | | % Cu | | % Fe | | % Mn | | % Zn | |
|---|----------------|------|------|------|------|------|------|------|------|------|------|------|------|------|------|------|------|------|------|
| | | G | F | G | F | G | F | G | F | G | F | G | F | G | F | G | F | G | F |
| AMERICAN PLANT FOOD COMPANY, BRIDGETON, MO | | | | | | | | | | | | | | | | | | | |
| 02-2177 | 15.0-30.0-15.0 | | | | | | | .02 | .02 | | | .07 | .08 | .15 | .14 | .05 | .05 | .06 | .05 |
| 02-3062 | 15.0-30.0-15.0 | | | | | | | .02 | .02 | | | .07 | .07 | .15 | .13 | .05 | .05 | .06 | .04 |
| 02-4551 | 15.0-30.0-15.0 | | | | | | | .02 | .01 | | | .07 | .07 | .15 | .13 | .05 | .04 | .06 | .05 |
| AMERICAN PLANT FOOD CORPORATION, GALENA PARK, TX | | | | | | | | | | | | | | | | | | | |
| 02-2375 | 21.0-0.0-0.0 | | | | | 24.0 | 24.7 | | | | | | | | | | | | |
| ARRINGTON AG SERVICE, NEELYVILLE, MO | | | | | | | | | | | | | | | | | | | |
| 02-3940 | 0.0-0.0-56.0 | | | | | | | | | | | | | | | | | 1.0 | 2.2 |
| ASC MINERAL PROCESSING, ALLERTON, IL | | | | | | | | | | | | | | | | | | | |
| 02-4169 | 0.0-0.0-0.0 | 37.0 | 36.4 | .50 | .29 | | | | | | | | | | | | | | |
| 02-4213 | 0.0-0.0-0.0 | 37.0 | 36.3 | .50 | .36 | | | | | | | | | | | | | | |
| B & B COTTON CO., CAMPBELL, MO | | | | | | | | | | | | | | | | | | | |
| 02-3543 | 8.0-10.0-33.0 | | | | | 5.0 | 5.8 | | | | | | | | | | | | |
| BARTLETT & COMPANY, HIGGINSVILLE, MO | | | | | | | | | | | | | | | | | | | |
| 02-2664 | 24.9-12.4-12.4 | | | | | 4.1 | 4.4 | | | | | | | | | | | | |
| 02-2665 | 24.9-12.4-12.4 | | | | | 4.1 | 4.6 | | | | | | | | | | | | |
| BARTLETT & COMPANY, WAVERLY, MO | | | | | | | | | | | | | | | | | | | |
| 02-2625 | 17.5-0.0-0.0 | | | | | 2.9 | 3.2 | | | | | | | | | | | | |
| 02-2629 | 29.0-0.0-0.0 | | | | | 3.0 | 3.2 | | | | | | | | | | | | |
| 02-2630 | 29.0-0.0-0.0 | | | | | 3.0 | 3.3 | | | | | | | | | | | | |
| 02-3229 | 15.9-8.2-8.2 | | | | | 1.6 | 2.9 | | | | | | | | | | | .27 | .30 |
| 02-3233 | 20.3-3.5-8.1 | | | | | 2.0 | 2.6 | | | | | | | | | | | .37 | .40 |
| 02-3235 | 25.2-6.7-0.0 | | | | | 2.2 | 2.8 | | | | | | | | | | | | |
| 02-3249 | 29.0-0.0-0.0 | | | | | 3.0 | 3.0 | | | | | | | | | | | | |
| 02-3250 | 29.0-0.0-0.0 | | | | | 3.0 | 2.9 | | | | | | | | | | | | |
| 02-3486 | 29.0-0.0-0.0 | | | | | 3.0 | 3.2 | | | | | | | | | | | | |
| BERNIE FARMERS FERTILIZER, BERNIE, MO | | | | | | | | | | | | | | | | | | | |
| 02-3526 | 15.8-18.9-18.9 | | | | | 3.0 | 4.9 | | | | | | | | | | | | |
| BROWN'S AGRI SERVICE INC., ROCK PORT, MO | | | | | | | | | | | | | | | | | | | |
| 02-3310 | 8.7-23.0-22.1 | | | | | 4.7 | 4.9 | | | | | | | | | | | .66 | .06* |
| 02-3876 | 4.0-8.0-8.0 | | | | | 2.5 | 3.0 | | | | | | | | | | | | |
| CALCIUM PRODUCTS INC., GILMORE CITY, IA | | | | | | | | | | | | | | | | | | | |
| 02-2846 | 0.0-0.0-0.0 | 21.0 | 21.3 | | | 17.0 | 17.7 | | | | | | | | | | | | |
| CARGILL FERTILIZER INC., RIVERVIEW, FL | | | | | | | | | | | | | | | | | | | |
| 02-2758 | 0.0-0.0-50.0 | | | | | 17.0 | 18.2 | | | | | | | | | | | | |
| 02-2844 | 21.0-0.0-0.0 | | | | | 24.0 | 24.3 | | | | | | | | | | | | |
| CENTRAL MISSOURI AGRISERVICE LLC., BLACKBURN, MO | | | | | | | | | | | | | | | | | | | |
| 02-2696 | 3.0-16.0-38.0 | | | | | 5.5 | 6.1 | | | | | | | | | | | | |
| 02-3228 | 14.3-7.6-5.7 | | | | | 0.9 | 1.7 | | | | | | | | | | | .20 | .03* |
| 02-3239 | 4.7-11.6-11.6 | | | | | 1.9 | 2.3 | | | | | | | | | | | | |
| 02-3240 | 14.3-7.6-5.7 | | | | | 0.9 | 1.8 | | | | | | | | | | | .10 | .02* |
| 02-3313 | 6.1-28.6-22.9 | | | | | 5.7 | 7.0 | | | | | | | | | | | .80 | .93 |
| 02-3870 | 4.5-9.5-13.3 | | | | | 2.8 | 3.2 | | | | | | | | | | | .50 | .07* |
| 02-3871 | 4.5-9.5-13.3 | | | | | 2.8 | 3.1 | | | | | | | | | | | .50 | .08* |
| CENTRAL MISSOURI AGRISERVICE LLC., MARSHALL, MO | | | | | | | | | | | | | | | | | | | |
| 02-2042 | 8.0-20.5-30.5 | | | | | 5.0 | 6.6 | | | | | | | | | | | | |
| 02-2043 | 8.0-20.5-30.5 | | | | | 5.0 | 6.1 | | | | | | | | | | | | |
| 02-2688 | 6.9-17.6-34.9 | | | | | 4.6 | 5.1 | | | | | | | | | | | | |
| 02-3301 | 11.3-28.8-19.2 | | | | | 2.9 | 5.3 | | | | | | | | | | | .90 | 1.2 |

* Deficient in the constituent indicated. The Missouri Fertilizer Law does not authorize assessment of penalty for deficiencies in additional plant nutrients.

SECONDARY AND MICRONUTRIENTS IN FERTILIZER

| Lab No. 02S# | Grade | % Ca | | % Mg | | %S | | % B | | % Cl | | % Cu | | % Fe | | % Mn | | % Zn | | |
|---|----------------|------|------|------|------|------|------|------|------|------|------|------|------|------|------|------|------|------|------|------|
| | | G | F | G | F | G | F | G | F | G | F | G | F | G | F | G | F | G | F | |
| CENTRAL MISSOURI AGRISERVICE LLC., MARSHALL, MO | | | | | | | | | | | | | | | | | | | | |
| 02-3300 | 11.3-28.8-19.2 | | | | | 2.9 | 4.7 | | | | | | | | | | | | .90 | 1.3 |
| 02-3311 | 8.5-21.7-29.0 | | | | | 4.3 | 7.7 | | | | | | | | | | | | .10 | .61 |
| 02-3478 | 12.9-7.7-7.8 | | | | | 1.1 | 1.5 | | | | | | | | | | | | | |
| CENTRAL MISSOURI AGRISERVICE LLC., SLATER, MO | | | | | | | | | | | | | | | | | | | | |
| 02-3610 | 0.0-20.0-30.0 | | | | | 4.0 | 5.5 | .20 | .12* | | | | | | | | | | .80 | .35* |
| CO-OP SERVICE CENTER, WHITEWATER, MO | | | | | | | | | | | | | | | | | | | | |
| 02-2792 | 20.0-8.0-11.0 | | | | | 4.0 | 6.0 | | | | | | | | | | | | | |
| CRAIG SUPPLY, CRAIG, MO | | | | | | | | | | | | | | | | | | | | |
| 02-2910 | 6.0-28.0-23.0 | | | | | 4.5 | 6.0 | | | | | | | | | | | | | |
| 02-2997 | 28.0-11.0-0.0 | | | | | 0.5 | 1.3 | | | | | | | | | | | | | |
| 02-3818 | 19.0-13.0-13.0 | | | | | 2.5 | 2.8 | | | | | | | | | | | | | |
| DEBRUCE FERTILIZER, KANSAS CITY, MO | | | | | | | | | | | | | | | | | | | | |
| 02-3867 | 20.0-0.0-0.0 | | | | | 24.0 | 24.6 | | | | | | | | | | | | | |
| DELTA GROWERS ASSOCIATION, CHARLESTON, MO | | | | | | | | | | | | | | | | | | | | |
| 02-2310 | 0.0-0.0-31.0 | | | 2.0 | 3.3 | 10.0 | 10.0 | | | | | | | | | | | | | |
| DELTA GROWERS ASSOCIATION, EAST PRAIRIE, CHARLESTON, MO | | | | | | | | | | | | | | | | | | | | |
| 02-2692 | 4.9-15.4-17.9 | | | 3.5 | 4.3 | 8.0 | 9.9 | | | | | | | | | | | | | |
| DELTA GROWERS ASSOCIATION, KEWANEE, MO | | | | | | | | | | | | | | | | | | | | |
| 02-2034 | 40.0-0.0-0.0 | | | | | 7.0 | 6.6 | | | | | | | | | | | | | |
| DELTA GROWERS ASSOCIATION, MATTHEWS, MO | | | | | | | | | | | | | | | | | | | | |
| 02-3902 | 12.0-12.0-28.0 | | | | | 3.0 | 4.0 | | | | | | | | | | | | | |
| DELTA SUPPLY INC., DELTA, MO | | | | | | | | | | | | | | | | | | | | |
| 02-3760 | 16.0-41.0-0.0 | | | | | 9.0 | 11.6 | | | | | | | | | | | | | |
| DREXEL ELEVATOR, DREXEL, MO | | | | | | | | | | | | | | | | | | | | |
| 02-3059 | 11.6-29.6-19.3 | | | | | 3.2 | 4.3 | | | | | | | | | | | | | |
| DUNCAN AGRI SERVICE INC., SAVANNAH, MO | | | | | | | | | | | | | | | | | | | | |
| 02-3360 | 0.0-13.0-41.0 | | | | | | | .15 | .12 | | | | | | | | | | | |
| EL DORADO CHEMICAL, KENNETT, MO | | | | | | | | | | | | | | | | | | | | |
| 02-2685 | 10.0-11.0-23.0 | | | | | 7.0 | 7.9 | | | | | | | | | | | | | |
| FARMERS PRODUCE EXCHANGE, LEBANON, MO | | | | | | | | | | | | | | | | | | | | |
| 02-3820 | 19.5-6.5-19.4 | | | .61 | .96 | 1.2 | 1.7 | | | | | | | | | | | | | |
| FERTILIZER SERVICE CO., FAIRFAX, MO | | | | | | | | | | | | | | | | | | | | |
| 02-3868 | 3.0-11.0-11.0 | | | | | | | | | | | | | | | | | | .09 | .06* |
| FREE FLOW FERTILIZER, MAUMEE, OH | | | | | | | | | | | | | | | | | | | | |
| 02-1853 | 28.0-3.0-3.0 | | | | | 3.6 | 4.4 | | | | | | | | | | | | | |
| 02-2253 | 32.0-4.0-8.0 | | | | | 2.6 | 3.8 | | | | | .10 | .14 | 2.0 | 2.8 | .10 | .34 | .10 | .27 | |
| 02-2283 | 24.0-4.0-14.0 | | | | | 1.5 | 2.0 | | | | | | | 1.0 | 1.2 | | | | | |
| 02-2493 | 29.0-3.0-4.0 | | | | | 3.8 | 4.4 | | | | | | | 2.0 | 2.4 | | | | | |
| 02-2497 | 28.0-3.0-3.0 | | | | | 3.6 | 4.4 | | | | | | | | | | | | | |
| 02-2498 | 28.0-3.0-3.0 | | | | | 3.6 | 4.5 | | | | | | | | | | | | | |
| 02-2731 | 30.0-3.0-4.0 | | | | | 3.2 | 3.4 | | | | | | | | | | | | | |
| 02-2735 | 29.0-3.0-4.0 | | | | | 3.8 | 4.5 | | | | | | | 2.0 | 2.5 | | | | | |
| 02-2736 | 28.0-3.0-3.0 | | | | | 3.6 | 4.6 | | | | | | | | | | | | | |
| 02-2737 | 28.0-3.0-3.0 | | | | | 3.6 | 4.5 | | | | | | | | | | | | | |
| 02-3126 | 29.0-3.0-4.0 | | | | | 3.8 | 4.2 | | | | | | | 2.0 | 2.4 | | | | | |
| 02-3129 | 29.0-3.0-4.0 | | | | | 3.8 | 4.2 | | | | | | | 2.0 | 2.6 | | | | | |
| 02-3132 | 28.0-3.0-3.0 | | | | | 3.6 | 4.7 | | | | | | | | | | | | | |
| 02-3133 | 28.0-3.0-3.0 | | | | | 3.6 | 4.4 | | | | | | | | | | | | | |

* Deficient in the constituent indicated. The Missouri Fertilizer Law does not authorize assessment of penalty for deficiencies in additional plant nutrients.

SECONDARY AND MICRONUTRIENTS IN FERTILIZER

| Lab No. 02S# | Grade | % Ca | | % Mg | | % S | | % B | | % Cl | | % Cu | | % Fe | | % Mn | | % Zn | |
|---|----------------|------|------|------|------|------|------|------|------|------|------|------|------|------|------|------|------|------|---------|
| | | G | F | G | F | G | F | G | F | G | F | G | F | G | F | G | F | G | F |
| FREE FLOW FERTILIZER, MAUMEE, OH | | | | | | | | | | | | | | | | | | | |
| 02-3347 | 29.0-3.0-4.0 | | | | | 3.8 | 4.0 | | | | | | | 2.0 | 1.6* | | | | |
| 02-3588 | 29.0-3.0-4.0 | | | | | 3.8 | 4.5 | | | | | | | 2.0 | 2.1 | | | | |
| 02-3591 | 28.0-3.0-3.0 | | | | | 3.6 | 4.4 | | | | | | | | | | | | |
| 02-3929 | 29.0-3.0-4.0 | | | | | 3.8 | 4.2 | | | 3.4 | 2.9* | | | 2.0 | 2.0 | | | | |
| 02-3935 | 28.0-3.0-3.0 | | | | | 3.6 | 4.3 | | | | | | | | | | | | |
| 02-4125 | 29.0-3.0-4.0 | | | | | 3.8 | 4.3 | | | 3.4 | 3.1 | | | 2.0 | 1.5* | | | | |
| 02-4372 | 29.0-3.0-4.0 | | | | | 3.8 | 4.2 | | | | | | | 2.0 | 2.1 | | | | |
| 02-4448 | 29.0-3.0-4.0 | | | | | 3.8 | 4.5 | | | | | | | 2.0 | 1.6* | | | | |
| 02-4449 | 28.0-3.0-3.0 | | | | | 3.6 | 4.5 | | | 2.5 | 2.4 | | | | | | | | |
| 02-4520 | 28.0-4.0-6.0 | | | | | 4.0 | 5.0 | | | | | | | | | | | | |
| GARD'N-WISE DIST., WICHITA, KS | | | | | | | | | | | | | | | | | | | |
| 02-2417 | 13.0-13.0-13.0 | | | | | 3.0 | 4.0 | | | | | | | | | | | | |
| GLASGOW MFA, GLASGOW, MO | | | | | | | | | | | | | | | | | | | |
| 02-3485 | 4.0-9.5-9.5 | | | | | 1.9 | 1.8 | | | | | | | | | | | | |
| 02-3554 | 5.5-26.4-26.3 | | | | | 2.9 | 6.4 | | | | | | | | | | | | .50 1.1 |
| 02-3633 | 5.3-25.3-25.3 | | | | | 5.0 | 5.9 | | | | | | | | | | | | 1.0 1.3 |
| TOM GRAY FARM SERVICE, INC., NAYLOR, MO | | | | | | | | | | | | | | | | | | | |
| 02-3272 | 37.0-0.0-0.0 | | | | | 8.0 | 8.7 | | | | | | | | | | | | |
| HELENA CHEMICAL COMPANY, CLARKTON, MO | | | | | | | | | | | | | | | | | | | |
| 02-3524 | 19.0-10.0-13.0 | | | | | 9.0 | 10.4 | | | | | | | | | | | | |
| HELENA CHEMICAL COMPANY, NEW MADRID, MO | | | | | | | | | | | | | | | | | | | |
| 02-4010 | 9.0-10.9-32.9 | | | | | 3.6 | 4.1 | .30 | .38 | | | | | | | | | | |
| HOELSCHER FERTILIZER & LIME, HUMANSVILLE, MO | | | | | | | | | | | | | | | | | | | |
| 02-2976 | 19.6-7.4-19.6 | | | | | 2.0 | 2.1 | | | | | | | | | | | | |
| HOWARD JOHNSON'S ENTERPRISES, INC., MILWAUKEE, WI | | | | | | | | | | | | | | | | | | | |
| 02-2191 | 12.0-22.0-14.0 | | | | | 1.0 | 1.9 | | | | | | | 1.0 | 1.6 | | | | |
| 02-2203 | 8.0-22.0-15.0 | | | | | | | | | | | | | 2.0 | 2.5 | | | | |
| 02-2262 | 30.0-3.0-5.0 | | | | | | | | | | | | | 2.0 | 2.8 | | | | |
| 02-2272 | 28.0-3.0-4.0 | | | | | 2.0 | 2.4 | | | | | | | 1.0 | 1.1 | | | | |
| 02-2279 | 26.0-3.0-4.0 | | | | | 2.0 | 2.4 | | | | | | | 1.0 | 1.3 | | | | |
| 02-2286 | 23.0-3.0-8.0 | | | | | 2.0 | 2.0 | | | | | | | .70 | .82 | | | | |
| 02-2287 | 23.0-3.0-8.0 | | | | | 2.0 | 2.2 | | | | | | | .70 | 1.0 | | | | |
| 02-2293 | 18.0-3.0-15.0 | | | | | 1.5 | 1.7 | | | | | | | 1.0 | 1.8 | | | | |
| 02-2296 | 16.0-8.0-8.0 | | | | | 2.0 | 2.7 | | | | | | | 2.0 | 2.8 | | | | |
| 02-2501 | 27.0-3.0-3.0 | | | | | | | | | | | | | .70 | .70 | | | | |
| 02-2504 | 23.0-3.0-8.0 | | | | | 2.0 | 2.1 | | | | | | | .70 | 1.2 | | | | |
| 02-2739 | 28.0-3.0-4.0 | | | | | 2.0 | 2.4 | | | | | | | 1.0 | 1.6 | | | | |
| 02-2931 | 27.0-3.0-3.0 | | | | | | | | | | | | | .70 | .92 | | | | |
| 02-3595 | 25.0-3.0-3.0 | | | | | 2.0 | 2.5 | | | | | | | | | | | | |
| 02-4100 | 16.0-4.0-8.0 | | | | | 3.0 | 3.0 | | | | | | | 2.0 | 1.6* | | | | |
| 02-4107 | 12.0-22.0-14.0 | | | | | 1.0 | 2.1 | | | | | | | 1.0 | 1.5 | | | | |
| 02-4128 | 28.0-3.0-4.0 | | | | | 2.0 | 2.9 | | | | | | | 1.0 | 1.0 | | | | |
| 02-4130 | 26.0-3.0-4.0 | | | | | 2.0 | 2.3 | | | | | | | 1.0 | 1.7 | | | | |
| 02-4132 | 23.0-3.0-8.0 | | | | | 2.0 | 2.7 | | | | | | | .70 | 1.0 | | | | |
| 02-4179 | 12.0-22.0-14.0 | | | | | 1.0 | 1.6 | | | | | | | 1.0 | 1.8 | | | | |
| 02-4192 | 28.0-3.0-4.0 | | | | | 2.0 | 2.6 | | | | | | | 1.0 | 1.0 | | | | |
| 02-4214 | 0.0-0.0-0.0 | 35.0 | 33.3 | .60 | .63 | | | | | | | | | | | | | | |
| 02-4353 | 12.0-22.0-14.0 | | | | | 1.0 | 1.8 | | | | | | | 1.0 | 1.7 | | | | |

* Deficient in the constituent indicated. The Missouri Fertilizer Law does not authorize assessment of penalty for deficiencies in additional plant nutrients.

SECONDARY AND MICRONUTRIENTS IN FERTILIZER

| Lab No. 02S# | Grade | % Ca | | % Mg | | %S | | % B | | % Cl | | % Cu | | % Fe | | % Mn | | % Zn | |
|--|----------------|------|-------|------|------|------|------|------|------|------|------|------|------|------|------|------|------|------|------|
| | | G | F | G | F | G | F | G | F | G | F | G | F | G | F | G | F | G | F |
| HOWARD JOHNSON'S ENTERPRISES, INC., MILWAUKEE, WI | | | | | | | | | | | | | | | | | | | |
| 02-4373 | 28.0-3.0-4.0 | | | | | 2.0 | 2.8 | | | | | | | 1.0 | 1.0 | | | | |
| 02-4374 | 26.0-3.0-4.0 | | | | | 2.0 | 2.1 | | | | | | | 1.0 | 2.0 | | | | |
| 02-4504 | 12.0-22.0-14.0 | | | | | 1.0 | 1.8 | | | | | | | 1.0 | 1.4 | | | | |
| 02-4521 | 26.0-3.0-4.0 | | | | | 2.0 | 2.4 | | | | | | | 1.0 | 1.5 | | | | |
| 02-4522 | 24.0-3.0-4.0 | | | | | 2.0 | 2.8 | | | | | | | 1.0 | 1.4 | | | | |
| 02-4526 | 15.0-3.0-5.0 | | | | | 3.2 | 3.9 | | | | | | | | | | | | |
| 02-4528 | 14.0-0.0-14.0 | | | | | 7.8 | 8.3 | | | | | | | | | | | | |
| HOWARD JOHNSON'S ENTERPRISES INC., NEOSHO, MO | | | | | | | | | | | | | | | | | | | |
| 02-2890 | 19.0-0.0-19.0 | | | | | | | | | | | | | 5.0 | 5.3 | | | | |
| 02-2891 | 18.0-24.0-12.0 | | | | | | | | | | | | | 1.0 | 1.3 | | | | |
| 02-2893 | 15.0-5.0-10.0 | | | | | | | | | | | | | 1.0 | 1.4 | | | | |
| 02-2901 | 10.0-20.0-10.0 | | | | | | | | | | | | | 1.0 | 1.6 | | | | |
| 02-2932 | 26.0-3.0-4.0 | | | | | 2.0 | 2.2 | | | | | | | 1.0 | .46* | | | | |
| 02-2934 | 23.0-3.0-5.0 | | | | | 2.0 | 2.4 | | | | | | | | | | | | |
| IMC USA INC., LAKE FOREST, IL | | | | | | | | | | | | | | | | | | | |
| 02-1705 | 0.0-0.0-20.0 | | | 10.0 | 11.6 | 20.0 | 22.7 | | | | | | | | | | | | |
| IRONITE PRODUCTS COMPANY, SCOTTSDALE, AZ | | | | | | | | | | | | | | | | | | | |
| 02-2141 | 6.0-2.0-1.0 | | | | | 1.0 | 1.2 | | | | | | | .60 | .65 | .05 | .06 | .05 | .05 |
| JONES BROS. AGRI SERVICE, LLC., LA MONTE, MO | | | | | | | | | | | | | | | | | | | |
| 02-3045 | 38.0-3.5-5.0 | | | | | 2.0 | 2.8 | .01 | .27 | | | | | | | | | | |
| KELLY LIME & ROCK CO. INC., KIRKSVILLE, MO | | | | | | | | | | | | | | | | | | | |
| 02-4274 | 0.0-0.0-22.0 | 14.0 | 17.1 | | | 7.5 | 8.3 | | | | | | | | | | | | |
| 02-4311 | 0.0-0.0-0.0 | 30.0 | 28.8 | 1.0 | 3.4 | | | | | | | | | | | | | | |
| LANGE-STEGMANN COMPANY, ST. LOUIS, MO | | | | | | | | | | | | | | | | | | | |
| 02-3459 | 21.0-0.0-0.0 | | | | | 24.0 | 24.0 | | | | | | | | | | | | |
| LEBANON SEABORN CORPORATION, LEBANON, PA | | | | | | | | | | | | | | | | | | | |
| 02-2284 | 24.0-2.0-12.0 | | | | | 4.0 | 7.0 | | | | | | | .40 | .74 | .20 | .22 | | |
| 02-2427 | 5.0-10.0-5.0 | | | | | 2.0 | 2.5 | | | | | | | | | | | | |
| LEGRAND FERTILIZER, POPLAR BLUFF, MO | | | | | | | | | | | | | | | | | | | |
| 02-3299 | 19.0-29.5-0.0 | | | | | 8.0 | 9.7 | | | | | | | | | | | | |
| LESCO, INC., STRONGVILLE, OH | | | | | | | | | | | | | | | | | | | |
| 02-2295 | 18.0-2.0-18.0 | | | | | 1.9 | 2.2 | | | | | | | | | | | | |
| 02-2420 | 12.0-12.0-12.0 | | | | | 15.9 | 20.1 | | | | | | | 2.5 | 3.8 | 2.0 | 3.2 | | |
| LOGANBILL FERTILIZER INC., VERSAILLES, MO | | | | | | | | | | | | | | | | | | | |
| 02-4428 | 29.7-11.5-0.0 | | | | | 8.8 | 0.5* | | | | | | | | | | | | |
| M.G. WALDBAUM COMPANY, WAKEFIELD, NE | | | | | | | | | | | | | | | | | | | |
| 02-4039 | 4.0-3.0-2.0 | 11.0 | 13.2 | | | | | | | | | | | | | | | | |
| MADISON COUNTY FARM SUPPLY INC., FREDERICKTOWN, MO | | | | | | | | | | | | | | | | | | | |
| 02-1798 | 12.0-12.0-12.0 | 12.0 | 15.7 | | | | | | | | | | | | | | | | |
| 02-4106 | 12.0-12.0-12.0 | 12.0 | 13.6 | | | | | | | | | | | | | | | | |
| 02-4176 | 12.0-12.0-12.0 | 12.0 | 11.0* | | | | | | | | | | | | | | | | |
| 02-4501 | 12.0-12.0-12.0 | 12.0 | 12.4 | | | | | | | | | | | | | | | | |
| 02-4567 | 12.0-12.0-12.0 | 12.0 | 14.2 | | | | | | | | | | | | | | | | |
| MAGIC GREEN CORPORATION, SILEX, MO | | | | | | | | | | | | | | | | | | | |
| 02-4584 | 0.0-0.0-24.0 | 14.0 | 15.0 | 1.0 | .22* | 0.5 | 9.7 | .20 | .26 | | | | | | | .02 | .21 | .50 | 1.0 |
| MARTHASVILLE AG CENTER, INC., MARTHASVILLE, MO | | | | | | | | | | | | | | | | | | | |
| 02-3345 | 22.3-0.0-19.1 | | | | | 3.1 | 3.1 | | | | | | | | | | | | |

* Deficient in the constituent indicated. The Missouri Fertilizer Law does not authorize assessment of penalty for deficiencies in additional plant nutrients.

SECONDARY AND MICRONUTRIENTS IN FERTILIZER

| Lab No. 02S# | Grade | % Ca | | % Mg | | % S | | % B | | % Cl | | % Cu | | % Fe | | % Mn | | % Zn | |
|--|----------------|------|------|------|------|------|------|------|------|------|------|------|------|------|------|------|------|------|------|
| | | G | F | G | F | G | F | G | F | G | F | G | F | G | F | G | F | G | F |
| MCCORD GIN COMPANY, GIDEON, MO | | | | | | | | | | | | | | | | | | | |
| 02-3532 | 9.3-9.3-36.2 | | | | | 4.0 | 4.0 | | | | | | | | | | | | |
| MEARS FERTILIZER, INC., EL DORADO, KS | | | | | | | | | | | | | | | | | | | |
| 02-4430 | 13.0-13.0-13.0 | | | | | 3.0 | 3.5 | | | | | | | | | | | | |
| MFA AGRI SERVICES, BURLINGTON JCT, MO | | | | | | | | | | | | | | | | | | | |
| 02-4009 | 27.5-11.5-11.5 | | | | | 1.6 | 2.4 | | | | | | | | | | | | |
| MFA AGRI SERVICES, CENTRALIA, MO | | | | | | | | | | | | | | | | | | | |
| 02-3534 | 5.1-24.1-32.2 | | | | | 2.0 | 3.1 | | | | | | | | | | | | |
| MFA AGRI SERVICES, CHAFFEE, MO | | | | | | | | | | | | | | | | | | | |
| 02-3271 | 41.5-0.0-0.0 | | | | | 4.0 | 4.5 | | | | | | | | | | | | |
| 02-3705 | 19.8-3.0-6.5 | | | | | 1.5 | 1.8 | | | | | | | | | | | | |
| MFA AGRI SERVICES, COLUMBIA, MO | | | | | | | | | | | | | | | | | | | |
| 02-4535 | 0.0-18.2-36.5 | | | | | | | .20 | .21 | | | | | | | | | | |
| MFA AGRI SERVICES, CONCEPTION JCT., MO | | | | | | | | | | | | | | | | | | | |
| 02-2756 | 0.0-10.9-41.4 | | | .60 | .80 | 1.2 | 1.6 | .71 | .79 | | | | | | | | | | |
| 02-2941 | 0.0-10.5-41.5 | | | .60 | .92 | 1.2 | 1.8 | .70 | .70 | | | | | | | | | | |
| MFA AGRI SERVICES, HIGGINSVILLE, MO | | | | | | | | | | | | | | | | | | | |
| 02-3503 | 40.0-0.0-0.0 | | | | | 5.7 | 5.8 | | | | | | | | | | | | |
| 02-3541 | 8.3-23.3-23.2 | | | | | 3.9 | 5.0 | | | | | | | | | | | | |
| 02-3542 | 8.3-23.3-23.2 | | | | | 3.9 | 5.1 | | | | | | | | | | | | |
| 02-4325 | 2.9-14.1-42.2 | | | | | | | .37 | .47 | | | | | | | | | | |
| MFA AGRI SERVICES, JACKSON, MO | | | | | | | | | | | | | | | | | | | |
| 02-1793 | 24.0-11.5-12.0 | | | | | 4.0 | 4.9 | | | | | | | | | | | | |
| MFA AGRI SERVICES, LEVASY, MO | | | | | | | | | | | | | | | | | | | |
| 02-3227 | 6.6-14.7-11.7 | | | | | 3.8 | 4.9 | | | | | | | | | | | | |
| MFA AGRI SERVICES, MARYVILLE, MO | | | | | | | | | | | | | | | | | | | |
| 02-2428 | 10.5-28.0-21.0 | | | | | 3.5 | 5.9 | | | | | | | | | | | | |
| 02-2988 | 22.0-11.0-11.0 | | | | | 4.0 | 3.6* | | | | | | | | | | | | |
| 02-2994 | 23.5-10.0-10.0 | | | | | 1.4 | 1.7 | | | | | | | | | | | | |
| MFA AGRI SERVICES, MEMPHIS, MO | | | | | | | | | | | | | | | | | | | |
| 02-4536 | 0.0-14.0-42.1 | | | | | | | .20 | .26 | | | | | | | | | | |
| MFA AGRI SERVICES, ODESSA, MO | | | | | | | | | | | | | | | | | | | |
| 02-3073 | 8.6-27.0-20.3 | | | | | 3.3 | 4.2 | | | | | | | | | | | | |
| 02-3074 | 8.6-27.0-20.3 | | | | | 3.3 | 4.5 | | | | | | | | | | | | |
| MFA AGRI SERVICES, ROLLA, MO | | | | | | | | | | | | | | | | | | | |
| 02-3421 | 20.8-6.9-15.0 | | | 1.1 | 1.4 | 2.3 | 2.5 | | | | | | | | | | | | |
| MFA AGRI SERVICES, SALISBURY, MO | | | | | | | | | | | | | | | | | | | |
| 02-2410 | 38.4-0.0-0.0 | | | | | 7.2 | 6.7 | | | | | | | | | | | | |
| 02-2433 | 5.0-23.9-26.1 | | | | | 10.8 | 10.9 | | | | | | | | | | | | |
| 02-2663 | 24.9-11.0-15.9 | | | | | 2.3 | 3.1 | | | | | | | | | | | | |
| MFA AGRI SERVICES, SEDALIA, MO | | | | | | | | | | | | | | | | | | | |
| 02-2294 | 18.0-2.0-9.0 | | | | | 2.8 | 2.8 | | | | | | | | | | | | |
| 02-2503 | 24.0-5.0-11.0 | | | | | 3.0 | 3.1 | | | | | | | 3.0 | 4.0 | 1.0 | 1.0 | | |
| 02-3462 | 21.0-0.0-0.0 | | | | | 24.0 | 24.3 | | | | | | | | | | | | |
| 02-3641 | 19.1-0.0-25.0 | | | | | 1.5 | 1.8 | | | | | | | | | | | | |
| MFA AGRI SERVICES, SHELBYNA, MO | | | | | | | | | | | | | | | | | | | |
| 02-3224 | 4.8-22.0-30.0 | | | .80 | 1.3 | 1.9 | 2.6 | | | | | | | | | | | .90 | .94 |
| 02-4437 | 3.6-17.0-34.0 | | | 2.1 | 2.6 | 4.2 | 5.6 | | | | | | | | | | | | |

* Deficient in the constituent indicated. The Missouri Fertilizer Law does not authorize assessment of penalty for deficiencies in additional plant nutrients.

SECONDARY AND MICRONUTRIENTS IN FERTILIZER

| Lab No. 02S# | Grade | % Ca | | % Mg | | %S | | % B | | % Cl | | % Cu | | % Fe | | % Mn | | % Zn | |
|--|----------------|------|------|------|------|------|-------|------|------|------|------|------|------|------|------|------|------|------|---------|
| | | G | F | G | F | G | F | G | F | G | F | G | F | G | F | G | F | G | F |
| MFA AGRI SERVICES, VANDALIA, MO | | | | | | | | | | | | | | | | | | | |
| 02-4356 | 7.5-19.1-35.7 | | | | | 6.6 | 1.7* | | | | | | | | | | | | |
| MFA AGRI SERVICES, VERSAILLES, MO | | | | | | | | | | | | | | | | | | | |
| 02-3533 | 2.9-9.4-31.5 | | | | | 1.0 | 1.8 | | | | | | | | | | | | .38 .34 |
| MFA AGRI SERVICES, WINDSOR, MO | | | | | | | | | | | | | | | | | | | |
| 02-3283 | 26.6-11.1-13.3 | | | | | 2.2 | 2.9 | | | | | | | | | | | | |
| 02-3285 | 25.5-13.9-9.2 | | | | | 4.7 | 5.1 | | | | | | | | | | | | |
| MFA PLANT FOODS, - CARDWELL COOP, CARDWELL, MO | | | | | | | | | | | | | | | | | | | |
| 02-2684 | 10.6-10.6-27.6 | | | | | 7.0 | 8.0 | | | | | | | | | | | | |
| MFA PLANT FOODS, COLUMBIA, MO | | | | | | | | | | | | | | | | | | | |
| 02-1776 | 21.0-0.0-0.0 | | | | | 24.0 | 24.4 | | | | | | | | | | | | |
| 02-1777 | 21.0-0.0-0.0 | | | | | 24.0 | 24.1 | | | | | | | | | | | | |
| 02-1991 | 21.0-0.0-0.0 | | | | | 24.0 | 24.5 | | | | | | | | | | | | |
| 02-1992 | 21.0-0.0-0.0 | | | | | 24.0 | 24.4 | | | | | | | | | | | | |
| 02-1993 | 0.0-0.0-0.0 | | | | | 90.0 | 92.6 | | | | | | | | | | | | |
| 02-2135 | 21.0-0.0-0.0 | | | | | 24.0 | 24.6 | | | | | | | | | | | | |
| 02-2309 | 0.0-0.0-22.0 | | | 11.0 | 11.8 | 22.0 | 22.3 | | | | | | | | | | | | |
| 02-2373 | 21.0-0.0-0.0 | | | | | 24.0 | 24.4 | | | | | | | | | | | | |
| 02-2374 | 21.0-0.0-0.0 | | | | | 24.0 | 24.5 | | | | | | | | | | | | |
| 02-2376 | 21.0-0.0-0.0 | | | | | 24.0 | 23.8 | | | | | | | | | | | | |
| 02-2606 | 21.0-0.0-0.0 | | | | | 24.0 | 23.5 | | | | | | | | | | | | |
| 02-2608 | 21.0-0.0-0.0 | | | | | 24.0 | 24.4 | | | | | | | | | | | | |
| 02-2609 | 0.0-0.0-0.0 | | | | | 90.0 | 94.8 | | | | | | | | | | | | |
| 02-2757 | 0.0-0.0-22.0 | | | 11.0 | 9.7* | 22.0 | 19.1* | | | | | | | | | | | | |
| 02-2845 | 21.0-0.0-0.0 | | | | | 24.0 | 24.8 | | | | | | | | | | | | |
| 02-2942 | 0.0-0.0-22.0 | | | 11.0 | 11.3 | 22.0 | 22.5 | | | | | | | | | | | | |
| 02-3061 | 20.0-10.0-10.0 | 8.0 | 9.7 | | | | | | | | | | | | | | | | |
| 02-3063 | 13.0-13.0-13.0 | 10.0 | 12.0 | | | | | | | | | | | | | | | | |
| 02-3218 | 21.0-0.0-0.0 | | | | | 24.0 | 24.4 | | | | | | | | | | | | |
| 02-3460 | 21.0-0.0-0.0 | | | | | 24.0 | 24.5 | | | | | | | | | | | | |
| 02-3980 | 21.0-0.0-0.0 | | | | | 24.0 | 24.5 | | | | | | | | | | | | |
| 02-3981 | 21.0-0.0-0.0 | | | | | 24.0 | 24.3 | | | | | | | | | | | | |
| 02-4011 | 13.0-13.0-13.0 | 10.0 | 12.0 | | | | | | | | | | | | | | | | |
| 02-4017 | 6.0-24.0-24.0 | 2.5 | 5.8 | | | | | | | | | | | | | | | | |
| 02-4403 | 21.0-0.0-0.0 | | | | | 24.0 | 24.5 | | | | | | | | | | | | |
| 02-4404 | 21.0-0.0-0.0 | | | | | 24.0 | 23.6 | | | | | | | | | | | | |
| 02-4494 | 13.0-13.0-13.0 | 10.0 | 11.4 | | | | | | | | | | | | | | | | |
| 02-4558 | 18.0-18.0-18.0 | 2.4 | 3.3 | | | | | | | | | | | | | | | | |
| 02-4564 | 13.0-13.0-13.0 | 10.0 | 12.2 | | | | | | | | | | | | | | | | |
| 02-4571 | 6.0-24.0-24.0 | 2.5 | 6.0 | | | | | | | | | | | | | | | | |
| MFA PLANT FOODS, HAYTI, MO | | | | | | | | | | | | | | | | | | | |
| 02-2137 | 21.0-0.0-0.0 | | | | | 24.0 | 24.5 | | | | | | | | | | | | |
| 02-2371 | 21.0-0.0-0.0 | | | | | 24.0 | 24.7 | | | | | | | | | | | | |
| 02-2372 | 21.0-0.0-0.0 | | | | | 24.0 | 24.2 | | | | | | | | | | | | |
| 02-2843 | 21.0-0.0-0.0 | | | | | 24.0 | 24.7 | | | | | | | | | | | | |
| 02-4165 | 21.0-0.0-0.0 | | | | | 24.0 | 24.4 | | | | | | | | | | | | |
| MICHEL FERTILIZER, MT. VERNON, IL | | | | | | | | | | | | | | | | | | | |
| 02-4503 | 12.0-12.0-12.0 | | | | | 12.0 | 10.0* | | | | | | | | | | | | |

* Deficient in the constituent indicated. The Missouri Fertilizer Law does not authorize assessment of penalty for deficiencies in additional plant nutrients.

SECONDARY AND MICRONUTRIENTS IN FERTILIZER

| Lab No. 02S# | Grade | % Ca | | % Mg | | % S | | % B | | % Cl | | % Cu | | % Fe | | % Mn | | % Zn | |
|---|----------------|------|------|------|------|------|------|------|------|------|------|------|------|------|------|------|------|------|------|
| | | G | F | G | F | G | F | G | F | G | F | G | F | G | F | G | F | G | F |
| MIDWEST AGRI-CHEMICO, INC., CAPE GIRARDEAU, MO | | | | | | | | | | | | | | | | | | | |
| 02-1706 | 0.0-0.0-20.0 | | | 10.0 | 11.6 | 20.0 | 22.8 | | | | | | | | | | | | |
| 02-3463 | 21.0-0.0-0.0 | | | | | 24.0 | 24.2 | | | | | | | | | | | | |
| 02-3464 | 21.0-0.0-0.0 | | | | | 24.0 | 24.4 | | | | | | | | | | | | |
| MILORGANITE DIVISION-MMSD., WILWAUKEE, WI | | | | | | | | | | | | | | | | | | | |
| 02-2513 | 6.0-2.0-0.0 | 1.2 | 1.7 | | | | | | | | | | 4.0 | 4.7 | | | | | |
| 02-2514 | 6.0-2.0-0.0 | 1.2 | 1.6 | | | | | | | | | | 4.0 | 5.1 | | | | | |
| 02-2515 | 6.0-2.0-0.0 | 1.2 | 1.6 | | | | | | | | | | 4.0 | 4.2 | | | | | |
| 02-3602 | 6.0-2.0-0.0 | 1.2 | 1.6 | | | | | | | | | | 4.0 | 5.0 | | | | | |
| 02-4195 | 6.0-2.0-0.0 | 1.2 | 1.7 | | | | | | | | | | 4.0 | 4.9 | | | | | |
| 02-4196 | 6.0-2.0-0.0 | 1.2 | 1.6 | | | | | | | | | | 4.0 | 4.8 | | | | | |
| 02-4531 | 6.0-2.0-0.0 | 1.2 | 1.9 | | | | | | | | | | 4.0 | 4.9 | | | | | |
| MIRACLE-GRO LAWN PRODUCTS, INC., MARYSVILLE, OH | | | | | | | | | | | | | | | | | | | |
| 02-2926 | 31.0-3.0-9.0 | | | | | 3.5 | 5.7 | | | | | | 2.0 | 2.4 | | | | | |
| MK MINERALS INC., MANHATTAN, KS | | | | | | | | | | | | | | | | | | | |
| 02-4170 | 0.0-0.0-0.0 | 33.0 | 32.2 | .70 | .92 | | | | | | | | | | | | | | |
| 02-4505 | 0.0-0.0-0.0 | 33.0 | 32.8 | .70 | .72 | | | | | | | | | | | | | | |
| 02-4544 | 0.0-0.0-0.0 | 33.0 | 35.3 | .80 | .55* | | | | | | | | | | | | | | |
| MO VALLEY AGRI SERVICE, ROCK PORT, MO | | | | | | | | | | | | | | | | | | | |
| 02-3316 | 1.0-9.0-21.0 | 11.0 | 10.2 | | | | | | | | | | | | | | | | |
| 02-3424 | 21.9-10.9-10.9 | | | | | 1.4 | 1.9 | | | | | | | | | | | .45 | .68 |
| NA-CHURS/ALPINE SOLUTIONS, RED OAK, IA | | | | | | | | | | | | | | | | | | | |
| 02-3244 | 9.0-18.0-9.0 | | | | | 1.0 | 1.1 | | | | | | | | | | | | |
| 02-4084 | 3.0-18.0-18.0 | | | | | 1.0 | 1.2 | | | | | | | | | | | | |
| 02-4086 | 20.0-0.0-0.0 | | | | | 8.0 | 7.2* | | | | | | | | | | | | |
| NORTHWEST FERTILIZER INC., MOUND CITY, MO | | | | | | | | | | | | | | | | | | | |
| 02-2913 | 5.0-24.5-24.5 | | | | | 9.3 | 10.3 | | | | | | | | | | | | |
| OAKLEY MISSOURI INC., CARUTHERSVILLE, MO | | | | | | | | | | | | | | | | | | | |
| 02-3215 | 21.0-0.0-0.0 | | | | | 24.0 | 24.3 | | | | | | | | | | | | |
| 02-3216 | 21.0-0.0-0.0 | | | | | 24.0 | 24.6 | | | | | | | | | | | | |
| 02-3217 | 21.0-0.0-0.0 | | | | | 24.0 | 24.5 | | | | | | | | | | | | |
| 02-3866 | 21.0-0.0-0.0 | | | | | 24.0 | 24.5 | | | | | | | | | | | | |
| 02-4082 | 21.0-0.0-0.0 | | | | | 24.0 | 24.5 | | | | | | | | | | | | |
| OLD MILL GRAIN & SEED CO., HARRISONVILLE, MO | | | | | | | | | | | | | | | | | | | |
| 02-3013 | 25.0-0.0-0.0 | | | | | 3.0 | 0.3* | | | | | | | | | | | | |
| ORRICK FARM SERVICE, INC., ORRICK, MO | | | | | | | | | | | | | | | | | | | |
| 02-3711 | 4.5-10.4-11.6 | | | | | 2.3 | 2.2 | | | | | | | | | | | | |
| PBI/GORDON CORPORATION, KANSAS CITY, MO | | | | | | | | | | | | | | | | | | | |
| 02-2014 | 3.0-10.0-3.0 | | | | | | | | | | | | .10 | .23 | | | | .10 | .11 |
| 02-2139 | 3.0-10.0-3.0 | | | | | | | | | | | | .10 | .24 | | | | .10 | .10 |
| PELLETIZING COMPANY INC., GORDONSVILLE, TN | | | | | | | | | | | | | | | | | | | |
| 02-4168 | 0.0-0.0-0.0 | 18.0 | 18.3 | 8.0 | 8.1 | | | | | | | | | | | | | | |
| PURSELL INDUSTRIES, INC., ST LOUIS, MO | | | | | | | | | | | | | | | | | | | |
| 02-2250 | 36.0-3.0-4.0 | | | | | 1.0 | 1.5 | | | | | | | | | | | | |
| 02-2259 | 30.0-3.0-3.0 | | | | | 1.0 | 1.8 | .02 | .02 | | | .02 | .07 | 2.0 | .88* | .05 | .05 | .05 | .17 |
| 02-2265 | 29.0-3.0-4.0 | | | | | | | | | | | | 2.0 | .16* | | | | | |
| 02-2484 | 24.0-3.0-12.0 | | | | | 10.0 | 9.9 | | | | | | | | | | | | |
| 02-2485 | 20.0-27.0-5.0 | | | | | | | | | | | | 1.0 | .72* | | | | | |
| 02-2488 | 30.0-3.0-3.0 | | | | | 1.0 | 1.5 | .02 | .00* | | | .05 | .01* | 2.0 | .45* | .05 | .02* | .05 | .05 |

* Deficient in the constituent indicated. The Missouri Fertilizer Law does not authorize assessment of penalty for deficiencies in additional plant nutrients.

SECONDARY AND MICRONUTRIENTS IN FERTILIZER

| Lab No. 02S# | Grade | % Ca | | % Mg | | % S | | % B | | % Cl | | % Cu | | % Fe | | % Mn | | % Zn | |
|--|----------------|------|------|------|------|------|------|------|------|------|------|------|------|------|------|------|------|------|---------|
| | | G | F | G | F | G | F | G | F | G | F | G | F | G | F | G | F | G | F |
| PURSELL INDUSTRIES, INC., ST LOUIS, MO | | | | | | | | | | | | | | | | | | | |
| 02-2508 | 12.0-10.0-5.0 | | | 1.5 | 4.7 | 3.0 | 6.1 | | | | | | | 1.0 | 1.7 | | | | |
| 02-2728 | 30.0-3.0-3.0 | | | | | 1.0 | 0.8 | .02 | .01* | | | .05 | .00* | 2.0 | .10* | .05 | .00* | .05 | .00* |
| 02-2729 | 30.0-3.0-3.0 | | | | | 1.0 | 0.9 | .02 | .01* | | | .05 | .00* | 2.0 | .12* | .05 | .00* | .05 | .00* |
| 02-2898 | 12.0-12.0-12.0 | | | | | | | .02 | .02 | | | .05 | .05 | .10 | .76 | | | .05 | .20 |
| 02-2928 | 29.0-2.0-5.0 | | | | | | | | | | | | | 1.0 | .21* | | | | |
| 02-2937 | 18.0-24.0-10.0 | | | | | | | .02 | .02 | | | .05 | .06 | .10 | 1.0 | .05 | .12 | .05 | .16 |
| 02-3066 | 12.0-12.0-12.0 | | | | | | | .02 | .06 | | | .05 | .12 | | | | | .05 | .23 |
| 02-3122 | 30.0-3.0-3.0 | | | | | 1.0 | 1.9 | .02 | .02 | | | .05 | .07 | 2.0 | 1.0* | .05 | .09 | .05 | .12 |
| 02-3125 | 29.0-2.0-5.0 | | | | | | | | | | | | | 1.0 | 2.5 | | | | |
| 02-3138 | 18.0-24.0-10.0 | | | | | | | .02 | .01* | | | .05 | .00* | .10 | .59 | .05 | .00* | .05 | .02* |
| 02-3352 | 20.0-27.0-5.0 | | | | | 1.0 | 1.4 | | | | | | | | | | | | |
| 02-3587 | 30.0-3.0-3.0 | | | | | 1.0 | 1.5 | .02 | .06 | | | .05 | .14 | 2.0 | 3.6 | .05 | .27 | .05 | .40 |
| 02-3596 | 24.0-3.0-12.0 | | | | | 10.0 | 7.9* | | | | | | | | | | | | |
| QMI FERTILIZER & GRAIN, INC., PARMA, MO | | | | | | | | | | | | | | | | | | | |
| 02-2167 | 41.0-0.0-0.0 | | | | | 4.0 | 4.6 | | | | | | | | | | | | |
| RAY-CARROLL COUNTY GRAIN GROWERS, BRUNSWICK, MO | | | | | | | | | | | | | | | | | | | |
| 02-3307 | 8.9-23.0-27.7 | | | | | 4.6 | 5.4 | | | | | | | | | | | | |
| 02-3308 | 8.9-23.0-27.7 | | | | | 4.6 | 5.5 | | | | | | | | | | | | |
| 02-3309 | 8.9-23.0-27.7 | | | | | 4.6 | 5.9 | | | | | | | | | | | | |
| RAY-CARROLL COUNTY GRAIN GROWERS, CARROLLTON, MO | | | | | | | | | | | | | | | | | | | |
| 02-3304 | 9.1-23.5-23.5 | | | | | 6.2 | 8.1 | | | | | | | | | | | 1.2 | 1.6 |
| RICKETT'S FARM SERVICE INC., SALISBURY, MO | | | | | | | | | | | | | | | | | | | |
| 02-3474 | 6.4-15.1-15.1 | | | | | 3.0 | 3.2 | | | | | | | | | | | | |
| RICKETT'S FARM SERVICE, SHELBYNA, MO | | | | | | | | | | | | | | | | | | | |
| 02-3225 | 25.0-10.0-16.0 | | | | | 2.0 | 3.4 | | | | | | | | | | | | |
| RIVER BEND AG LLC., NEW MADRID, MO | | | | | | | | | | | | | | | | | | | |
| 02-2134 | 21.0-0.0-0.0 | | | | | 24.0 | 24.1 | | | | | | | | | | | | |
| 02-2136 | 21.0-0.0-0.0 | | | | | 24.0 | 24.4 | | | | | | | | | | | | |
| 02-2370 | 21.0-0.0-0.0 | | | | | 24.0 | 24.2 | | | | | | | | | | | | |
| 02-2627 | 28.0-0.0-0.0 | | | | | 4.0 | 3.9 | | | | | | | | | | | | |
| 02-3465 | 21.0-0.0-0.0 | | | | | 24.0 | 24.2 | | | | | | | | | | | | |
| 02-4081 | 21.0-0.0-0.0 | | | | | 24.0 | 24.2 | | | | | | | | | | | | |
| RIVER VALLEY AG., HOPKINS, MO | | | | | | | | | | | | | | | | | | | |
| 02-2431 | 7.0-33.0-20.5 | | | | | 2.1 | 3.0 | | | | | | | | | | | | |
| ROOTS INC., INDEPENDENCE, MO | | | | | | | | | | | | | | | | | | | |
| 02-2381 | 2.0-2.0-0.0 | | | | | 7.0 | 7.2 | | | | | | | 8.0 | 8.0 | | | | |
| 02-2382 | 0.0-5.0-8.0 | | | | | | | | | | | | | 8.0 | 8.0 | | | | |
| 02-2383 | 0.0-3.0-5.0 | | | 1.8 | 1.8 | 3.0 | 3.4 | .02 | .02 | | | | | 5.0 | 5.1 | 1.2 | 1.2 | .50 | .49 |
| J.P. ROSS COTTON COMPANY INC., ESSEX, MO | | | | | | | | | | | | | | | | | | | |
| 02-2168 | 38.0-0.0-0.0 | | | | | 5.0 | 6.3 | | | | | | | | | | | | |
| 02-2176 | 16.0-10.0-21.0 | | | | | 3.5 | 5.2 | | | | | | | | | | | | |
| J.P. ROSS COTTON COMPANY INC.-FRISCO, ESSEX, MO | | | | | | | | | | | | | | | | | | | |
| 02-3521 | 20.0-8.9-22.0 | | | | | 2.0 | 3.6 | | | | | | | | | | | | |
| ROYSTER-CLARK AGRIBUSINESS, INC., CLARENCE, MO | | | | | | | | | | | | | | | | | | | |
| 02-3221 | 15.0-9.0-25.0 | | | | | 2.5 | 3.0 | | | | | | | | | | | | .20 .31 |
| ROYSTER-CLARK AGRIBUSINESS, INC., COLLINSVILLE, IL | | | | | | | | | | | | | | | | | | | |
| 02-2605 | 21.0-0.0-0.0 | | | | | 24.0 | 24.2 | | | | | | | | | | | | |
| 02-2607 | 21.0-0.0-0.0 | | | | | 24.0 | 24.5 | | | | | | | | | | | | |

* Deficient in the constituent indicated. The Missouri Fertilizer Law does not authorize assessment of penalty for deficiencies in additional plant nutrients.

SECONDARY AND MICRONUTRIENTS IN FERTILIZER

| Lab No. 02S# | Grade | % Ca | | % Mg | | % S | | % B | | % Cl | | % Cu | | % Fe | | % Mn | | % Zn | |
|---|----------------|------|------|------|------|------|------|------|------|------|------|------|------|------|------|------|------|------|------|
| | | G | F | G | F | G | F | G | F | G | F | G | F | G | F | G | F | G | F |
| ROYSTER-CLARK, AGRIBUSINESS, INC., NEW FRANKLIN, MO | | | | | | | | | | | | | | | | | | | |
| 02-3698 | 21.0-0.0-0.0 | | | | | 24.0 | 24.5 | | | | | | | | | | | | |
| SCHULTZ COMPANY, BRIDGETON, MO | | | | | | | | | | | | | | | | | | | |
| 02-2142 | 9.0-10.0-15.0 | | | .50 | .02* | | | | | | | .05 | .05 | .10 | .08 | .05 | .04 | .05 | .05 |
| 02-2863 | 8.0-14.0-9.0 | | | | | | | | | | | | | .10 | .10 | .05 | .04 | .05 | .05 |
| 02-2927 | 30.0-3.0-4.0 | | | | | 5.0 | 8.8 | | | | | | | 2.0 | 1.8 | | | | |
| 02-3009 | 5.0-30.0-5.0 | | | | | | | | | | | | | .10 | .08 | .05 | .04 | .05 | .04 |
| 02-3010 | 10.0-12.0-12.0 | | | | | | | | | | | .05 | .04 | .10 | .09 | .05 | .04 | .05 | .05 |
| 02-4546 | 10.0-15.0-10.0 | | | | | | | | | | | | | .10 | .08 | .05 | .04 | .05 | .05 |
| SCOTTS MIRACLE-GRO PRODUCTS, INC., MARYSVILLE, OH | | | | | | | | | | | | | | | | | | | |
| 02-2178 | 15.0-30.0-15.0 | | | | | | | .02 | .02 | | | .07 | .10 | .15 | .19 | .05 | .05 | .06 | .07 |
| 02-2379 | 8.0-7.0-6.0 | | | | | | | | | | | | | .10 | .10 | | | | |
| 02-3137 | 18.0-22.0-8.0 | | | | | 2.8 | 4.3 | | | | | | | | | | | | |
| 02-3899 | 15.0-30.0-15.0 | | | | | | | .02 | .02 | | | .07 | .10 | .15 | .21 | .05 | .06 | | |
| 02-4550 | 15.0-30.0-15.0 | | | | | | | .02 | .01 | | | .07 | .07 | .15 | .16 | .05 | .04 | .06 | .07 |
| SCOTTS-SIERRA HORTICULTURAL PROD. COMPANY, MARYSVILLE, OH | | | | | | | | | | | | | | | | | | | |
| 02-2202 | 9.0-45.0-15.0 | | | .10 | .09 | | | .007 | .009 | | | .004 | .003 | .05 | .04 | .02 | .02 | .003 | .002 |
| 02-2288 | 21.0-5.0-20.0 | | | | | | | .02 | .01 | | | .010 | .009 | .10 | .09 | .05 | .05 | .07 | .05* |
| 02-4513 | 35.0-0.0-0.0 | | | | | 18.0 | 19.5 | | | | | | | | | | | | |
| 02-4527 | 15.0-9.0-12.0 | | | 1.0 | 2.0 | 2.3 | 3.2 | .02 | .02 | | | | | .45 | .49 | .06 | .07 | .05 | .05 |
| J.R. SIMPLOT CO., BOISE, ID | | | | | | | | | | | | | | | | | | | |
| 02-2924 | 24.0-3.0-10.0 | | | | | 11.4 | 11.3 | | | | | | | 1.3 | 1.7 | .23 | .23 | | |
| 02-2925 | 22.0-3.0-11.0 | | | | | 1.3 | 1.8 | | | | | | | 3.0 | 3.1 | | | | |
| 02-2933 | 25.0-5.0-15.0 | | | | | | | | | | | .05 | .06 | 1.0 | 1.2 | .13 | .11 | .05 | .15 |
| 02-2935 | 20.0-3.0-20.0 | | | | | 11.2 | 11.3 | | | | | | | 1.1 | 1.6 | .19 | .23 | | |
| SOUTHEAST COOPERATIVE SERVICE CO., ADVANCE, MO | | | | | | | | | | | | | | | | | | | |
| 02-4380 | 0.0-11.0-14.5 | | | | | 2.0 | 3.1 | | | | | | | | | | | | |
| SOUTHEAST COOPERATIVE SERVICE CO.-MESSLER, ADVANCE, MO | | | | | | | | | | | | | | | | | | | |
| 02-3536 | 11.0-22.0-22.0 | | | | | 3.0 | 4.3 | | | | | | | | | | | | |
| SOUTHEAST COOPERATIVE SERVICE CO., ORAN, MO | | | | | | | | | | | | | | | | | | | |
| 02-3522 | 20.0-12.0-20.0 | | | | | 2.0 | 3.1 | | | | | | | | | | | | |
| ST JOSEPH AGRI SERVICES, INC., ST JOSEPH, MO | | | | | | | | | | | | | | | | | | | |
| 02-2791 | 20.0-10.0-13.5 | | | | | 3.4 | 1.9* | | | | | | | | | | | | |
| STOLLER ENTERPRISES INC., HOUSTON, TX | | | | | | | | | | | | | | | | | | | |
| 02-3788 | 16.0-0.0-0.0 | | | | | 19.0 | 19.8 | | | | | | | | | | | 7.0 | 7.2 |
| SUNFLOWER SERVICE INC., HERINGTON, KS | | | | | | | | | | | | | | | | | | | |
| 02-2624 | 15.0-3.0-6.0 | | | | | 3.0 | 2.7 | | | | | | | | | | | | |
| SUR-GRO PLANT FOOD, BURLINGTON JCT., MO | | | | | | | | | | | | | | | | | | | |
| 02-3174 | 16.0-8.0-24.0 | | | | | 3.0 | 3.8 | .15 | .19 | | | | | | | | | .30 | .33 |
| SUR-GRO PLANT FOOD, KING CITY, MO | | | | | | | | | | | | | | | | | | | |
| 02-2909 | 7.5-20.0-33.5 | | | | | | | .30 | .40 | | | | | | | | | | |
| SUR-GRO PLANT FOOD, PLATTSBURG, MO | | | | | | | | | | | | | | | | | | | |
| 02-2755 | 0.0-3.0-0.0 | 20.0 | 21.6 | | | | | | | | | | | | | | | | |
| 02-2842 | 21.0-0.0-0.0 | | | | | 24.0 | 24.7 | | | | | | | | | | | | |
| SWISS FARMS PRODUCTS, INC., LAS VEGAS, NV | | | | | | | | | | | | | | | | | | | |
| 02-3898 | 15.0-30.0-15.0 | | | | | | | .02 | .01 | | | .07 | .08 | .15 | .22 | .05 | .05 | .06 | .08 |

* Deficient in the constituent indicated. The Missouri Fertilizer Law does not authorize assessment of penalty for deficiencies in additional plant nutrients.

SECONDARY AND MICRONUTRIENTS IN FERTILIZER

| Lab No. 02S# | Grade | % Ca | | % Mg | | %S | | % B | | % Cl | | % Cu | | % Fe | | % Mn | | % Zn | |
|--|---------------|------|------|------|------|------|------|------|------|------|------|------|------|------|------|------|------|------|------|
| | | G | F | G | F | G | F | G | F | G | F | G | F | G | F | G | F | G | F |
| THE ANDERSONS LAWN FERTILIZER DIVISION, MAUMEE, OH | | | | | | | | | | | | | | | | | | | |
| 02-2291 | 19.0-3.0-6.0 | | | | | 1.5 | 1.3 | | | | | | | | | | | | |
| 02-2741 | 22.0-0.0-6.0 | | | | | 7.1 | 3.3* | | | | | | | | | | | | |
| 02-4529 | 14.0-0.0-14.0 | | | | | 1.7 | 2.1 | | | | | | | | | | | | |
| THE SCOTTS COMPANY, MARYSVILLE, OH | | | | | | | | | | | | | | | | | | | |
| 02-1852 | 29.0-3.0-4.0 | | | | | 6.0 | 9.0 | | | | | | | 1.0 | 1.2 | .50 | .71 | | |
| 02-2181 | 18.0-22.0-8.0 | | | | | 2.8 | 4.4 | | | | | | | | | | | | |
| 02-2256 | 30.0-3.0-4.0 | | | | | 8.5 | 8.6 | | | | | | | | | | | | |
| 02-2257 | 30.0-3.0-3.0 | | | | | 4.5 | 7.3 | | | | | | | 1.8 | 2.2 | .90 | 1.0 | | |
| 02-2258 | 30.0-3.0-3.0 | | | | | 4.5 | 7.8 | | | | | | | 1.8 | 1.8 | .90 | .98 | | |
| 02-2261 | 30.0-3.0-4.0 | | | | | 8.5 | 8.8 | | | | | | | | | | | | |
| 02-2266 | 29.0-3.0-4.0 | | | | | 6.0 | 8.3 | | | | | | | 1.0 | 1.1 | .05 | .61 | | |
| 02-2267 | 29.0-3.0-4.0 | | | | | 6.0 | 8.4 | | | | | | | 1.0 | 1.1 | .50 | .55 | | |
| 02-2482 | 28.0-3.0-8.0 | | | | | 7.0 | 7.9 | | | | | | | 1.0 | 1.5 | .50 | .70 | | |
| 02-2487 | 30.0-3.0-3.0 | | | | | 4.5 | 6.7 | | | | | | | 1.8 | 2.2 | .90 | 1.1 | | |
| 02-2489 | 30.0-3.0-4.0 | | | | | 8.5 | 8.1 | | | | | | | | | | | | |
| 02-2490 | 30.0-3.0-4.0 | | | | | 8.5 | 9.1 | | | | | | | | | | | | |
| 02-2494 | 29.0-3.0-4.0 | | | | | 6.0 | 8.7 | | | | | | | 1.0 | 1.1 | .05 | .49 | | |
| 02-2500 | 28.0-4.0-6.0 | | | | | 2.2 | 2.9 | | | | | | | | | | | | |
| 02-2506 | 17.0-2.0-3.0 | | | | | 18.0 | 17.9 | | | | | | | 5.7 | 6.6 | | | | |
| 02-2727 | 30.0-3.0-3.0 | | | | | 4.5 | 7.8 | | | | | | | 1.8 | 1.9 | .90 | .99 | | |
| 02-2734 | 29.0-3.0-3.0 | | | | | 9.0 | 9.5 | | | | | | | | | | | | |
| 02-2744 | 18.0-22.0-8.0 | | | | | 2.8 | 4.5 | | | | | | | | | | | | |
| 02-2929 | 28.0-3.0-3.0 | | | | | 11.0 | 12.6 | | | | | | | | | | | | |
| 02-3123 | 30.0-3.0-4.0 | | | | | 8.5 | 8.9 | | | | | | | | | | | | |
| 02-3124 | 30.0-3.0-4.0 | | | | | 8.5 | 8.9 | | | | | | | | | | | | |
| 02-3127 | 29.0-3.0-4.0 | | | | | 6.0 | 9.0 | | | | | | | 1.0 | 1.3 | .05 | .49 | | |
| 02-3130 | 29.0-3.0-4.0 | | | | | 6.0 | 8.4 | | | | | | | 1.0 | 1.2 | .05 | .77 | | |
| 02-3346 | 29.0-3.0-4.0 | | | | | 6.0 | 8.8 | | | | | | | 1.0 | 1.1 | .50 | .64 | | |
| 02-3348 | 28.0-3.0-8.0 | | | | | 7.0 | 7.5 | | | | | | | 1.0 | 1.4 | .50 | .56 | | |
| 02-3349 | 28.0-3.0-3.0 | | | | | 11.0 | 11.7 | | | | | | | | | | | | |
| 02-3350 | 27.0-3.0-4.0 | | | | | 8.0 | 9.7 | | | | | | | 2.0 | 2.2 | 1.0 | 1.0 | | |
| 02-3586 | 30.0-3.0-3.0 | | | | | 4.5 | 7.1 | | | | | | | 1.8 | 2.3 | .90 | .88 | | |
| 02-3589 | 29.0-3.0-4.0 | | | | | 6.0 | 8.2 | | | | | | | 1.0 | 1.2 | .50 | .57 | | |
| 02-3592 | 28.0-3.0-3.0 | | | | | 11.0 | 12.2 | | | | | | | | | | | | |
| 02-3594 | 28.0-3.0-8.0 | | | | | 7.0 | 7.2 | | | | | | | 1.0 | 1.3 | .50 | .70 | | |
| 02-3930 | 29.0-3.0-4.0 | | | | | 6.0 | 8.4 | | | | | | | 1.0 | 1.2 | .50 | .44 | | |
| 02-3931 | 29.0-3.0-4.0 | | | | | 6.0 | 8.4 | | | | | | | 1.0 | 1.2 | .50 | .49 | | |
| 02-3934 | 28.0-3.0-3.0 | | | | | 11.0 | 12.2 | | | | | | | | | | | | |
| 02-3936 | 28.0-3.0-8.0 | | | | | 7.0 | 7.2 | | | | | | | 1.0 | 1.0 | | | .50 | .02* |
| 02-3937 | 28.0-3.0-8.0 | | | | | 7.0 | 7.5 | | | | | | | 1.0 | 1.3 | .50 | .57 | | |
| 02-4037 | 28.0-3.0-3.0 | | | | | 11.0 | 11.7 | | | | | | | | | | | | |
| 02-4124 | 29.0-3.0-4.0 | | | | | 6.0 | 8.3 | | | | | | | 1.0 | 1.2 | .50 | .55 | | |
| 02-4127 | 28.0-3.0-3.0 | | | | | 11.0 | 11.4 | | | | | | | | | | | | |
| 02-4129 | 28.0-3.0-8.0 | | | | | 7.0 | 7.4 | | | | | | | 1.0 | 1.3 | .50 | .65 | | |
| 02-4133 | 22.0-3.0-14.0 | | | | | 10.0 | 12.1 | | | | | | | | | | | | |
| 02-4260 | 29.0-3.0-4.0 | | | | | 6.0 | 8.2 | | | | | | | 1.1 | 1.1 | .50 | .42* | | |
| 02-4519 | 28.0-3.0-8.0 | | | | | 7.0 | 7.9 | | | | | | | 1.0 | 1.5 | .50 | .70 | | |
| 02-4525 | 18.0-9.0-18.0 | | | | | 6.0 | 8.7 | | | | | | | .28 | .31 | .14 | .16 | | |

* Deficient in the constituent indicated. The Missouri Fertilizer Law does not authorize assessment of penalty for deficiencies in additional plant nutrients.

SECONDARY AND MICRONUTRIENTS IN FERTILIZER

| Lab No. 02S# | Grade | % Ca | | % Mg | | % S | | % B | | % Cl | | % Cu | | % Fe | | % Mn | | % Zn | |
|--|----------------|------|-------|------|------|------|------|------|------|------|------|------|------|------|------|------|------|------|------|
| | | G | F | G | F | G | F | G | F | G | F | G | F | G | F | G | F | G | F |
| THE SOLARIS GROUP, MARYSVILLE, OH | | | | | | | | | | | | | | | | | | | |
| 02-2015 | 27.0-0.0-1.0 | | | | | | | | | | | | | .50 | .54 | | | | |
| TRUSERV CORPORATION, MAUMEE, OH | | | | | | | | | | | | | | | | | | | |
| 02-4126 | 28.0-3.0-3.0 | | | | | 3.4 | 4.1 | | | | | | | | | | | | |
| UAP/MIDSOUTH, COOTER, MO | | | | | | | | | | | | | | | | | | | |
| 02-3749 | 21.0-8.0-16.0 | | | | | 5.0 | 6.0 | .50 | .58 | | | | | | | | | | |
| 02-3754 | 11.0-7.0-31.0 | | | | | 3.0 | 5.0 | .30 | .36 | | | | | | | | | | |
| UAP/MIDSOUTH, SIKESTON, MO | | | | | | | | | | | | | | | | | | | |
| 02-2675 | 9.0-13.0-8.0 | 14.0 | 9.14* | | | 2.0 | 3.7 | | | | | | | | | | | | |
| 02-2676 | 9.5-17.0-15.0 | 7.0 | 16.6 | | | 2.0 | 3.7 | | | | | | | | | | | | |
| 02-4310 | 21.0-0.0-0.0 | | | | | 24.0 | 24.0 | | | | | | | | | | | | |
| UNITED SUPPLIERS, INC., ELDORA, IA | | | | | | | | | | | | | | | | | | | |
| 02-3461 | 21.0-0.0-0.0 | | | | | 24.0 | 24.5 | | | | | | | | | | | | |
| UNITED COOPERATIVES INC., SAVANNAH, MO | | | | | | | | | | | | | | | | | | | |
| 02-3305 | 9.0-23.5-28.5 | | | | | 6.2 | 7.9 | | | | | | | | | | | | |
| 02-4066 | 23.1-14.3-8.7 | | | | | 2.3 | 2.8 | | | | | | | | | | | | |
| VANDUSER GIN COMPANY INC., VANDUSER, MO | | | | | | | | | | | | | | | | | | | |
| 02-3389 | 12.0-0.0-30.0 | | | | | 7.0 | 8.1 | | | | | | | | | | | | |
| 02-3390 | 12.0-12.0-25.0 | | | | | 7.0 | 6.3* | | | | | | | | | | | | |
| VOLUNTARY PURCHASING GROUPS, BONHAM, TX | | | | | | | | | | | | | | | | | | | |
| 02-2270 | 28.0-4.0-4.0 | | | | | | | .02 | .01 | | | .05 | .05 | .10 | .60 | .05 | .06 | .05 | .04 |
| 02-2280 | 25.0-4.0-4.0 | | | | | | | .02 | .02 | | | .05 | .04 | .10 | 1.0 | .05 | .07 | .05 | .04 |
| 02-2290 | 20.0-3.0-3.0 | | | | | | | .02 | .02 | | | .05 | .05 | .10 | 1.5 | .05 | .06 | .05 | .04 |
| 02-2299 | 9.0-13.0-7.0 | | | | | | | .02 | .02 | | | .05 | .03* | .10 | 1.5 | .05 | .05 | .05 | .03* |
| 02-2510 | 9.0-13.0-7.0 | | | | | | | .02 | .01 | | | .05 | .03* | .10 | 1.6 | .05 | .05 | .05 | .02* |
| 02-4108 | 9.0-13.0-7.0 | | | | | | | .02 | .01 | | | .05 | .04 | .10 | 1.8 | .05 | .05 | .05 | .04 |
| 02-4131 | 25.0-4.0-4.0 | | | | | | | .02 | .01 | | | .05 | .04 | .10 | .92 | .05 | .05 | .05 | .04 |
| 02-4193 | 28.0-4.0-4.0 | | | | | | | .02 | .02 | | | .05 | .04 | .10 | .55 | .05 | .07 | .05 | .04 |
| 02-4194 | 25.0-4.0-4.0 | | | | | | | .02 | .01 | | | .05 | .04 | .10 | 1.1 | .05 | .05 | .05 | .04 |
| 02-4262 | 28.0-4.0-4.0 | | | | | | | .02 | .00* | | | .05 | .01* | .10 | .87 | .05 | .02* | .05 | .03* |
| 02-4263 | 28.0-4.0-4.0 | | | | | | | .02 | .01 | | | .05 | .04 | .10 | .61 | .05 | .03* | .05 | .04 |
| 02-4266 | 16.0-4.0-8.0 | | | | | | | .02 | .01 | | | .05 | .04 | .10 | 1.3 | .05 | .06 | .05 | .05 |
| 02-4451 | 25.0-3.0-6.0 | | | .05 | .20 | | | .02 | .01 | | | .05 | .03* | .10 | .66 | | | .05 | .04 |
| WAKE FEED & FERTILIZER, INC., WILLOW SPRINGS, MO | | | | | | | | | | | | | | | | | | | |
| 02-1860 | 0.0-5.7-13.1 | | | | | | | .53 | .58 | | | | | | | | | | |
| WILLIAMS FERTILIZER SERVICE, OREGON, MO | | | | | | | | | | | | | | | | | | | |
| 02-3395 | 16.0-8.0-5.0 | | | | | | | | | | | | | | | | | .40 | .42 |
| YOCUM FERTILIZER, INC., FAIRFAX, MO | | | | | | | | | | | | | | | | | | | |
| 02-3878 | 18.0-3.5-6.0 | | | | | 1.8 | 2.3 | | | | | | | | | | | | |
| YOCUM SERVICE, INC., MOUND CITY, MO | | | | | | | | | | | | | | | | | | | |
| 02-3704 | 16.5-7.0-7.0 | | | | | 1.2 | 1.3 | | | | | | | | | | | | |
| YOUNG'S AG SERVICE INC., KEYTESVILLE, MO | | | | | | | | | | | | | | | | | | | |
| 02-2378 | 13.0-8.0-10.0 | | | | | 1.5 | 1.9 | | | | | | | | | | | | |
| 02-2384 | 21.5-0.0-0.0 | | | | | 2.5 | 3.1 | | | | | | | | | | | | |
| 02-2859 | 5.0-13.0-13.0 | | | | | 2.2 | 2.6 | | | | | | | | | | | | |
| 02-2861 | 5.0-13.0-13.0 | | | | | 2.2 | 2.8 | | | | | | | | | | | | |

* Deficient in the constituent indicated. The Missouri Fertilizer Law does not authorize assessment of penalty for deficiencies in additional plant nutrients.

IMPROVED RECOMMENDATIONS FOR POTASSIUM MANAGEMENT IN MISSOURI CLAYPAN SOILS AFFECTED BY DROUGHT STRESS

Peter Motavalli
Assistant Professor

Kelly Nelson
Research Agronomist

Manjula Nathan
Extension Assistant Professor

Increasing incidences of K deficiency in soybean have been observed in Missouri and other Midwestern states due to several climatic and management-induced factors including: 1) the decrease in soil potassium availability due to drought conditions and soil compaction, 2) reductions in applied potassium fertilizer and the frequency of soil testing by producers due to decreasing commodity prices, and 3) higher corn yields and increasing soybean acreage in rotation with corn has increased potassium fertilizer requirements. The objective of this research was to examine the agronomic benefits of applying pre-plant or foliar-applied K fertilizer at different times during the growing season to soybeans as part of a post-emergence weed management program.

A field trial was established in 2001 on a cooperators farm southeast of Novelty, MO on a claypan soil in which K deficiency had been observed the previous year. Initial soil test K was low to medium averaging 148 lbs K/acre (std. dev. = 19 lbs K/acre). Four rates of broadcast pre-plant K fertilizer and three additional rates of post-emergence foliar-applied K fertilizer were applied at three growth stages of soybean (i.e. V4, R1-R2, and R3-R4 growth stages).

Visual K deficiency symptoms were observed during the growing season in the check plots compared to plots receiving pre-plant fertilizer K (as K_2SO_4) (Fig. 1A-C).




Figure. 1 (A-C). Visual K deficiency symptoms in soybeans on a farmer's field near Novelty, Missouri during the 2001 season.

Application of pre-plant fertilizer K significantly increased soybean yields approximately 20 bu/acre compared to the check treatment up to an application of 250 lbs K/acre (Fig. 2). In addition, foliar application of potassium sulfate increased soybean yields compared to a foliar-applied magnesium sulfate check (S0) at three different growth stages during the season (Fig. 2). Based on visual ratings of leaves, no significant salt injury was observed due to the foliar fertilizer application up to a rate of 32 lbs K/acre (data not shown). Leaf tissue samples taken before each foliar application are currently being evaluated to confirm the observed K response.

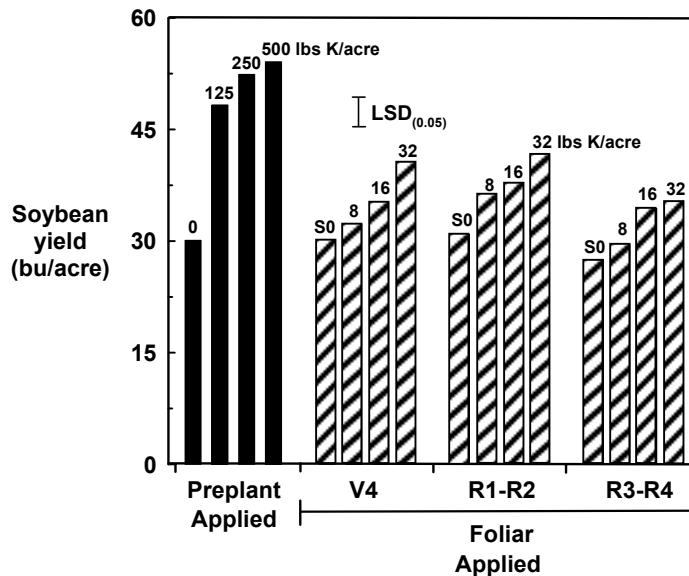


Figure 2. Soybean grain yield response in 2001 to pre-plant and foliar applications of K_2SO_4 at different soybean growth stages. Numbers on bars are K application rates; S0 =magnesium sulfate check.

These initial research results suggest that foliar K applications in soybeans may be a possible management tool to mitigate reduced yields caused by K deficiency. However, additional testing of this approach is necessary at other locations and under different climatic conditions in Missouri to confirm these results and evaluate the economic benefits.

Boron Fertilization of Rice

David Dunn

Abstract

Boron fertilizer treatments were applied to a rice field that the soil tested low for boron. Soil and foliar applications were compared on Kaybonnett rice. Boron treatments increased rice yields, on average, 8 to 25 bushels per acre. The greatest rice yield was obtained with a 0.5 lb/a foliar application at first tiller growth stage.

Introduction

Boron is an essential plant nutrient. Its functions in rice plants are involved in cell growth and development of the flower. Boron is very water-soluble. As such it is mobile in soil-water solutions. Current University of Missouri soil test recommendations for rice call for a 0.5 lb/a boron application when less than .25 ppm of boron is found in the soil. Soil samples collected at the Missouri Rice Research Farm in 1998 were found to contain between .02 and .35 ppm boron.

Materials and Methods

Study 1

In this three year study, a location at the Missouri Rice Research Farm that tested low in soil boron (0.19 ppm average) was used to conduct this evaluation. Rice was drill seeded at a rate of 75 lb/a. Weeds were controlled with propanil applications, at 3 lb./acre when the grass had 2-3 leaves and then reapplied approximately 14 days later, shortly before flood establishment (Stam 3+3 program). No insect control was necessary. In this study four Boron application rates, .25, .50, .75, and 1.0 lb B/a, were compared to an untreated check. Two application methods, preplant soil applied and pre-flood (first tiller) foliar spray, were evaluated for each boron rate. Soil samples were collected prior to flooding from each plot receiving preplant boron. These soil samples were tested for plant available boron. Each plot was mechanically harvested and the yield recorded.

Study 2

In this study five pre-plant B rates were used to create a range of soil test values for B. At pre-flood two rates of foliar B ($\frac{1}{2}$ and $\frac{3}{4}$ lb/a) were applied. Each plot was mechanically harvested and the yield recorded.

Study 3

In this study Boron was mixed with the rice herbicide Arrosolo. The 3 qt rate of Arrosolo was mixed with 0.25 or 0.50 lbs B/a in 20 gallons/a water. Applications were made when the barnyard grass reached 2-3 leaf stage and again immediately prior to flooding. This mixture was compared to a single application of Arrosolo (3qt) + Facet (8oz). The plots were rated for rice injury and barnyard grass control. Each plot was mechanically harvested and the yield recorded.

Results

Study 1

All boron applications increased rice yields over the untreated check (Table 1). In 1999, the foliar applications produced higher yields than soil applied boron. The average for all four boron treatments in an application type was also greater in the foliar in the first year of the project. In 2000, the soil application for the same rate of fertilizer was greater. The same is also true for the 2000 average for the four treatments. In 2001 the results were mixed. The three year average, however, showed the soil applications produced greater yields for the same boron application rate. The 0.5 lb B/a rate for foliar applications (162 bu/acre) showed the greatest increase compared to the untreated check (143 bu/acre). This represents an increase of 19 bu/a of grain.

Study 2

Soil applications of boron increased plant available soil test levels (Table 2). The magnitude of this increase was consistent with

the application rate. Adding $\frac{1}{2}$ or $\frac{3}{4}$ lbs.B/a did not increase rice grain yields when the Boron soil test was above 0.25 ppm B (Figure 1).

Study 3

Additions of Boron to Arrosolo did not decrease the effectiveness of Arrosolo on barnyard grass control (Table 3). Rice injury was not increased by Boron addition to Arrosolo.

Table 1. Average rough rice yields for boron treatments in 1999 and 2000 for the rice variety Kaybonnett.

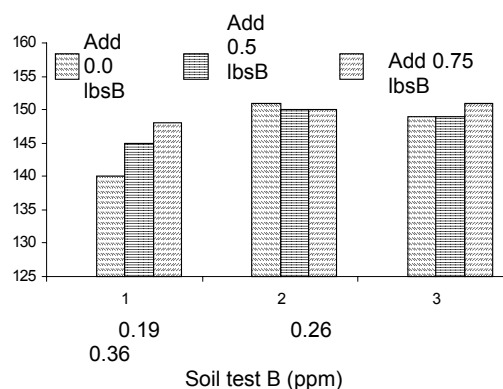
| lb. B/a | Application type | Average rough rice yields (bu/a) | | | |
|-------------|------------------|----------------------------------|------------|------------|------------|
| | | 1999 | 2000 | 2001 | Mean |
| 0 | | 146 | 144 | 140 | 143 |
| 0.25 | Soil | 150 | 165 | 151 | 155 |
| 0.5 | Soil | 151 | 189 | 139 | 160 |
| 0.75 | Soil | 150 | 173 | 148 | 157 |
| 1.0 | Soil | 147 | 185 | 147 | 160 |
| Mean | Soil | 150 | 178 | 146 | 158 |
| 0.25 | Foliar | 151 | 169 | 146 | 155 |
| 0.5 | Foliar | 160 | 180 | 145 | 162 |
| 0.75 | Foliar | 149 | 157 | 148 | 153 |
| 1.0 | Foliar | 151 | 154 | 155 | 151 |
| Mean | Foliar | 153 | 165 | 149 | 155 |

Table 2. Average soil test B levels for preplant soil applied treatments.

| Soil Applied Boron lbs./a | Soil Test B in ppm | | | |
|---------------------------|--------------------|------|------|------|
| | 1999 | 2000 | 2001 | Mean |
| 0 | 0.17 | 0.21 | 0.19 | 0.19 |
| 0.25 Soil | 0.24 | 0.30 | 0.26 | 0.27 |
| 0.5 Soil | 0.43 | 0.33 | 0.36 | 0.37 |
| 0.75 Soil | 0.37 | 0.42 | 0.45 | 0.41 |
| 1.0 Soil | 0.49 | 0.54 | 0.56 | 0.53 |

Table 3. Effect of adding Boron to Arrosolo on barnyard grass control.

| Treatment | | % Barnyard grass control 6-22-01 | % Barnyard grass control 7-03-01 |
|----------------------------------|----------------------------------|----------------------------------|----------------------------------|
| 6-7-01 | 6-22-01 | | |
| Arrosolo (3qt) | Arrosolo (3qt) | 70.0 | 97.5 |
| Arrosolo (3qt) Boron (0.5 lb) | Arrosolo (3qt) | 77.5 | 95.0 |
| Arrosolo (3qt) | Arrosolo (3qt) Boron(0.5 lb) | 70.0 | 100.0 |
| Arrosolo (3qt) Boron(0.25 lb) | Arrosolo (3qt) Boron(0.25 lb) | 72.5 | 97.5 |
| Arrosolo (3qt) Facet (0.5 lb) | | 87.5 | 90.0 |
| Untreated check | | 0.0 | 0.0 |



Rice yield bu/acre

Figure 1. Effect of adding $\frac{1}{2}$ and $\frac{3}{4}$ lbs. Boron at varying soil test B levels on rice grain yields.

Conclusion

Rice yields can be increased with boron applications. On the three year average, maximum yields were obtained when the University of Missouri recommended rate (0.5 lb B/a) of boron was applied as a foliar spray. In 1999 and 2001, the foliar application was better than the soil. While in 2000, soil applications were better than the foliar. But for the three year average, the foliar is on top. Producers should consider testing soils for Boron and applying boron when the soil test B levels are found to be less than 0.25 ppm.

REPORT CONTENTS

| | Page |
|--|------|
| 1. Bagged Fertilizer | 1 |
| 2. Bulk Dry Fertilizer | 6 |
| 3. Bulk Blend Fertilizer | 19 |
| 4. Liquid Fertilizer | 32 |
| 5. Secondary and micronutrient sample analysis | 36 |
| 6. Improved Recommendations for Potassium Management in Missouri Claypan Soils Affected by Drought Stress by P. Motovalli K. Nelson & M. Nathan | 48 |
| 7. Boron Fertilization of Rice by David Dunn | 50 |

This report also available on the web at:
<http://aes.missouri.edu/pfcs>

MISSOURI FERTILIZER REPORT

Fertilizer Control Service
Agricultural Experiment Station
University of Missouri-Columbia
Columbia, MO 65211-8080
Volume 44, No. 2 July 2002

Non - Profit
U.S. Postage
PAID
University of Missouri

RETURN SERVICE REQUESTED

